

MHSA Three-Year Plan - Needs Prioritization

Q1. Over the next 3 years, how important is it to address the following issues impacting **Children/Youth/Transition Age Youth** struggling with mental health and substance use in San Mateo County.

Answered: 323 Skipped: 6

	1=ABSOLUTELY ESSENTIAL	2=VERY IMPORTANT	TOTAL
Mental Health Crisis Supports	72.19% 231	21.88% 70	320
Suicide/Suicide Ideation	73.19% 232	18.93% 60	317
Homelessness/Unstable Housing	69.59% 222	23.51% 75	319
Complex Cases/Concurrent Issues (mental illness, trauma, substance use, poor health)	62.97% 199	28.16% 89	316
Trauma (Community, Intergenerational)	62.78% 199	27.76% 88	317
Depression	58.65% 183	30.77% 96	312
Co-Occurring Diagnosis (Both Mental Health and Substance Use)	58.04% 184	30.28% 96	317
Transition-Age Youth Specific Services (short-term housing, drop-in, engagement)	47.47% 150	35.44% 112	316
Family Conflict/Stress	43.31% 136	40.45% 127	314
Social/Community Connectedness	41.27% 130	37.78% 119	315
Chronic Absenteeism/School Drop Outs	38.91% 121	34.08% 106	311
Juvenile Justice Involvement	36.77% 114	38.39% 119	310
Continuity of Services After Age 0-5	41.04% 126	31.27% 96	307
Services for those without a formal diagnosis	33.44% 105	39.81% 125	314
Employment	29.58% 92	31.83% 99	311

MHSA Three-Year Plan - Needs Prioritization

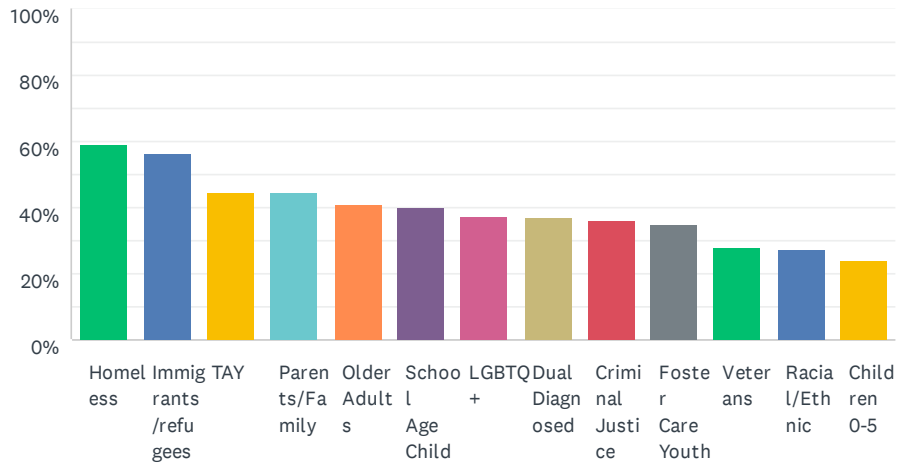
Q2. Over the next 3 years, how important is it to address the following issues impacting **Adult/Older Adults** struggling with mental health and substance use in San Mateo County.

Answered: 323 Skipped: 6

	1=ABSOLUTELY ESSENTIAL	2=VERY IMPORTANT	TOTAL
Mental Health Crisis	70.22% 224	22.26% 71	319
Homelessness/Housing	70.53% 225	21.63% 69	319
Complex Cases/Concurrent Issues (mental illness, trauma, substance use, poor health)	62.89% 200	28.30% 90	318
Trauma	60.13% 190	28.16% 89	316
Suicide/Suicidal Ideation	61.27% 193	25.40% 80	315
Co-occurring Diagnosis (Both Mental Health and Substance Use Issues)	58.13% 186	29.38% 94	320
Domestic Violence	57.28% 181	28.80% 91	316
Residential Care/In- home Care	45.11% 143	37.54% 119	317
Parenting/Family Stress Support Services	46.69% 148	35.96% 114	317
Incarceration of Mentally Ill Adults	39.75% 126	45.43% 144	317
Chronic Health Issues	40.58% 127	38.66% 121	313
Social isolation	37.22% 118	38.49% 122	317
Employment/Supported Employment	32.81% 104	41.01% 130	317
Supported Education	26.60% 83	36.22% 113	312

Q3. Are there any populations or groups of people struggling with mental health and substance use issues whom you believe are not being adequately served? Please check all that apply.

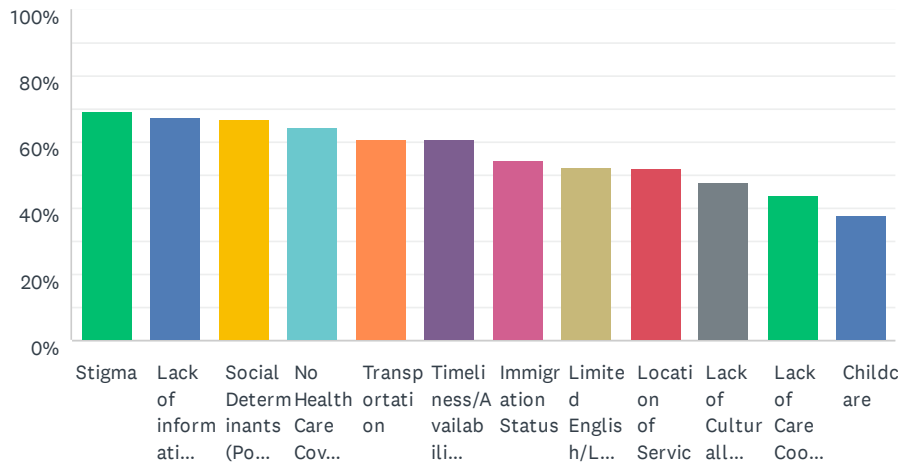
Answered: 319 Skipped: 10



ANSWER CHOICES	RESPONSES
Homeless	59.25% 189
Immigrants/refugees	56.74% 181
TAY	44.51% 142
Parents/Family	44.51% 142
Older Adults	40.75% 130
School Age Children	40.13% 128
LGBTQ+	37.30% 119
Dual Diagnosed	36.99% 118
Criminal Justice	36.05% 115
Foster Care Youth	35.11% 112
Veterans	27.90% 89
Racial/Ethnic	27.27% 87
Children 0-5	23.82% 76
Total Respondents: 319	

### Q4. What makes it difficult for individuals and their families to receive mental health and substance use services? Please check all that apply.

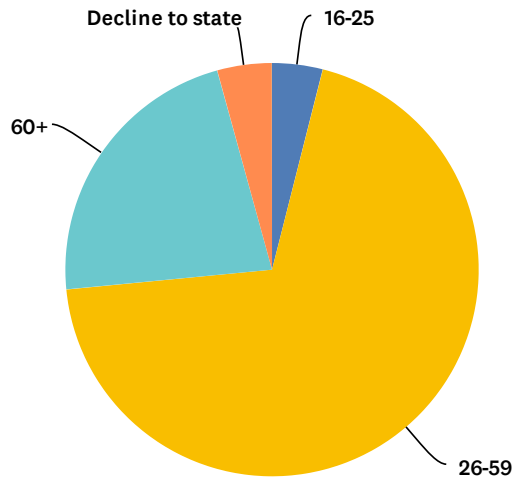
Answered: 328 Skipped: 1



ANSWER CHOICES	RESPONSES
Stigma	69.51% 228
Lack of information/awareness	67.68% 222
Social Determinants (Poverty, Unemployment, Housing)	67.07% 220
No Health Care Coverage	64.33% 211
Transportation	60.98% 200
Timeliness/Availability of Services	60.98% 200
Immigration Status	54.57% 179
Limited English/Language Barriers	52.44% 172
Location of Services	52.13% 171
Lack of Culturally Competent Providers	48.17% 158
Lack of Care Coordination	43.90% 144
Childcare	38.11% 125
Total Respondents: 328	

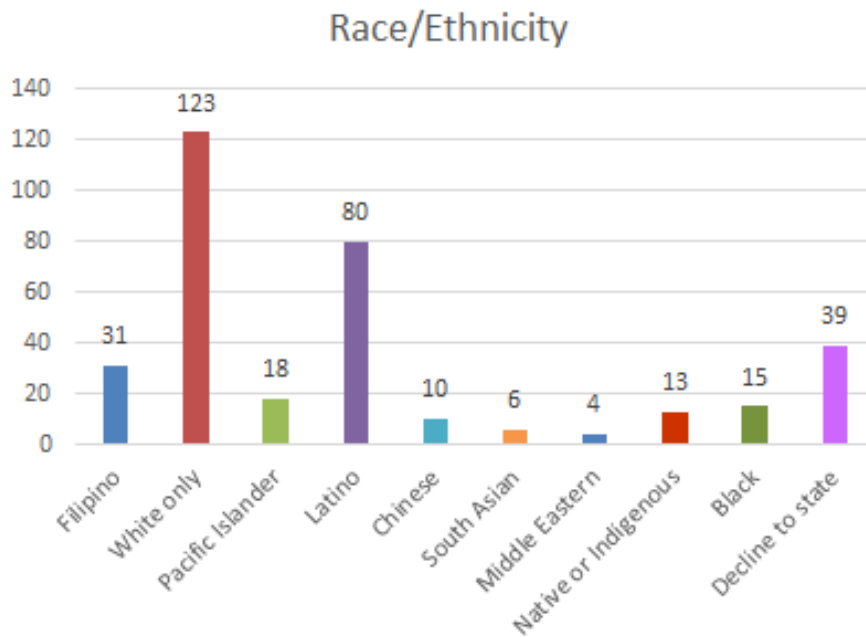
### Q6 Please tell us about yourself. My Age group is:

Answered: 328 Skipped: 1



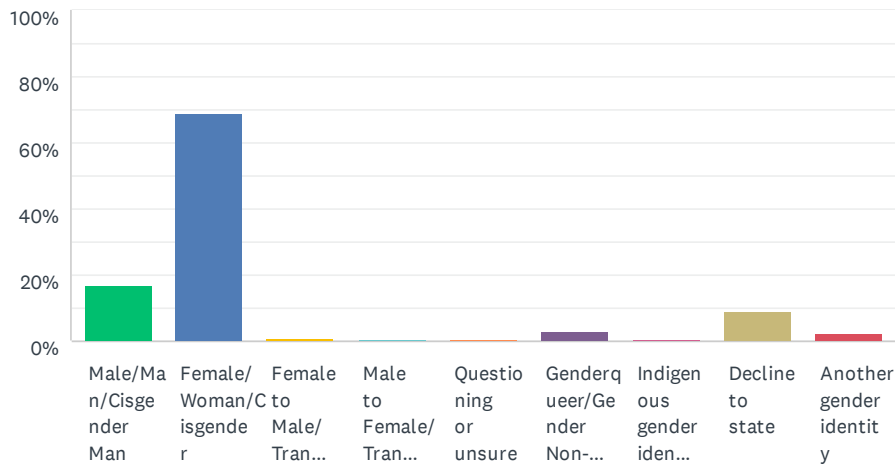
### Q7 & Q8. Race/Ethnicity Combined

Answered: 321 Skipped: 8



### Q9 Gender Identity (select ALL that apply)

Answered: 322 Skipped: 7



### Q10 Are you a Veteran?

Answered: 324 Skipped: 5

ANSWER CHOICES	RESPONSES	Count
Yes	0.93%	3
No	94.75%	307
Decline to state	4.32%	14
<b>TOTAL</b>		<b>324</b>

### Q11. Do you represent any of the following groups? (select ALL that apply)

Answered: 317 Skipped: 12

ANSWER CHOICES	RESPONSES	Count
Behavioral health consumer/client	25.87%	82
Family member of consumer/client	30.60%	97
Provider of behavioral health services	42.27%	134
Provider of health and social services	22.08%	70
Law enforcement	0.95%	3
Homeless	2.21%	7
Student	7.57%	24
Community member	46.37%	147
Decline to state	7.26%	23
Another group	11.04%	35
<b>Total Respondents: 317</b>		

**Q12 What city do you live in OR work in San Mateo County? Please select ONLY one city that you want to represent for your responses to this survey.**

Answered: 329 Skipped: 0

ANSWER CHOICES	RESPONSES	
Atherton	0.00%	0
Belmont	3.04%	10
Brisbane	0.30%	1
Burlingame	1.52%	5
Colma	0.30%	1
Daly City	10.33%	34
East Palo Alto	8.21%	27
El Granada	0.30%	1
Foster City	1.82%	6
Half Moon Bay	4.56%	15
Hillborough	0.30%	1
La Honda	0.00%	0
Menlo Park	2.13%	7
Millbrae	0.30%	1
Pacifica	3.95%	13
Pescadero	0.30%	1
Redwood City	13.68%	45
San Bruno	5.47%	18
San Carlos	3.65%	12
San Mateo	27.66%	91
South San Francisco	5.47%	18
Decline to state	5.17%	17
Total Respondents: 329		