

# Guide to Protocol Utilization

**History**

- Important history items
- Circumstances of event
- SAMPLE
- Time of onset
- Duration

**Signs and Symptoms**

- Important signs and symptoms specific to each protocol

**Differential**

- A list of other diseases or injuries that should be considered

**BLACK BOX**

Highlights important information



**G01 General –  
Routine Medical Care Protocol**


Will be used on all patients and will not appear on individual protocols

**RED BOX**

Highlights critical information

May direct to another protocol

Indicates entry/exit from/to another protocol(s)

 Signals protocol within a protocol

Information box

Decision Point  
Darker outline to highlight



Teal Shading  
Specialty hospital information and alerting when criteria are met

**Red Shading of Information Box**  
**Medication (Bolded) Contraindicated**  
Base contact advised if you want to administer

**Gray Shading of Information Box**  
**Medication (Bolded) Administration**  
Dosages found on SMC Drug Card  
Normal face provides guidance if present

**Yellow Shading of Information Box**  
Indicates transport decision based boxes that may not be to the closest hospital

EMS Provider Legend	
R	Emergency Medical Responder
E	Emergency Medical Technician (EMT)
O	EMT Optional Scope
P	Paramedic

Notification and Medical Direction Legend		
	<b>Notify receiving facility. Consider Base Hospital for medical direction</b>	

**Pearls**

- Important information specific to each protocol will appear here.
- Will usually appear on last page of specific protocol.
- Important exam items listed here specific to the protocol.

Protocol Introduction