

Law and Ethics: Involuntary Treatment and the 5150 Process

Student User Guide

Disclaimer: the information in the training does not supersede your local county policies. CalMHSA is not authorized to provide “5150” writing authority. By successfully completing the training, you will receive a certificate of completion. Please refer to your county training program about this training prior to the start of training. Under law, county behavioral health directors have authority on “5150 writing authority” permissions.

Welcome to the 5150 Training!

We are honored by your dedication to serving California's communities. Your resilience during challenging times speaks volumes about your commitment to advocacy and behavioral health. Thank you for all that you do.

The California Mental Health Services Authority (CalMHSA) provides behavioral health training and support on behalf of member counties by pooling resources, forging cross-county partnerships, and leveraging technology to create regional and statewide solutions. Our mission is to enhance equity and improve access to behavioral health services, especially for the most vulnerable populations.

In 2021, CalMHSA piloted the 5150 training with great success! Forty-eight county mental health plans participated in the training opportunity. Building on that momentum, the current 5150 training series, *Law and Ethics: Involuntary Treatment and the 5150 Process*, aims to continue to provide opportunities for cross-sector collaboration to best meet the needs of our communities. We hope counties will take advantage of this resource and support county reciprocity.

The California Mental Health Services Authority is honored to present the *Law and Ethics: Involuntary Treatment and the 5150 Process* training. The project was a collaboration between CalMHSA and Sutter Health, and reflects a commitment to providing standardized, centralized training statewide.

We extend special thanks to Linda Garrett, Esq. for her continued dedication, expertise, and advocacy. Her contributions to this project have been invaluable- and yes, we've enjoyed her delightful kitten photos, too!

About the Training

A three-hour live training session is hosted by Garrett Law LLP once per month. After each session, CalMHSA uploads the most recent recording to the [CalMHSA learning management system](#), where it remains available for approximately 28 days. The training link with the most recent recording of the live-virtual presentation is updated monthly, and participants are provided with new enrollment codes to register.

This course qualifies for 3 hours of continuing education credit for LMFTs, LCSWs, LPCCs, and LEPs, in accordance with the California Board of Behavioral Sciences. CalMHSA is approved by the California Association of Marriage and Family Therapists to sponsor continuing education for these professional titles.

All training participants register directly through the [CalMHSA learning management website](#) as students. If you are an administrator overseeing the training participants, you will also have access to view reports and monitor participation by staff in your agency. Instructions for using the administrator tools are provided separately.

Sincerely,

Lucero Robles, LCSW
workforce@calmhsa.org

Access and Log In

The training can be accessed on [CalMHSA learning management website](#) in the category "5150" under Courses>All Courses. You may access the category through this link: <https://moodle.calmhsalearns.org/course/index.php?categoryid=1>

What you will need

- A computer or tablet with internet access
- An enrollment code that the training coordinator at your agency provided (updated monthly)
- A valid email address
- About 3 hours to complete the training within 28 days of course start date.

Create an account on CalMHSA Learning Management system.

Go to [CalMHSA learning management website](#)

1. Click "Create New Account."

Your certificate of completion will be issued using the following details you provide while creating the account:

- Full Name (as you want it to appear on your certificate)
- Email Address (used for confirmation and login)
- County of Employment
- Role at Employment Agency
- Employment Agency Type
- Organization Name
- Professional License Number (if applicable)

How to select the Correct County of Employment

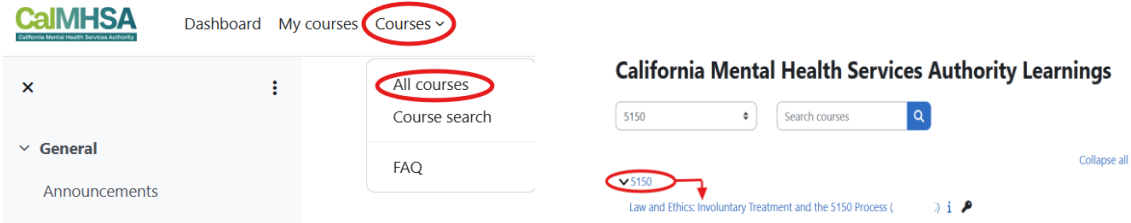
- Choose the county of employment based on the Behavioral Health training admin who provided you with the enrollment code for this training.
- If you work for the Sutter Health hospital system, please select "Other/State Employee" as your County of Employment irrespective of whether you received an enrollment code from a county behavioral health admin.
- This ensures your training completion is correctly reported to the appropriate county and/or hospital system.

2. **Check your email to confirm your account.** Your account is going to be associated with the email address that you use to register.



3. Do you **already have an account?** You can log in via SAML2.

Enroll in the Course



1. After logging in, click on the top menu near the CalMHSA logo > "Courses" and select "All Courses."
2. Select "Law and Ethics: Involuntary Treatment and the 5150 Process (Month YYYY)"
3. Please read the **instructions** on enrolling for the course:

About this course

This training is available from April 14 to May 08, 2025 for County-approved and Sutter Health-approved Behavioral Health staff and contractors as part of the CalMHSA workforce training and credentialing participation agreement.

Registration Instructions:

1. **Enroll as a STUDENT:** Please ensure you enroll as a STUDENT and provide accurate registration details, including your Full Name, County of Employment, and Professional License Number, as certificates will be issued based on this information.
2. **Update Your Profile:** Before starting the course, update your profile to ensure all details are correct including your professional license number. Please ensure that Full Name, County of Employment, and Professional License Number are accurate, as the 5150 training completion certificates will be issued based on the information provided at the time of registration.
3. **County of Employment:** Choose the county of employment based on the County Behavioral Health training department who provided you the enrollment code for this training.
4. **For Sutter Health Providers:** If you are an employee of the Sutter Health hospital system, please select "Other/State Employee" as your County of Employment irrespective of whether you received an enrollment code from a county behavioral health admin.

This ensures your training completion is correctly reported to the appropriate county and/or hospital system.

If you have any questions, please feel free to send an email to workforce@calmhsa.org.

4. Choose to enroll as a "Student"
5. Enter the **current month's enrollment code** provided in the email from your training coordinator.

Enrollment methods

Select an enrollment method

Student Enrollment

Enrollment key

Enroll me

Admins

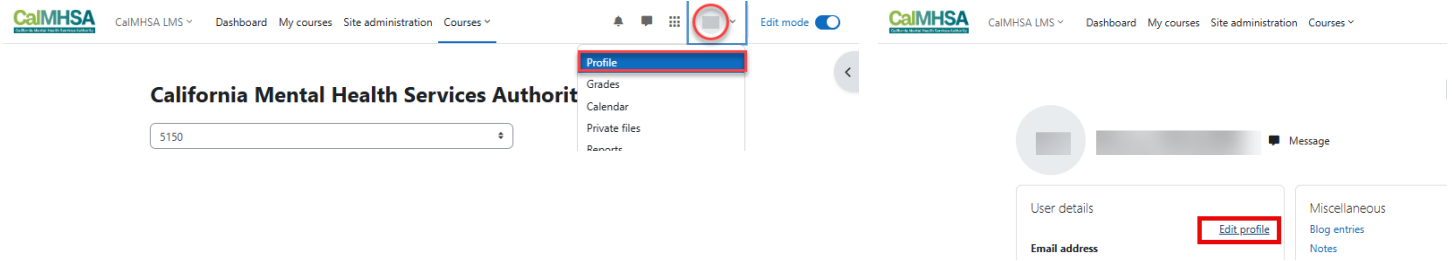
Enrollment key

Enroll me

Complete the Training Course

Update your profile: This is a mandatory step to ensure your profile information is accurate for billing and certification purposes. Completion certificates will be generated using the details provided in your profile.

Click your user icon on the upper right and then click "Profile" and then "Edit Profile."



If you need to enter your license number or professional license or credential type, scroll down to "Other Details."

You may also need to check the box confirming your understanding that participation in CalMHSA training allows authorized personnel to view user completion and certificate information.

Other Details

County of Employment

Role

Employment

Professional License / Credential

Professional License Number

Agreement

By checking this box, I understand that participation in CalMHSA training allows authorized county or agency contacts to view user completion and certificate information.

Click "Mark as Done" in the profile section of the course in the LMS;



Please Update Your Profile

This is a **mandatory** step to ensure your profile information is accurate for billing and certification purposes. Completion certificates will be generated using the details provided in your profile.

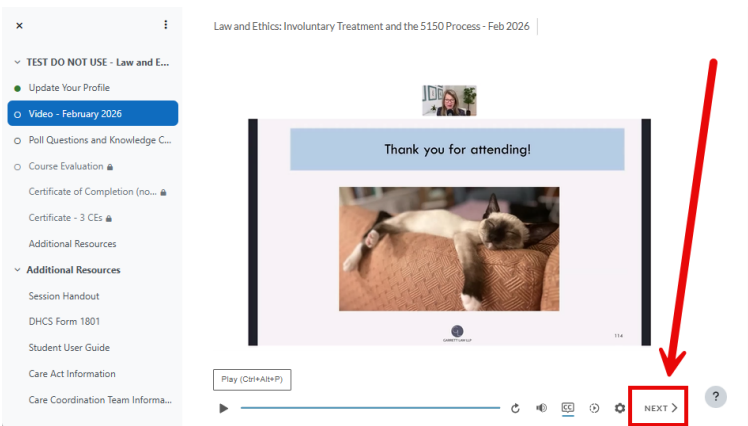
Step 1: Go to your profile setting

Viewing the Recording

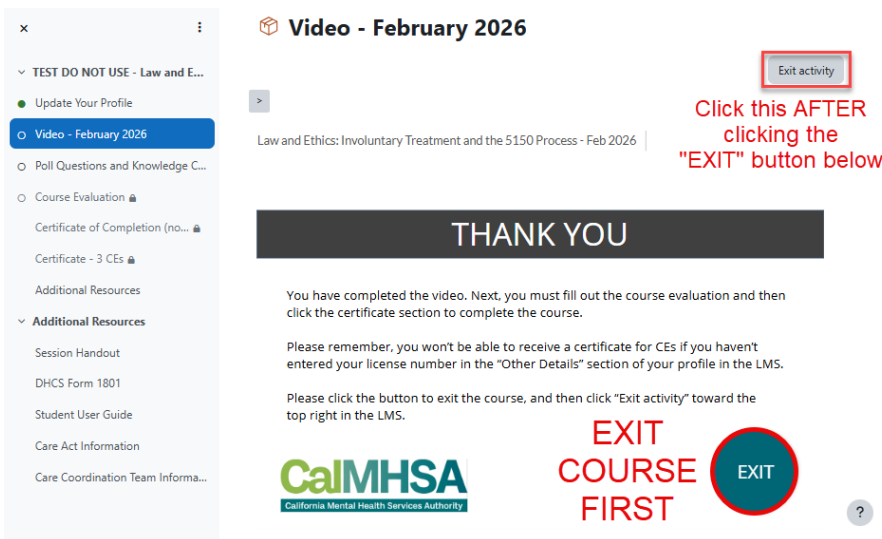
Click on the video link to view the training course.

You may leave and re-enter the video, resuming your progress. You can also rewind, but you can't move past where you've viewed the video to that point.

When you reach the end of the video, the "NEXT" button will enable at the bottom right. You will need to click that and view the next slide to complete the course.



On the next slide, wait for the "EXIT" button to appear and click that before exiting the activity in the LMS. (The video won't register as complete unless you view and click that "EXIT" button.)




Continue through the activities. You will need to complete each one in turn.

 Video

✓ Done ▾

 Poll Questions and Knowledge Checks

✓ Done ▾

 Course Evaluation

✓ Done ▾

 Certificate of Completion (no CEs)

 Certificate - 3 CEs


Your license number must be entered for you to access this certificate. If you haven't done so, please go to your profile by clicking the icon at the top right, click "Edit Profile," and scroll down to "Other Details" to enter your license number.

▾ Additional Resources

Click to download helpful resources.

 Session Handout

 DHCS Form 1801

 Student User Guide


 Care Act Information


 Care Coordination Team Information

Certificate of Completion

The certificate of completion can be accessed in three ways:

1. Email address: The certificate of completion will be emailed to you in a pdf format immediately upon completion.
2. Course page: If you click on “Confirmation of Completion” link on the course page
3. Profile: You will be able to access the certificate of completion under “My certificates” when you click on your profile icon on the top corner of the course page.

 Certificate of Completion (no CEs)

 Certificate of Completion (CEs)

Your license number must be entered for you to access this certificate. If you haven't done so, please go to your profile by clicking the icon at the top right, click "Edit Profile," and scroll down to "Other Details" to enter your license number.

Select one of these certificates; with CEs or without.

Verify information on your certificate

Please ensure that the information on your certificate is accurate. In case of corrections, please email workforce@calmhsa.org. A new certificate will be manually generated within 30 days.

This course meets the qualifications for 3.0 hours of continuing education credit for LMFTs, LCSWs, LPCCs, and/or LEPs as required by the California Board of Behavioral Sciences.

The California Mental Health Services Authority is approved by the American Psychological Association (APA) to sponsor continuing education for psychologists. CalMHSA maintains responsibility for this program and its content.

Need Help?

1. Technical/Login Issues or grievances: Please email at training@calmhsa.org
2. Enrollment Code Issues: Contact your agency training coordinator
3. Troubleshooting Tips:
 - o Video not playing: Please try using Google Chrome and clear browser cache.
 - o Cannot proceed to the next video: Make sure you click both the star icon and Submit button.
 - o Lost certificate: Re-download it from the Certificates tab on your course page