

County of San Mateo

# Single Use Bag Ban Ordinance

*Draft*  
**Program  
Environmental  
Impact Report**

SCH #2012042013



June 2012

---

**County of San Mateo  
Single Use Bag Ban Ordinance**

*Draft*  
**Program Environmental Impact Report**  
SCH #2012042013

*Prepared by:*

**County of San Mateo**  
Planning and Building Department  
455 County Center, Second Floor  
Redwood City, CA 94063  
Contact: Ms. Camille M. Leung, Planner  
cleung@smcgov.org  
(650) 363-1826

*Prepared with the assistance of:*

**Rincon Consultants, Inc.**  
180 North Ashwood Avenue  
Ventura, California 93003

*June 2012*

---

---

*This report is printed on 50% recycled paper with 30% post-consumer content  
and chlorine-free virgin pulp.*

---

# San Mateo County Single Use Bag Ban Ordinance Program EIR

## Table of Contents

	Page
Executive Summary .....	ES-1
1.0 Introduction	
1.1 Project Background.....	1-1
1.2 Purpose and Legal Authority.....	1-7
1.3 Lead, Responsible, and Trustee Agencies .....	1-8
1.4 Type of EIR .....	1-8
1.5 EIR Scope and Content .....	1-9
1.6 Environmental Review Process .....	1-10
2.0 Project Description	
2.1 Project Sponsor.....	2-1
2.2 Project Location.....	2-1
2.3 Existing Characteristics.....	2-1
2.4 Proposed Ordinance Characteristics.....	2-8
2.5 Project Objectives.....	2-9
2.6 Required Approvals and Permits.....	2-9
3.0 Environmental Setting	
3.1 Regional Setting .....	3-1
3.2 Cumulative Projects Setting .....	3-3
4.0 Environmental Impact Analysis.....	4-1
4.1 Air Quality .....	4.1-1
4.2 Biological Resources .....	4.2-1
4.3 Greenhouse Gas Emissions .....	4.3-1
4.4 Hydrology and Water Quality .....	4.4-1
4.5 Utilities and Service Systems .....	4.5-1
5.0 Other CEQA Discussions	
5.1 Growth Inducing Impacts.....	5-1
5.2 Irreversible Environmental Effects.....	5-2
6.0 Alternatives	
6.1 Alternative 1: No Project Alternative.....	6-1
6.2 Alternative 2: Ban on Single-use Plastic Bags at All Retail Establishments .....	6-2
6.3 Alternative 3: Mandatory Charge of \$0.25 for Paper Bags .....	6-7
6.4 Alternative 4: Ban on Both Single-use Plastic and Paper Carryout Bags .....	6-13
6.5 Alternatives Considered But Rejected .....	6-18
6.6 Environmentally Superior Alternative .....	6-20
7.0 References and Report Preparers	
7.1 References .....	7-1



7.2 Report Preparers .....7-9

**List of Figures**

Figure 2-1 Aerial Map of County of San Mateo and Participating Cities in San Mateo County.....2-3  
 Figure 2-2 Study Area: Participating Cities in Santa Clara County .....2-4  
 Figure 4.2-1 Sensitive Animals and Natural Communities Reported by the California Natural Diversity Database... 4.2-5  
 Figure 4.2-2 Sensitive Animals and Natural Communities Reported by the California Natural Diversity Database .....4.2-7

**List of Tables**

Table ES-1 Summary of Significant Environmental Impacts, Mitigation Measures, and Residual Impacts ..... ES-4  
 Table 1-1 Scoping Comments .....1-3  
 Table 2-1 Estimated Single-Use Plastic Bag Use in the Study Area.....2-6  
 Table 3-1 Adopted, Proposed and Pending Bag Ordinances in California .....3-3  
 Table 4.1-1 Current Federal and State Ambient Air Quality Standards .....4.1-2  
 Table 4.1-2 Ambient Air Quality Data .....4.1-3  
 Table 4.1-3 Current Emissions from Ground Level Ozone and Atmospheric Acidification (AA) from Carryout Bags In the Study Area .....4.1-6  
 Table 4.1-4 Existing Plastic Bag Replacement Assumptions in the Study Area .....4.1-10  
 Table 4.1-5 Estimated Emissions that Contribute to Ground Level Ozone and Atmospheric Acidification (AA) from Carryout Bags in Study Area ....4.1-11  
 Table 4.1-6 Operational Emissions Associated with Truck Delivery Trips Generated by the Proposed Ordinance.....4.1-13  
 Table 4.2-1 Coastal/Marine Special-Status Species.....4.2-3  
 Table 4.3-1 Existing Greenhouse Gas Emissions from Single-Use Plastic Bags in the Study Area .....4.3-7  
 Table 4.3-2 Estimated Greenhouse Gas Emissions from Carryout Bags in Study Area with Implementation of the Proposed Ordinance.....4.3-13  
 Table 4.3-3 Proposed Ordinance Consistency with Applicable Climate Action Team Greenhouse Gas Emission Reduction Strategies .....4.3-14  
 Table 4.3-4 Proposed Ordinance Consistency with Applicable Attorney General Greenhouse Gas Reduction Measures .....4.3-15  
 Table 4.5-1 Current Water Consumption Associated with Single-Use Plastic Carryout Bags Based on Ecobilan Data .....4.5-2  
 Table 4.5-2 Current Water Consumption Associated with Single-Use Plastic Carryout Bags Based on Boustead Data .....4.5-3  
 Table 4.5-3 Current Treatment Plants, Flow and Remaining Capacity in the Study Area.....4.5-4  
 Table 4.5-4 Current Wastewater Generation Associated with Single-Use Plastic Carryout Bags Based on Ecobilan Data .....4.5-5  
 Table 4.5-5 Solid Waste Disposal Facilities.....4.5-6  
 Table 4.5-6 Current Solid Waste Associated with Single-use Plastic Carryout Bags Based on Ecobilan Data.....4.5-7



Table 4.5-7	Current Solid Waste Generation Associated with Single-use Plastic Carryout Bags Based on Boustead Data .....	4.5-7
Table 4.5-8	Water Use From Reusable Bag Cleaning .....	4.5-9
Table 4.5-9	Solid Waste Due to Carryout Bags Based on Ecobilan Data.....	4.5-11
Table 4.5-10	Solid Waste Due to Carryout Bags Based on Boustead Data.....	4.5-11
Table 6-1	Estimated Carryout Bag Use: Proposed Ordinance versus Alternative 2 .....	6-2
Table 6-2	Estimated Emissions that Contribute to Ground Level Ozone and Atmospheric Acidification (AA) from Alternative 2.....	6-3
Table 6-3	Estimated Truck Trips per Day Following Implementation of Alternative 2 .....	6-4
Table 6-4	Operational Emissions Associated with Alternative 2.....	6-5
Table 6-5	Estimated Greenhouse Gas Emissions from Alternative 2 .....	6-6
Table 6-6	Estimated Bag Use: Proposed Ordinance versus Alternative 3 .....	6-8
Table 6-7	Estimated Emissions that Contribute to Ground Level Ozone and Atmospheric Acidification (AA) from Alternative 3 .....	6-9
Table 6-8	Estimated Truck Trips per Day Following Implementation of Alternative 3 .....	6-10
Table 6-9	Operational Emissions Associated with Alternative 3.....	6-10
Table 6-10	Estimated Greenhouse Gas Emissions from Alternative 3 .....	6-11
Table 6-11	Estimated Bag Use: Proposed Ordinance versus Alternative 4 .....	6-13
Table 6-12	Estimated Emissions that Contribute to Ground Level Ozone and Atmospheric Acidification (AA) from Alternative 4.....	6-14
Table 6-13	Estimated Truck Trips per Day Following Implementation of Alternative 4 .....	6-15
Table 6-14	Operational Emissions Associated with Alternative 4.....	6-16
Table 6-15	Estimated Greenhouse Gas Emissions from Alternative 4 .....	6-17
Table 6-16	Impact Comparison of Alternatives .....	6-21

## **Appendices**

- Appendix A: Notice of Preparation, Initial Study, and NOP Comment Letters
- Appendix B: Air Quality URBEMIS Results, Air Quality and Greenhouse Gas Estimates by Municipality
- Appendix C: Utilities Calculations
- Appendix D: Proposed Draft Ordinance
- Appendix E: List of Potential Retailers in Study Area
- Appendix F: Estimated Bag Use by Jurisdiction



*This page intentionally left blank.*



## EXECUTIVE SUMMARY

This section summarizes the characteristics of the proposed ordinance and the significant environmental impacts, mitigation measures, and residual impacts associated with the proposed Single Use Bag Ban Ordinance.

### PROJECT SYNOPSIS

#### Project Sponsor

County of San Mateo Health System  
Environmental Health Services  
2000 Alameda de las Pulgas, Suite 100  
San Mateo, CA 94403  
Contact: Dean D. Peterson, Director  
(650) 372-6200

#### Project Characteristics

The proposed Single Use Bag Ban Ordinance (“Proposed Ordinance”) would regulate the use of paper and plastic single-use carryout bags within the participating municipalities. Participating municipalities include the County of San Mateo and 24 cities in San Mateo and Santa Clara Counties (see full list of participating municipalities in Section 2.0, *Project Description*). For the purposes of this Program EIR, the geographical limits of unincorporated San Mateo County and all of the participating municipalities listed above shall be known as the “Study Area”. The Proposed Ordinance would apply to all retail establishments located within the limits of the Study Area, including those selling clothing, food, and personal items directly to the customer. It would not apply to restaurants. The Proposed Ordinance would (1) prohibit the free distribution of single-use carryout paper and plastic bags and (2) require retail establishments to charge customers for recycled paper bags and reusable bags at the point of sale. The minimum charge would be ten cents (\$0.10) per paper bag until December 31, 2014 and twenty-five cents (\$0.25) per paper bag on or after January 1, 2015.

The intent of the Proposed Ordinance is to reduce the environmental impacts related to the use of single-use carryout bags, and to promote a shift toward the use of reusable bags. It is anticipated that by prohibiting single-use plastic carryout bags and requiring a mandatory charge for each paper bag distributed by retailers, the Proposed Ordinance would provide a disincentive to customers to request paper bags when shopping at regulated stores and promote a shift to the use of reusable bags by retail customers, while reducing the number of single-use plastic and paper bags within the Study Area.

Single-use plastic carryout bags are defined as bags made from petroleum or bio-based plastic that are less than 2.25 mils thick (0.00225 inches). The Proposed Ordinance would prohibit retailers from distributing both petroleum and bio-based single-use carryout plastic bags at the point of sale. The Proposed Ordinance would not prohibit the distribution of plastic “product bags”, as defined, which includes bags without handles provided to a customer (1) to transport prepared food, produce, bulk food or meat from a department within a store to the point of sale; (2) to hold prescription medication dispensed from a pharmacy; or (3) to segregate food or





merchandise that could damage or contaminate other food or merchandise when placed together in a reusable bag or recycled paper bag. The Proposed Ordinance would not apply to restaurants and other food service providers, allowing them to provide plastic bags to customers for prepared take-out food intended for consumption off of the food provider's premises.

As noted above, the Proposed Ordinance would require regulated retailers to impose a mandatory charge for each paper carryout bag provided. Retail establishments would be required to keep a complete and accurate record (including documents of the purchase and sale of any recycled paper bag or reusable bag) for a minimum period of three years from the date of purchase and sale. The record must be available for inspection during regular business hours by any County employee authorized to enforce this part at no cost to the County. The charge would be retained by the affected stores to compensate the stores for increased costs related to compliance with the Proposed Ordinance, actual costs associated with providing recyclable paper carryout bags or reusable bags, and costs associated with a store's educational materials or education campaign encouraging the use of reusable bags.

## **PROJECT OBJECTIVES**

The County of San Mateo's and the participating cities' objectives for the Proposed Ordinance include:

- Reducing the amount of single-use plastic bags in trash loads (e.g., landfills), in conformance with the trash load reduction requirements of the NPDES Municipal Regional Permit
- Reducing the environmental impacts related to single-use plastic carryout bags, such as impacts to biological resources (including marine environments), water quality and utilities (solid waste)
- Deterring the use of paper bags by customers in the respective jurisdictions
- Promoting a shift toward the use of reusable carryout bags by retail customers in the respective jurisdictions
- Avoiding litter and the associated adverse impacts to stormwater systems, aesthetics and the marine environment (San Francisco Bay and the Pacific Ocean)

## **ALTERNATIVES**

As required by CEQA, the EIR examines a range of alternatives to the proposed project that feasibly attain most of the basic project objectives. These alternatives are described and evaluated in Section 6.0, *Alternatives*. Studied alternatives include:

- **Alternative 1: No Project** - *The no project alternative assumes that the Single Use Bag Ban Ordinance would not occur. The existing retail establishments would continue to provide single-use bags free of charge to the customers.*



- **Alternative 2: Ban on Single-Use Plastic Bags at all Retail Establishments** - This alternative would prohibit all retail establishments in the Study Area from providing single-use plastic bags to customers at the point of sale, including restaurants and other retailers not covered by the Proposed Ordinance.
- **Alternative 3: Mandatory Charge of \$0.25 for Paper Bags** - This alternative would continue to prohibit retail establishments (except restaurants) in the Study Area from providing single-use plastic bags to customers at the point of sale, but would increase the mandatory charge for single-use paper bags from \$0.10 to \$0.25.
- **Alternative 4: Ban on Both Single-use Plastic and Paper Carryout Bags** - This alternative would prohibit all retail establishments (except restaurants) in the Study Area from providing single-use plastic and paper carryout bags to customers at the point of sale.

## **SUMMARY OF SIGNIFICANT IMPACTS AND MITIGATION MEASURES**

Table ES-1 includes a brief description of the environmental issues relative to the Proposed Ordinance, the identified significant environmental impacts, proposed mitigation measures, and residual impacts. Impacts are categorized by classes. Class I impacts are defined as significant, unavoidable adverse impacts which require a statement of overriding considerations to be issued pursuant to the *CEQA Guidelines* §15093 if the project is approved. Class II impacts are significant adverse impacts that can be feasibly mitigated to less than significant levels and which require findings to be made under Section 15091 of the *CEQA Guidelines*. Class III impacts are considered less than significant impacts, and Class IV impacts are beneficial impacts.



<b>Table ES-1 Summary of Significant Environmental Impacts, Mitigation Measures, and Residual Impacts</b>		
<b>Impact</b>	<b>Mitigation Measures</b>	<b>Significance After Mitigation</b>
<b>AIR QUALITY</b>		
<b>Impact AQ-1</b> With a shift toward reusable bags, the Proposed Ordinance is expected to substantially reduce the number of single-use carryout bags, thereby reducing the total number of bags manufactured and the overall air pollutant emissions associated with bag manufacture, transportation and use. Therefore, air quality impacts related to alteration of processing activities would be Class IV, <i>beneficial</i> .	Mitigation is not required.	The impact would be beneficial without mitigation.
<b>Impact AQ-2</b> With an expected increase in the use of recyclable paper bags, the Proposed Ordinance would generate air pollutant emissions associated with an incremental increase in truck trips to deliver recycled paper and reusable carryout bags to local retailers. However, emissions would not exceed BAAQMD operational significance thresholds. Therefore, operational air quality impacts would be Class III, <i>less than significant</i> .	Mitigation is not required.	Impacts would be less than significant without mitigation.
<b>BIOLOGICAL RESOURCES</b>		
<b>Impact BIO-1</b> Although the Proposed Ordinance would incrementally increase the number of recycled paper and reusable bags within the Study Area, the reduction in the amount of single-use plastic bags would be expected to reduce the overall amount of litter entering the coastal and bay habitat, thus reducing litter-related impacts to sensitive wildlife species and sensitive habitats. This is a Class IV, <i>beneficial, effect</i> .	Mitigation is not required.	The impact would be beneficial without mitigation.
<b>GREENHOUSE GAS EMISSIONS</b>		
<b>Impact GHG-1</b> The Proposed Ordinance would increase the number of recyclable paper bags used in the Study Area. Implementation of the Proposed Ordinance would incrementally increase GHG emissions compared to existing conditions. However, emissions would not exceed thresholds of significance. Impacts	Mitigation is not required.	The impact would be less than significant without mitigation.



<b>Table ES-1 Summary of Significant Environmental Impacts, Mitigation Measures, and Residual Impacts</b>		
<b>Impact</b>	<b>Mitigation Measures</b>	<b>Significance After Mitigation</b>
would be Class III, <i>less than significant</i> .		
<b>Impact GHG-2</b> The Proposed Ordinance would not conflict with any applicable plan, policy or regulation of an agency adopted for the purpose of reducing the emissions of GHGs. Impacts would be Class III, <i>less than significant</i> .	Mitigation is not required.	The impact would be less than significant without mitigation.
<b>HYDROLOGY/WATER QUALITY</b>		
<b>Impact HWQ-1</b> The Proposed Ordinance would incrementally increase the number of recycled paper and reusable bags used in the Study Area, but the reduction in the overall number of single-use plastic bags used in the Study Area would reduce the amount of litter and waste entering storm drains. This would improve local surface water quality, a Class IV, <i>beneficial</i> , effect.	Mitigation is not required.	The impact would be beneficial without mitigation.
<b>Impact HWQ-2</b> A shift toward reusable bags and potential increase in the use of recyclable paper bags could potentially increase the use of chemicals associated with their production, which could degrade water quality in some instances and locations. However, bag manufacturers would be required to adhere to existing regulations, including NPDES Permit requirements, AB 258, and the California Health and Safety Code. Therefore, impacts to water quality from altering bag processing activities would be Class III, <i>less than significant</i> .	Mitigation is not required.	Impacts would be less than significant without mitigation.
<b>UTILITIES AND SERVICE SYSTEMS</b>		
<b>Impact U-1</b> The increase of reusable bags within the Study Area as a result of the Proposed Ordinance would incrementally increase water demand due to washing of reusable bags by a negligible amount. However, sufficient water supplies are available to meet the demand created by reusable bags. Therefore, water supply impacts would be Class III, <i>less than significant</i> .	Mitigation is not required.	Impacts would be less than significant without mitigation.
<b>Impact U-2</b> Water use associated with washing reusable bags would increase negligibly in the Study Area resulting in an increase in wastewater	Mitigation is not required.	Impacts would be less than significant without mitigation.



**Table ES-1  
 Summary of Significant Environmental Impacts,  
 Mitigation Measures, and Residual Impacts**

<b>Impact</b>	<b>Mitigation Measures</b>	<b>Significance After Mitigation</b>
generation. Projected wastewater flows would remain within the capacity of the wastewater collection and treatment system of the Study Area, and would not exceed applicable wastewater treatment requirements of the RWQCB. Impacts would be Class III, <i>less than significant</i> .		
<b>Impact U-3</b> The Proposed Ordinance would alter the solid waste generation associated with increased paper bag use in the Study Area. However, projected future solid waste generation would remain within the capacity of regional landfills. Impacts would therefore be Class III, <i>less than significant</i> .	Mitigation is not required.	Impacts would be less than significant without mitigation.



## 1.0 INTRODUCTION

This document is a Program Environmental Impact Report (Program EIR) for the proposed Single Use Bag Ban Ordinance (the Proposed Ordinance). The Proposed Ordinance would prohibit retail establishments (excluding restaurants) in the unincorporated San Mateo County and in each of the participating municipalities from distributing single use bags at no charge. It would also create a mandatory 10 cent (\$0.10) charge for each recycled paper and reusable bag distributed by these stores at the point of sale. The minimum charge would be ten cents (\$0.10) until December 31, 2014 and twenty-five cents (\$0.25) on or after January 1, 2015. The intent of the ordinance is to reduce the environmental impacts related to the use of single-use bags, and to promote a shift toward the use of reusable bags.

The Single Use Bag Ban Ordinance would apply to any commercial establishment that sells perishable or nonperishable goods, including, but not limited to, clothing, food, and personal items directly to the customer; and is located within or doing business within the geographical limits of unincorporated San Mateo County or any of the following participating municipalities:

### San Mateo County

- Belmont
- Brisbane
- Burlingame
- Colma
- Daly City
- East Palo Alto
- Foster City
- Half Moon Bay
- Menlo Park

- Millbrae
- Pacifica
- Portola Valley
- Redwood City
- San Bruno
- San Carlos
- San Mateo
- South San Francisco
- Woodside

### Santa Clara County

- Milpitas
- Cupertino
- Los Gatos
- Los Altos
- Campbell
- Mountain View

For the purposes of this Program EIR, the geographical limits of unincorporated San Mateo County and all of the participating municipalities listed above shall be known as the “Study Area”. The Ordinance is described in greater detail in Section 2.0, *Project Description*. This section discusses:

- *The project background;*
- *The legal basis for preparing a Program EIR;*
- *The scope and content of the Program EIR;*
- *Type of EIR*
- *Lead, responsible, and trustee agencies; and*
- *The environmental review process required under the California Environmental Quality Act (CEQA).*

## 1.1 PROJECT BACKGROUND

In response to concerns regarding the environmental impacts related to single-use bags, the County of San Mateo on September 27<sup>th</sup>, 2011, directed staff to prepare an ordinance that:



- Bans the distribution of single-use bags
- Applies the ban to retail establishments including, but not limited to commercial establishments that sell perishable or nonperishable goods such as clothing, food, and personal items

County of San Mateo staff has prepared a draft Single Use Bag Ban Ordinance consistent with the Board of Supervisors' direction as described above (see Draft Ordinance in Appendix D).

The Proposed Ordinance is a discretionary project subject to the environmental review requirements of the California Environmental Quality Act (CEQA). Therefore, County of San Mateo staff determined that a Program EIR should be prepared examining the Ordinance's potential environmental impacts.

Based on consultation with other municipalities located within San Mateo County and in neighboring Santa Clara County, County staff determined that the Program EIR should take a regional approach to the analysis of potential impacts since a number of other municipalities are also considering a single use bag ban ordinance. Therefore, the analysis of the Proposed Ordinance in this Program EIR considers a bag ordinance adopted within unincorporated San Mateo County as well as a similar ordinance within each of the 24 participating municipalities in San Mateo and Santa Clara Counties (see list of participating municipalities above). As described above, for this Program EIR, the geographical limits of unincorporated San Mateo County and all of the participating municipalities shall be known as the "Study Area".

Several cities and counties in California have previously considered or passed similar ordinances within their respective jurisdictions. These include, but are not limited to: the City of San Francisco, the City of Seattle, the County of Los Angeles, the City of Berkeley, the City of San Jose, the City of Manhattan Beach, the City of Palo Alto, Marin County, the City of Malibu, the City of Santa Monica, Santa Clara County, the City of Sunnyvale, Alameda County, the City of Calabasas, the City of Fairfax, the City of Huntington Beach, the City of Dana Point, the City of Laguna Beach, and the City of Long Beach.

The County of San Mateo prepared a Notice of Preparation (NOP) of a Program EIR for the Proposed Ordinance and distributed the NOP for agency and public review on April 6, 2012 for a 30-day review period. The County received 37 letters in response to the NOP. The County also conducted seven public scoping meetings during the NOP comment period, which took place in Half Moon Bay (April 18), San Mateo (April 19), Mountain View (April 25), South San Francisco (April 26), Campbell (May 2), Milpitas (May 3) and Redwood City (May 3). To be as concise as possible and as allowed by CEQA, the Program EIR identifies common environmental topics of concern expressed in the scoping comments. Table 1-1 below summarizes these environmental topics of concern, beginning with the most common comments received. Not all comments received are summarized below. The table focuses on comments pertinent to CEQA. Comments related to the merit of the proposed project are outside the purview of CEQA analysis, and are therefore excluded from this table. The NOP and Initial Study prepared for the project as well all comment letters received are presented in Appendix A.



**Table 1-1  
 Summary of Scoping Comments from Comment Letters and Stated at Public  
 Scoping Sessions**

Topic of Concern Index	Comment Received	Response, including Reference to Where Comment is Addressed in the Program EIR
Topic No. 1	Multiple commenters stated that plastic carryout bags are not exclusively “single-use”, stating that they personally reuse plastic grocery bags for bin liners, containment of dog excrement, and other uses. In addition, multiple commenters stated that they also re-use paper bags for bin liners.	This opinion is noted and will be considered by County and city decision makers as they review the project. As noted in Section 2.0, <i>Project Description</i> (see page 2-3), single-use carry-out bags (plastic or paper) are narrowly defined in the Proposed Ordinance. It is noted that these bags can be reused by customers and are recyclable. Data shows that only 5% of single carry out plastic bags are recycled in California. <sup>1</sup>
Topic No. 2	Multiple commenters suggested that by banning plastic grocery bags, people who have reused these bags in the past will need to buy plastic bags to replace plastic carryout bags for uses such as bin liners, containment of dog excrement, and other uses.	This opinion is noted and will be considered by County and city decision makers as they review the project. However, the comment expresses concern about a potential economic impact of the proposed project, which is not CEQA’s purview. The purpose of the Program EIR is to address the project’s environmental effects, not its economic effects. CEQA Guidelines Section 15064(e) specifically states that “economic and social changes resulting from a project shall not be treated as significant effects on the environment.”
Topic No. 3	Multiple commenters noted that many customers do not wash their reusable bags on a regular basis and suggested that by encouraging the use of reusable bags, the Proposed Ordinance would increase health impacts due to the use of non-hygienic reusable bags.	While the proposed ordinance would promote a shift toward the use of reusable bags, periodic washing of reusable bags for hygienic purposes would be the responsibility of the individual customers. As required by the proposed Ordinance (see Appendix D), reusable bags are required to be machine washable or made from a material that can be cleaned or disinfected.
Topic No. 4	Multiple commenters suggested that the minimum charge for paper bags imposed by the Proposed Ordinance would create a financial hardship for some retail customers.	See Response to Topic No. 2.
Topic No. 5	Multiple commenters suggested that the minimum charge for paper bags imposed by the Proposed Ordinance and the need to purchase and/or bring reusable bags to the store when shopping would impact	See Response to Topic No. 2.

<sup>1</sup> US EPA, 2005; Green Cities California MEA, 2010; and Boustead, 2007).





**Table 1-1  
 Summary of Scoping Comments from Comment Letters and Stated at Public  
 Scoping Sessions**

<b>Topic of Concern Index</b>	<b>Comment Received</b>	<b>Response, including Reference to Where Comment is Addressed in the Program EIR</b>
	retailers economically.	
Topic No. 6	Multiple commenters suggested that the Proposed Ordinance would improve litter and capacity in local landfills.	Project impacts related to solid waste are addressed in Section 4.5, <i>Utilities</i> . Impacts related to reducing litter that may enter storm drains or other water ways are addressed in Section 4.4, <i>Hydrology and Water Quality</i> .
Topic No. 7	A commenter suggested an alternative that the bag ban also apply to restaurants.	As discussed in Section 6.0, <i>Alternatives</i> , Alternative #2 considers the impacts associated with an ordinance that would ban plastic bags at all retailers including restaurants.
Topic No. 8	A commenter noted that production and degradation of paper bags have greater impacts related to air quality, water quality and greenhouse gas emission levels than the production and degradation of plastic bags and these issues should be discussed in the EIR	Project impacts in the areas of air quality, water quality and levels of greenhouse gas emissions resulting from the production and degradation of paper bags as well as reusable bags are discussed in Section 4.1, <i>Air Quality</i> , 4.4, <i>Hydrology and Water Quality</i> , and 4.3, <i>Greenhouse Gas Emissions</i> , respectively.
Topic No. 9	An alternative was suggested by multiple commenters that instead of banning plastic bags, the County should consider litter removal programs, additional education efforts about the impacts of plastic bags and other plastic and non-plastic litter, larger or better enforced fines for littering, and/or better recycling programs for plastic bags.	As noted in Section 6.0, <i>Alternatives</i> , this alternative was considered, but rejected because it does not achieve all of the project objectives, as listed in Section 2.5 of this Program EIR. As noted in Section 2.0, <i>Project Description</i> , one of the project objectives is to reduce the amount of single-use plastic bags in trash loads and to promote a shift toward the use of reusable bags.
Topic No. 10	Some commenters suggested that Styrofoam, plastic water bottles, and "plastic rings" that hold together six-packs of soda should also be banned as their use also results in litter that impacts waterways.	The suggestion is noted and will be considered by County and city decision makers as they review the project. As noted in Section 6.0, <i>Alternatives</i> , this alternative was considered, but rejected as Styrofoam and other plastic materials are outside the scope of the proposed action and thus are not discussed within this Program EIR.
Topic No. 11	Multiple commenters suggested that the litter of plastic bag impacts wildlife.	Project impacts to wildlife and other biological resources are discussed in Section 4.2, <i>Biological Resources</i> .
Topic No. 12	Multiple commenters suggested an alternative that would ban plastic bags but would <u>not</u> require retailers to charge customers for recycled paper bags at the point of sale.	As noted in Section 6.0, <i>Alternatives</i> , this alternative was considered, but rejected because it does not achieve all of the Project objectives, as listed in Section 2.5 of this Program EIR, namely it will not deter the use of paper bags by customers in the Study Area.



**Table 1-1  
 Summary of Scoping Comments from Comment Letters and Stated at Public  
 Scoping Sessions**

<b>Topic of Concern Index</b>	<b>Comment Received</b>	<b>Response, including Reference to Where Comment is Addressed in the Program EIR</b>
Topic No. 13	An alternative was suggested that retailers be required to provide compostable and/or biodegradable bags.	As noted in Section 6.0, <i>Alternatives</i> , this alternative was considered, but rejected because it does not achieve all of the project objectives, as listed in Section 2.5 of this Program EIR. While biodegradable plastic may break down over time, they would not achieve the objective of avoiding litter and the associated adverse impacts to stormwater systems, aesthetics and the marine environment (San Francisco Bay and the Pacific Ocean).
Topic No. 14	An alternative was suggested that the Ordinance apply to doggie clean-up bags at public parks.	As noted in Section 6.0, <i>Alternatives</i> , this alternative was considered, but rejected because it does not achieve all of the project objectives, as listed in Section 2.5 of this Program EIR. Specifically, this alternative would not promote a shift toward reusable bags, as reusable bags would not be a feasible option for doggie clean-up, and may result in impacts to stormwater quality.
Topic No. 15	Several commenters suggested that the EIR include analysis of impacts related to the transportation and disposal of plastic bags.	Project-related transportation impacts are discussed in the Initial Study (see Appendix A of the Program EIR). Project impacts related to disposal of solid waste are discussed in Section 4.5, <i>Utilities</i> .
Topic No. 16	A commenter suggested that the EIR include impacts related to the manufacturing of reusable bags.	Project impacts related to the manufacturing of reusable bags (as well as paper and plastic bags) is discussed in Section 4.1, <i>Air Quality</i> , 4.2, <i>Biological Resources</i> , 4.3, <i>Greenhouse Gas Emissions</i> , 4.4, <i>Hydrology and Water Quality</i> , and 4.5, <i>Utilities and Service Systems</i> .
Topic No. 17	A commenter suggested that by imposing a minimum charge for paper bags, the Proposed Ordinance would affect employment at paper bag manufacturing facilities.	See Response to Topic No. 2.
Topic No. 18	A commenter suggested that small bits of plastic in rivers and oceans have been shown to attract and collect very high concentrations of hydrophobic hazardous chemicals such as PCBs, DDE, and various pesticides.	Project impacts related to plastics on aquatic habitats and species is discussed in Section 4.2, <i>Biological Resources</i> .
Topic No. 19	A commenter suggested that retail stores regulated by AB 2449 be more strictly enforced to ensure that collected bags are properly recycled.	Assembly Bill (AB) 2449 is described in detail in Section 2.0, <i>Project Description</i> . AB 2449 is state law and local jurisdictions would not have enforcement authority over retail stores.
Topic No. 20	A commenter suggested that the EIR include analysis of project impacts related to	Impacts related to air quality, biological resources, greenhouse gas emissions, hydrology and water quality from the production



**Table 1-1  
 Summary of Scoping Comments from Comment Letters and Stated at Public  
 Scoping Sessions**

<b>Topic of Concern Index</b>	<b>Comment Received</b>	<b>Response, including Reference to Where Comment is Addressed in the Program EIR</b>
	forestry resources and tree removal for production of paper bags.	and manufacturing of paper bags is described in Section 4.1, <i>Air Quality</i> , 4.2, <i>Biological Resources</i> , 4.3, <i>Greenhouse Gas Emissions</i> , and 4.4, <i>Hydrology and Water Quality</i> , respectively.
Topic No. 21	A commenter requested that the EIR quantify the number of single-use bags that are recycled versus the number that enter the environment as litter.	As noted in Section 2.0, <i>Project Description</i> , approximately 5% of single-use plastic bags in California are recycled. Estimates for the number of bags that enter the environment as litter are not available, and determining the precise number for the Study Area is beyond the scope of this analysis.
Topic No. 22	A commenter suggested that a reduction in the fee for paper bags for low-income individuals.	See Response to Topic No. 2.
Topic No. 23	A commenter suggested an alternative to the Proposed Ordinance that would target litter generated by homeless encampments near water bodies.	As noted in Section 6.0, <i>Alternatives</i> , this alternative was considered, but rejected because it does not achieve all of the project objectives, as listed in Section 2.5 of this Program EIR. As noted in Section 2.0, <i>Project Description</i> , one of the project objectives is to reduce the amount of single-use plastic bags in trash loads and to promote a shift toward reusable bags.
Topic No. 24	A commenter suggested that the EIR consider water quality impacts of paper mills.	Impacts related to water quality from the manufacturing of paper bags is discussed in Section 4.4, <i>Hydrology and Water Quality</i> .
Topic No. 25	A commenter suggested an alternative that would pay people to use reusable bags rather than banning single-use bags.	As noted in Section 6.0, <i>Alternatives</i> , this alternative was considered, but rejected because it does not achieve all of the project objectives, as listed in Section 2.5 of this Program EIR. As noted in Section 2.0, <i>Project Description</i> , one of the project objectives is to reduce the amount of single-use plastic bags in trash loads and to promote a shift toward reusable bags.
Topic No. 26	A commenter suggested that the Ordinance be implemented incrementally.	As stated in Section 2.0, <i>Project Description</i> , the Proposed Ordinance would initially require a minimum charge of ten cents (\$0.10) per paper bag until December 31, 2014 and twenty-five cents (\$0.25) per paper bag on or after January 1, 2015.
Topic No. 27	A commenter suggested that the Proposed Ordinance would inhibit "impulse buys," which would impact the local economy.	See Response to Topic No. 2.
Topic No. 28	A commenter requested that the EIR explain how a single-use bag ban would help achieve RWQCB reductions.	As described in the <i>Regulatory Setting</i> in Section 4.4, <i>Hydrology and Water Quality</i> , the Municipal Regional Stormwater NPDES Permit (MRP) for Phase I communities in the San Francisco Bay (Order R2-2009-



**Table 1-1  
 Summary of Scoping Comments from Comment Letters and Stated at Public  
 Scoping Sessions**

Topic of Concern Index	Comment Received	Response, including Reference to Where Comment is Addressed in the Program EIR
		0074) was adopted by the Regional Water Quality Control Board (RWQCB) for Region 2 on October 14, 2009. This permit regulates discharges from municipal separate storm drain systems into waterways under each co-permittee's jurisdiction. Provision C.10 of the MRP (Trash Load Reduction) requires Permittees to reduce trash from their Municipal Separate Storm Sewer Systems (MS4s) by 40 percent before July 1, 2014 by implementing control measures and other actions to reduce trash loads (RWQCB: San Francisco Bay Region: Order R2-2009-0074, October 2009; and, EOA Inc., February 2011). The Proposed Ordinance would be considered an "implementing control measure" to reduce the amount of single-use plastic bags in trash loads (e.g., landfills), in conformance with the trash load reduction requirements of the NPDES Municipal Regional Permit (as stated in Section 2.0, <i>Project Description</i> ).
Topic No. 30	A commenter requested that technical data used for the analysis be included in the EIR appendix.	Refer to Appendix B for Air Quality calculations and Appendix C for Utility calculations. Other technical reports utilized for the analysis (including US EPA, 2005; Green Cities California MEA, 2010; and Boustead, 2007) are cited in Section 7.0, <i>References</i> .
Topic No. 31	A commenter requested that impacts to the senior and youth populations be considered.	The purpose of the Program EIR is to address the project's environmental effects. Social effects are outside the scope of CEQA (CEQA Guidelines §15131)
Topic No. 32	A commenter suggested that impacts to water bodies as a result of the use of chemicals used to make reusable bags be considered in the EIR.	Project impacts to water quality, water supply, and hazardous materials are discussed in Section 4.4, <i>Hydrology and Water Quality</i> , Section 4.5, <i>Utilities and Service Systems</i> , and the Initial Study (Appendix A), respectively.

## 1.2 PURPOSE AND LEGAL AUTHORITY

The proposed Single Use Bag Ban Ordinance requires the discretionary approval of the County of San Mateo and each of the participating municipalities. Therefore, it is subject to the requirements of CEQA. In accordance with Section 15121 of the *CEQA Guidelines*, the purpose of this Program EIR is to serve as an informational document that:

*...will inform public agency decision-makers and the public generally of the significant environmental effects of a project, identify possible ways to minimize the significant effects, and describe reasonable alternatives to the project.*



This Program EIR is to serve as an informational document for the public and the decision-makers of the County of San Mateo and the participating municipalities. The County will review and consider the information in the Program EIR, along with any other relevant information, in making final decisions regarding the Proposed Ordinance for the unincorporated areas of the County (Section 15121 of the *CEQA Guidelines*). The environmental review process will culminate with a County Board of Supervisor hearing to consider certification of a Final Program EIR and approval of the Proposed Ordinance. For each of the participating municipalities, Section 2.6 in Section 2.0, *Project Description*, provides a detailed description of approvals that may be necessary for the Proposed Ordinance.

### **1.3 LEAD, RESPONSIBLE, AND TRUSTEE AGENCIES**

The *CEQA Guidelines* define lead, responsible and trustee agencies. The County of San Mateo is the lead agency for the Proposed Ordinance as it holds principal responsibility for approving the Proposed Ordinance. The individual incorporated cities/ participating municipalities would be the lead agencies for their respective city ordinances, should the cities decide to adopt comparable ordinances. The County Board of Supervisors will consider certification of the Program EIR and has the authority to render a decision on the Proposed Ordinance that would affect the County's unincorporated territories.

A responsible agency refers to a public agency other than the lead agency that has discretionary approval over a project, and a trustee agency refers to a state agency having jurisdiction by law over natural resources affected by a project. The 24 participating municipalities would be responsible agencies because each individual municipality would have discretionary approval over the Proposed Ordinance within its respective jurisdiction. There are no trustee agencies associated with this Project.

### **1.4 TYPE OF EIR**

This EIR is considered a Program EIR under the *CEQA Guidelines* (Section 15168 and 15180(b)). Information in this Program EIR can be used with subsequent environmental documentation for similar ordinances by each of the 24 participating municipalities to provide the basis for determining whether an ordinance in that jurisdiction would have any significant effect, and if necessary, to focus further environmental assessment on discussion of new effects that had not been considered before. This Program EIR does not preclude any requirement for individual participating municipalities to undergo further environmental review.

The degree of specificity required in this EIR corresponds to the degree of specificity involved in the underlying activity (the Proposed Ordinance) which is described in the Program EIR. The *CEQA Guidelines* provide the standard for the degree of specificity on which this document is based. Section 15146 of the *CEQA Guidelines* states:

- (a) *An EIR on a construction project will necessarily be more detailed in the specific effects of the project than will be an EIR on the adoption of a local general plan or*



*comprehensive zoning ordinance because the effects of the construction can be predicted with greater accuracy.*

- (b) *An EIR on a project such as the adoption or amendment of a comprehensive zoning ordinance or a local general plan should focus on the secondary effects that can be expected to follow from the adoption or amendment, but the EIR need not be as detailed as an EIR on the specific construction projects that might follow.*

The analysis provided in this Program EIR is intended to provide sufficient information to understand the environmental impacts of the Proposed Ordinance at a planning level and to permit a reasonable choice of alternatives so far as the environmental aspects are concerned and is intended to permit informed decision making and public participation. As a program-level EIR, this document focuses on the broad changes to the environment that would be expected to result from implementation of the Proposed Ordinance within the unincorporated territories of the County, as well as potential changes in the environment that would be expected to result from implementation of similar ordinances in the 24 participating municipalities.

## **1.5 EIR SCOPE AND CONTENT**

This Program EIR addresses the potentially significant effects that could result from adoption of the Proposed Ordinance as identified by San Mateo County, the participating municipalities, and scoping comments. The issues addressed in this Program EIR include:

- *Air Quality*
- *Biological Resources*
- *Greenhouse Gas Emissions*
- *Hydrology/Water Quality*
- *Utilities and Service Systems*

The Program EIR references pertinent policies and guidelines of San Mateo County and each of the participating municipalities, certified EIRs and other adopted CEQA documents, and background documents prepared by the County in preparing the Proposed Ordinance. A full reference list is contained in Section 7.0, *References and Report Preparers*.

The alternatives section of the Program EIR (Section 6.0) was prepared in accordance with Section 15126.6 of the *CEQA Guidelines*. The alternatives discussion evaluates the CEQA-required “no project” alternative and three alternative scenarios for the Proposed Ordinance. It also identifies the environmentally superior alternative among the alternatives assessed.

The level of detail contained throughout this Program EIR is consistent with the requirements of CEQA and applicable court decisions. The *CEQA Guidelines* provide the standard of adequacy on which this document is based. The *CEQA Guidelines* state:

*An EIR should be prepared with a sufficient degree of analysis to provide decision-makers with information which enables them to make a decision which intelligently takes*



*account of environmental consequences. An evaluation of the environmental effects of the proposed project need not be exhaustive, but the sufficiency of an EIR is to be reviewed in light of what is reasonably feasible. Disagreement among experts does not make an EIR inadequate, but the EIR should summarize the main points of disagreement among the experts. The courts have looked not for perfection, but for adequacy, completeness, and a good faith effort at full disclosure. (Section 15151)*

## **1.6 ENVIRONMENTAL REVIEW PROCESS**

The major steps in the environmental review process, as required under CEQA, are outlined below. The steps are presented in sequential order.

1. **Notice of Preparation (NOP).** After deciding that an EIR is required, the lead agency must file an NOP soliciting input on the EIR scope to the State Clearinghouse, other concerned agencies, and parties previously requesting notice in writing (*CEQA Guidelines* Section 15082; Public Resources Code Section 21092.2). The NOP must be posted in the County Clerk's office for 30 days. The NOP may be accompanied by an Initial Study that identifies the issue areas for which the proposed project could create significant environmental impacts (in this case, the Initial Study accompanies the Draft EIR).
2. **Draft Environmental Impact Report (DEIR).** The DEIR must contain:
  - a) Table of contents or index;
  - b) Summary;
  - c) Project description;
  - d) Environmental setting;
  - e) Discussion of significant impacts (direct, indirect, cumulative, growth-inducing and unavoidable impacts);
  - f) Discussion of alternatives;
  - g) Mitigation measures; and
  - h) Discussion of irreversible changes.
3. **Notice of Completion/Notice of Availability of Draft EIR.** A lead agency must file a Notice of Completion with the State Clearinghouse when it completes a Draft EIR and prepare a Public Notice of Availability for the Draft EIR. The lead agency must place the Notice in the County Clerk's office for 45 days (Public Resources Code Section 21092) and send a copy of the Notice to anyone requesting it (*CEQA Guidelines* Section 15087). Additionally, public notice of DEIR availability must be given through at least one of the following procedures: a) publication in a newspaper of general circulation; b) posting on and off the project site; and c) direct mailing to owners and occupants of contiguous properties. The lead agency must solicit input from other agencies and the public, and respond in writing to all comments received (Public Resources Code Sections 21104 and 21253). The minimum public review period for a DEIR is 30 days. When a Draft EIR is sent to the State Clearinghouse for review, the public review period must be 45 days unless the Clearinghouse (Public Resources Code 21091) approves a shorter period.



4. **Final EIR.** A Final EIR must include: a) the Draft EIR; b) copies of comments received during public review; c) list of persons and entities commenting; and d) responses to comments.
5. **Certification of FEIR.** Prior to making a decision on a proposed project, the lead agency must certify that: a) the FEIR has been completed in compliance with CEQA; b) the Final EIR was presented to the decision-making body of the lead agency; and c) the decision-making body reviewed and considered the information in the Final EIR prior to approving a project (*CEQA Guidelines* Section 15090).
6. **Lead Agency Project Decision.** A lead agency may: a) disapprove a project because of its significant environmental effects; b) require changes to a project to reduce or avoid significant environmental effects; or c) approve a project despite its significant environmental effects, if the proper findings and statement of overriding considerations are adopted (*CEQA Guidelines* Sections 15042 and 15043).
7. **Findings/Statement of Overriding Considerations.** For each significant impact of the project identified in the EIR, the lead or responsible agency must find, based on substantial evidence, that either: a) the project has been changed to avoid or substantially reduce the magnitude of the impact; b) changes to the project are within another agency's jurisdiction and such changes have or should be adopted; or c) specific economic, social, or other considerations make the mitigation measures or project alternatives infeasible (*CEQA Guidelines* Section 15091). If an agency approves a project with unavoidable significant environmental effects, it must prepare a written Statement of Overriding Considerations that sets forth the specific social, economic, or other reasons supporting the agency's decision.
8. **Mitigation Monitoring Reporting Program.** When an agency makes findings on significant effects identified in the EIR, it must adopt a reporting or monitoring program for mitigation measures that were adopted or made conditions of project approval to mitigate significant effects.
9. **Notice of Determination.** An agency must file a Notice of Determination after deciding to approve a project for which an EIR is prepared (*CEQA Guidelines* Section 15094). A local agency must file the Notice with the County Clerk. The Notice must be posted for 30 days and sent to anyone previously requesting notice. Posting of the Notice starts a 30-day statute of limitations on CEQA legal challenges (Public Resources Code Section 21167[c]).





*This page intentionally left blank*



## 2.0 PROJECT DESCRIPTION

This section describes the Proposed Single Use Bag Ban Ordinance (“Proposed Ordinance”), including information about the project proponent, the project location, major project characteristics, project objectives, and discretionary approvals needed for project approval.

### 2.1 PROJECT SPONSOR

County of San Mateo Health System  
Environmental Health Services  
2000 Alameda de las Pulgas, Suite 100  
San Mateo, CA 94403  
Contact: Dean D. Peterson, Director  
(650) 372-6200

### 2.2 PROJECT LOCATION

For the purposes of this analysis, it is assumed that the Proposed Ordinance would apply to any commercial establishment that sells perishable or nonperishable goods, including, but not limited to, clothing, food, and personal items directly to the customer; and is located within or doing business within the geographical limits of unincorporated San Mateo County or any of the following participating municipalities:

#### San Mateo County

- Belmont
- Brisbane
- Burlingame
- Colma
- Daly City
- East Palo Alto
- Foster City
- Half Moon Bay
- Menlo Park

- Millbrae
- Pacifica
- Portola Valley
- Redwood City
- San Bruno
- San Carlos
- San Mateo
- South San Francisco
- Woodside

#### Santa Clara County

- Milpitas
- Cupertino
- Los Gatos
- Los Altos
- Campbell
- Mountain View

The areas within the geographical limits of unincorporated San Mateo County and all of the participating municipalities listed above is referred to as the “Study Area” in this Program EIR. Figure 2-1 and Figure 2-2 illustrate the Study Area in its regional context (in both San Mateo County and Santa Clara County).

### 2.3 EXISTING CHARACTERISTICS

#### 2.3.1 Carryout Bags in the Study Area

In response to concerns regarding the environmental impacts related to single-use carryout



bags, on September 27, 2011, the County of San Mateo Board of Supervisors directed staff to prepare an ordinance that:

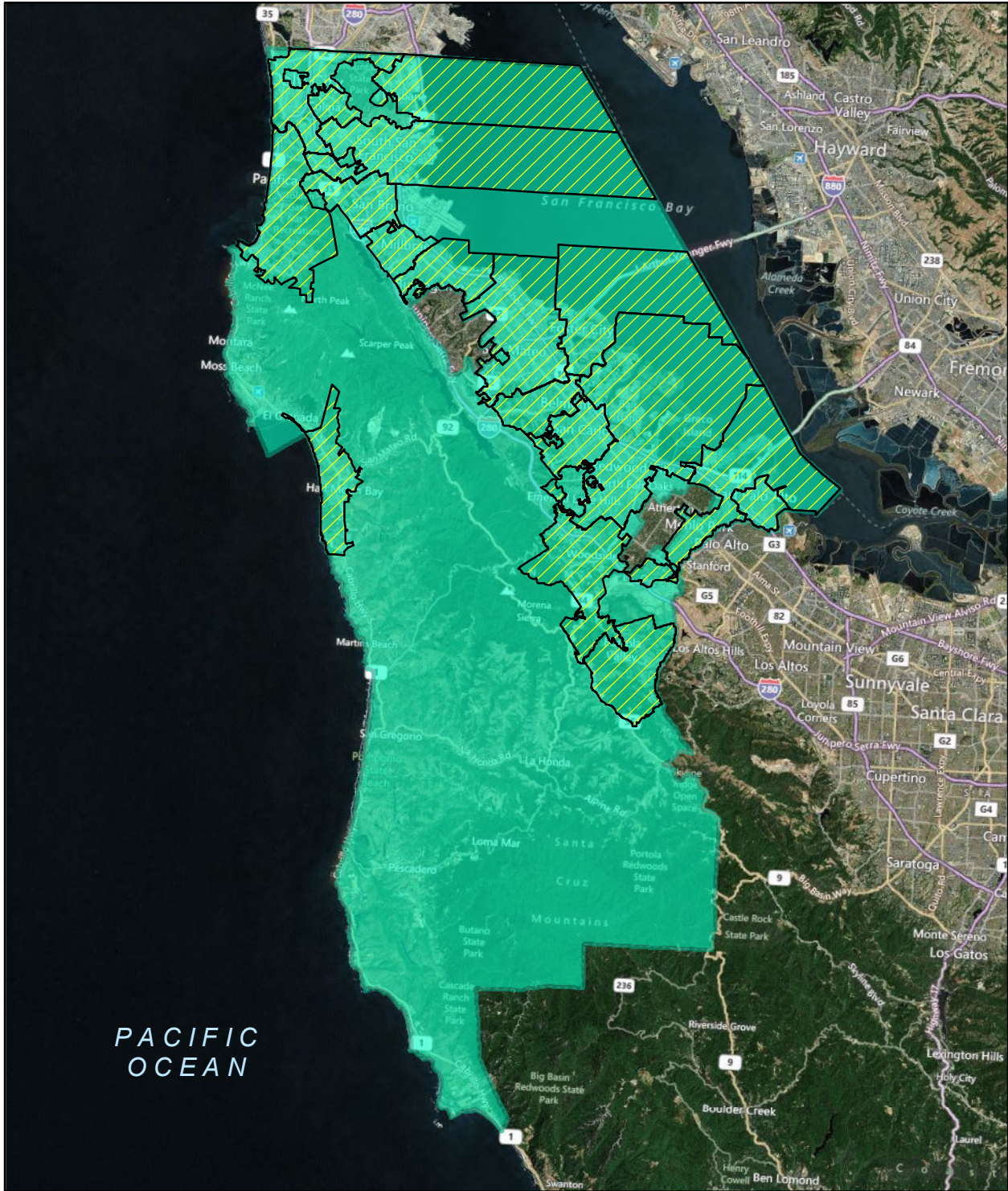
- Bans the distribution of single-use bags
- Applies the ban to retail establishments including, but not limited to commercial establishments that sell perishable or nonperishable goods such as clothing, food, and personal items

Based on existing conditions, it is estimated that the Proposed Ordinance would apply to approximately 3,110 retailers located within the Study Area. A list of potential stores is included in Appendix E.

### Types of Carryout Bags


Single-use disposable plastic grocery bags are typically made of thin, lightweight high density polyethylene (HDPE) (Hyder Consulting, 2007). For consumers, they offer a hygienic, odorless, waterproof and sturdy carrying sack, but are intended for one use before disposal. Currently, almost 20 billion of these plastic grocery bags are consumed annually in California (Green Cities California MEA, 2010; and CIWMB, 2007). Conventional single-use plastic bags are a product of the petrochemical industry. It is also claimed that conventional single-use plastic bags are manufactured by independent manufacturers who purchase virgin resin from petrochemical companies or obtain non-virgin resin from recyclers or other sources and that 85% of plastic bags used in the United States are made in the United States (Stephen L. Joseph, July 22, 2010). Their life cycle begins with the conversion of crude oil or natural gas into hydrocarbon monomers, which are then further processed into polymers (Herrera et al, 2008; County of Los Angeles, 2009). These polymers are connected with heat to form plastic resins, which are then blown through tubes to create the air pocket of the bag. Once cooled, the plastic film is stretched to the desired size of the bag and cut into individual bags. Typical single-use plastic bags are approximately five to nine grams in weight, and can be purchased in bulk for approximately two to five cents per bag (AEA Technology, 2009). Single-use plastic bags can be reused by customers and are recyclable. Approximately 5% of single-use plastic bags in California are recycled (US EPA, 2005; Green Cities California MEA, 2010; and Boustead, 2007).

Like plastic grocery shopping bags, single-use paper bags are usually distributed free of charge to customers at grocery stores, and are intended for one use before disposal. Paper bags are recyclable and can be reused by customers. Approximately 21% of paper bags nationwide are recycled (CIWMB, 2009). It is also claimed that consumers nationally recycle paper products at a rate of 50 percent (International Paper, 2012). Paper grocery bags are typically produced from kraft paper and weigh between 50 and 100 grams, depending on whether or not the bag includes handles (AEA Technology, 2009). These bags can be purchased in bulk for approximately 15 to 25 cents per bag (City of Pasadena, 2008). Kraft paper bags are manufactured from a pulp that is produced by digesting a material into its fibrous constituents via chemical and/or mechanical means (FRIDGE, 2002). Kraft pulp is produced by chemical separation of cellulose from lignin (Environmental Paper Network, 2007). Chemicals used in this process include caustic sodas, sodium hydroxide, sodium sulfide, and chlorine compounds (Environmental Paper Network, 2007). The paper bags are typically made from trees (paper) and corn (glue) which are both re-planted and re-grown (International Paper, 2012). Processed



Bing Maps Hybrid: (c) 2010 Microsoft Corporation and its data suppliers. Additional baselayer data from San Mateo County Information Services Department, May 2012.

 Project Location  
 (San Mateo County)

 Participating City\* in  
 San Mateo County)

\*Cities not included in Study Area:  
 Atherton and Hillsborough

Aerial Map of  
 County of San Mateo and  
 Participating Cities in  
 San Mateo County

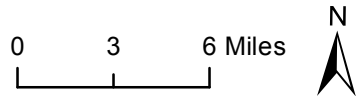
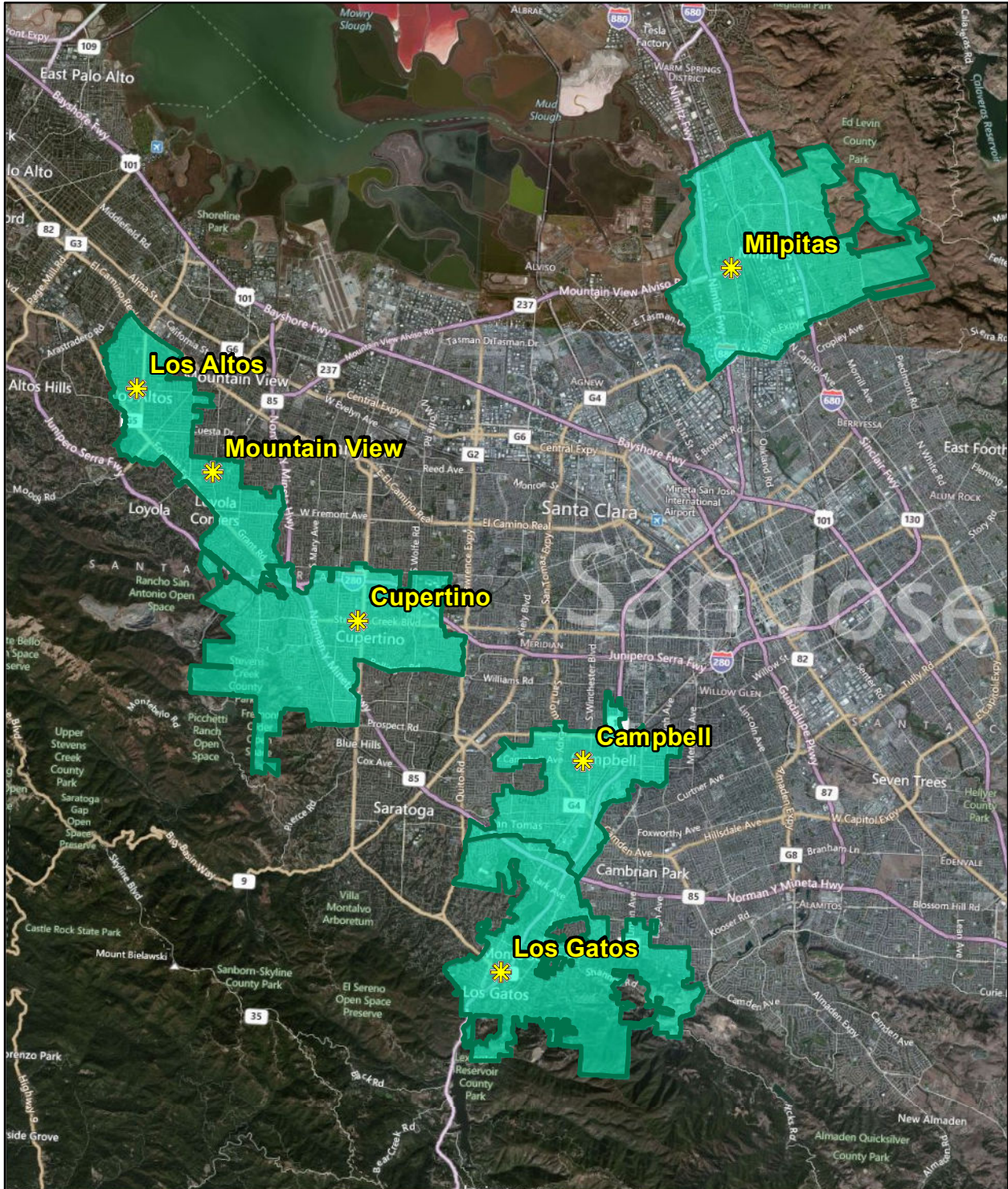


Figure 2-1



Bing Maps Hybrid: (c) 2010 Microsoft Corporation and its data suppliers. Additional baselayer data from San Mateo County Information Services Department, May 2012.

Study Area  
 (Participating City Boundary  
 in Santa Clara County)

0 1.25 2.5 Miles



Study Area:  
 Participating Cities in  
 Santa Clara County

Figure 2-2

and then dried and shaped into large rolls, the paper is then formed into bags, baled, and then distributed to grocery stores. It is also claimed that paper bags have many other uses outside of the grocery store including use as recycling, and composting containers, school book covers, gift wrap, and other craft projects, and use for picnics or sporting events (International Paper, 2012).

Multiple types of single-use biodegradable bags are currently available, distinguished by their material components. Biodegradable bags are composed of thermoplastic starch-based polymers, which are made with at least 90% starch from renewable resources such as corn, potato, tapioca, or wheat, or from polyesters, manufactured from hydrocarbons, or starch-polyester blends (James and Grant, 2005). These bags are approximately the same size and weight as HDPE plastic bags, but are more expensive. They can be purchased in bulk for approximately 12 to 30 cents per bag (www.ecoproducts.com, 2009).

Reusable bags can be made from plastic or a variety of cloths such as vinyl or cotton. These bags differ from the single-use bags in their weight and longevity. Built to withstand many uses, they typically cost approximately three dollars wholesale, weigh at least ten times what an HDPE plastic bag weighs and two times what a paper bag weighs, and require greater material consumption on a per bag basis than HDPE plastic bags (ExcelPlas Australia, 2004; City of Pasadena, 2008). Many types of reusable bags are available today. These include: (1) non-woven polypropylene (100% recyclable) ranging from \$1-\$2.50 per bag; (2) cotton canvas bags, which are approximately \$5.00 per bag; (3) bags made from recycled water/soda bottles, which are approximately \$6.00 per bag; (4) polyester and vinyl, which are approximately \$10.00 per bag; and (5) 100% cotton, which are approximately \$5.00 to 10.00 per bag.

The production stages in reusable bag life cycles depend on the materials used. Once used, these bags are reused until worn out through washing or regular use, and then typically disposed either in the landfill or recycling facility.

#### Carryout Bag Use in the Study Area

As shown in Table 2-1, based on the current statewide data which estimates that almost 20 billion plastic grocery bags (or approximately 531 bags per person) are consumed annually in California (Green Cities California MEA, 2010; and CIWMB, 2007), retail customers within the Study Area currently use about 546 million plastic bags per year. The customer base of retailers located within the Study Area may include residents of communities located within or outside of the Study Area (i.e., visitors who live outside the Study Area but travel to shop within the Study Area). However, for this analysis, in order to estimate the current number of plastic bags used per year in the Study Area, the Program EIR applies the rate discussed above (531 bags used per person/per year) to the number of residents in the Study Area. This estimate is considered reasonable and conservative for the purposes of this analysis.



**Table 2-1  
 Estimated Single-Use Plastic Bag Use in the Study Area**

<b>Area</b>	<b>Population*</b>	<b>Number of Plastic Bags Used per Person**</b>	<b>Total Bags Used Annually</b>
<b>San Mateo County</b>			
Unincorporated San Mateo County	62,695	531	33,291,045
Belmont	26,123	531	13,871,313
Brisbane	4,347	531	2,308,257
Burlingame	29,106	531	15,455,286
Colma	1,789	531	949,959
Daly City	102,593	531	54,476,883
East Palo Alto	28,467	531	15,115,977
Foster City	30,895	531	16,405,245
Half Moon Bay	11,478	531	6,094,818
Menlo Park	32,513	531	17,264,403
Millbrae	22,069	531	11,718,639
Pacifica	37,658	531	19,996,398
Portola Valley	4,411	531	2,342,241
Redwood City	78,244	531	41,547,564
San Bruno	42,451	531	22,541,481
San Carlos	28,719	531	15,249,789
San Mateo	98,298	531	52,196,238
South San Francisco	64,307	531	34,147,017
Woodside	5,386	531	2,859,966
Atherton <sup>1</sup>	6,888	531	3,657,528
Hillsborough <sup>1</sup>	11,006	531	5,844,186



**Table 2-1  
 Estimated Single-Use Plastic Bag Use in the Study Area**

<b>Area</b>	<b>Population*</b>	<b>Number of Plastic Bags Used per Person**</b>	<b>Total Bags Used Annually</b>
<b>Santa Clara County Cities</b>			
Milpitas	66,966	531	35,558,946
Cupertino	59,022	531	31,340,682
Los Gatos	29,854	531	15,852,474
Los Altos	29,460	531	15,643,260
Campbell	39,882	531	21,177,342
Mountain View	75,275	531	39,971,025
Monte Sereno <sup>1</sup>	3,373	531	1,791,063
Los Altos Hills <sup>1</sup>	8,027	531	4,262,337
<b>Total</b>	<b>1,041,302</b>	<b>Total</b>	<b>552,931,362</b>

\* California Department of Finance, "City/County Population and Housing Estimates" (May 2012).

\*\*Based on annual statewide estimates of plastic bag use from the CIWMB (2007) - 531 bags per person = 20 billion bags used statewide per year (CIWMB, 2007) / 37,678,563 people statewide (California's current population according to the State Department of Finance, 2012).

<sup>1</sup> These cities are not included within the scope of the Proposed Ordinance since they do not contain any retailers that would be subject to the proposed Ordinance. However, because residents living within these cities would shop at retailers in the neighboring communities which would be subject to the Proposed Ordinance, these customers' bag use is considered within this analysis as a conservative approach.

### 2.3.2 Regulatory Setting

In 2006, California enacted AB 2449 (Chapter 845, Statutes of 2006), which became effective on July 1, 2007. The statute states that stores providing plastic carryout bags to customers must provide at least one plastic bag collection bin in an accessible location to collect used bags for recycling. The store operator must also make reusable bags available to shoppers for purchase. AB 2449 applies to retail stores of over 10,000 square feet that include a licensed pharmacy and to supermarkets with gross annual sales of \$2 million or more that sell dry groceries, canned goods, nonfood items or perishable goods. Stores are required to maintain records of their AB 2449 compliance and make them available to the California Integrated Waste Management Board (CIWMB) or local jurisdiction.

AB 2449 further requires the manufacturers of plastic carryout bags to develop educational materials to encourage the reducing, reusing, and recycling of plastic carryout bags, and to make the materials available to stores. Manufacturers must also work with stores on their at-





store recycling programs to help ensure the proper collection, transportation and recycling of the plastic bags.

Finally, AB 2449 restricts the ability of cities (including charter cities) and counties to regulate single-use plastic grocery bags through imposition of a fee. Public Resources Code Section 42254(b) provides as follows:

*Unless expressly authorized by this chapter, a city, county, or other public agency shall not adopt, implement, or enforce an ordinance, resolution, regulation, or rule to do any of the following:*

- (1) Require a store that is in compliance with this chapter to collect, transport, or recycle plastic carryout bags.*
- (2) Impose a plastic carryout bag fee upon a store that is in compliance with this chapter.*
- (3) Require auditing or reporting requirements that are in addition to what is required by subdivision (d) of Section 42252, upon a store that is in compliance with this chapter.*

AB 2449 expires under its own terms on January 1, 2013, unless extended. There are no other California statutes that directly focus on grocery bags.

## **2.4 PROPOSED ORDINANCE CHARACTERISTICS**

For the purposes of this Program EIR, it is assumed that the Proposed Ordinance would apply to all retail establishments located within the limits of the Study Area, including those selling clothing, food, and personal items directly to the customer. It would not apply to restaurants. The Proposed Ordinance would (1) prohibit the free distribution of single-use carryout paper and plastic bags and (2) require retail establishments to charge customers for recycled paper bags and reusable bags at the point of sale. The minimum charge would be ten cents (\$0.10) per paper bag until December 31, 2014 and twenty-five cents (\$0.25) per paper bag on or after January 1, 2015.

The intent of the Proposed Ordinance is to reduce the environmental impacts related to the use of single-use carryout bags, and to promote a shift toward the use of reusable bags. It is anticipated that by prohibiting single-use plastic carryout bags and requiring a mandatory charge for each paper bag distributed by retailers, the Proposed Ordinance would provide a disincentive to customers to request paper bags when shopping at regulated stores and promote a shift to the use of reusable bags by retail customers, while reducing the number of single-use plastic and paper bags within the Study Area.

Single-use plastic carryout bags are defined as bags made from petroleum or bio-based plastic that are less than 2.25 mils thick (0.00225 inches). The Proposed Ordinance would prohibit retailers from distributing both petroleum and bio-based single-use carryout plastic bags at the point of sale. The Proposed Ordinance would not prohibit the distribution of plastic “product bags”, as defined, which includes bags without handles provided to a customer (1) to transport prepared food, produce, bulk food or meat from a department within a store to the point of sale;



(2) to hold prescription medication dispensed from a pharmacy; or (3) to segregate food or merchandise that could damage or contaminate other food or merchandise when placed together in a reusable bag or recycled paper bag. The Proposed Ordinance would not apply to restaurants and other food service providers, allowing them to provide plastic bags to customers for prepared take-out food intended for consumption off of the food provider's premises.

As noted above, the Proposed Ordinance would require regulated retailers to impose a mandatory charge for each paper carryout bag provided. Retail establishments would be required to keep a complete and accurate record (including documents of the purchase and sale of any recycled paper bag or reusable bag) for a minimum period of three years from the date of purchase and sale. The record must be available for inspection during regular business hours by any County employee authorized to enforce this part at no cost to the County. The charge would be retained by the affected stores to compensate the stores for increased costs related to compliance with the Proposed Ordinance, actual costs associated with providing recyclable paper carryout bags or reusable bags, and costs associated with a store's educational materials or education campaign encouraging the use of reusable bags.

The complete Draft Ordinance is contained in Appendix D.

## **2.5 PROJECT OBJECTIVES**

The County of San Mateo's and the participating cities' objectives for the Proposed Ordinance include:

- Reducing the amount of single-use plastic bags in trash loads (e.g., landfills), in conformance with the trash load reduction requirements of the NPDES Municipal Regional Permit
- Reducing the environmental impacts related to single-use plastic carryout bags, such as impacts to biological resources (including marine environments), water quality and utilities (solid waste)
- Deterring the use of paper bags by customers in the respective jurisdictions
- Promoting a shift toward the use of reusable carryout bags by retail customers in the respective jurisdictions
- Avoiding litter and the associated adverse impacts to stormwater systems, aesthetics and the marine environment (San Francisco Bay and the Pacific Ocean)

## **2.6 REQUIRED APPROVALS and PERMITS**

For unincorporated San Mateo County, the Proposed Ordinance would require an amendment to the San Mateo County Ordinance Code with discretionary approval by the San Mateo County Board of Supervisors. The following approvals would be required:

- *Certification of the Final Program EIR (Board of Supervisors)*



- *Adoption of an Ordinance amending the Ordinance Code (Board of Supervisors)*

For each of the 24 participating agencies, the Proposed Ordinance would require an amendment to the city's municipal code with discretionary approval by the municipality's city council. The following approvals would be required for each municipality:

- *Consider the Final Program EIR (City Council)*
- *Adoption of an Ordinance amending the Ordinance Code (City Council)*

Subsequent to adoption of the Ordinance, each municipality would need to file a Notice of Determination (NOD) similar to the NOD to be filed by the County as lead agency after its adoption of the Ordinance.



## **3.0 ENVIRONMENTAL SETTING**

This section provides a general overview of the environmental setting for the Proposed Ordinance. More detailed descriptions of the environmental setting germane to each environmental issue area can be found in Section 4.0, *Environmental Impact Analysis*.

### **3.1 REGIONAL SETTING**

The proposed Single-Use Bag Ban Ordinance (Proposed Ordinance) would regulate the use of paper and plastic single-use bags within the Study Area. The Study Area includes unincorporated County of San Mateo and 24 participating municipalities in San Mateo and Santa Clara Counties.

#### **3.1.1 County of San Mateo**

The County of San Mateo is bounded to the west by the Pacific Ocean and to the east by the San Francisco Bay. Geographically, the County can be divided into distinctive urban and rural subregions: (1) the urban Bayside, (2) the rural Skyline area, and (3) the rural Coastside. Land is used in San Mateo County for many different purposes ranging from urban to rural. Along San Francisco Bay, suburban cities and towns dominate, with primarily residential, commercial, and industrial uses. In the redwood forests of the Santa Cruz Mountains, land is used for timber harvesting and recreation. On the Coastside the primary land uses are agriculture and general open space.

The climate of San Mateo County is of the semi-arid Mediterranean type, characterized by dry, mild summers and moderately moist, cool winters. Most of the rainfall occurs between November and April. It is during this time when over 90% of the annual surface runoff also occurs. San Mateo County is located within the San Francisco Bay Area Air Basin, which is part of the Bay Area Air Quality Management District (BAAQMD). The BAAQMD consists of Napa, Marin, San Francisco, Contra Costa, Alameda, San Mateo, and Santa Clara counties, the southern portion of Sonoma County, and the western portion of Solano County. There are 34 separate watersheds in the County, of which 22 drain into the Pacific Ocean and 12 drain into San Francisco Bay (County of San Mateo General Plan, November 1986). Seasonal rainfall variation is reflected in the monthly stream flows as local drainages often run dry by the middle or late summer.

San Mateo County has a population of 729,443 (California Department of Finance, 2012). These residents are served by various sources of water supply. Nearly 90% of the water supplied to the Bayside and the northern portion of the Coastside is provided by the San Francisco Water Department (SFWD) through contractual agreements (County of San Mateo General Plan, November 1986). This supply originates from local reservoirs and the Sierra Nevada with the Sierra system of reservoirs (primarily the Hetch-Hetchy Reservoir) providing the bulk of the supply. Local surface water and groundwater sources are used to supplement SFWD water. Wastewater treatment for areas in San Mateo County is provided by 11 treatment plants, two of which are located outside of the County.



The transportation system in San Mateo County consists of highways, streets, and parking areas for automobile travel, a countywide bus system, a commuter rail line, bikeways, pedestrian sidewalks, an international airport (San Francisco International (SFO)), and a seaport. The system provides for the shipment of goods as well as the movement of people. Major regional transportation facilities include the Bayshore Freeway (U.S. 101), Junipero Serra Freeway (Interstate 280), State Route 92, and Cabrillo Highway (State Route 1). Major arterials in the Study Area include El Camino Real and Woodside Road. Transit service within the County of San Mateo is provided by the Caltrain Peninsula Rail Service and by the San Mateo County Transit District. Both extend service into adjoining San Francisco and Santa Clara counties. Similarly, BART and the San Francisco MUNI system overlap into the North County, while the Santa Clara County Transit District extends service into Menlo Park.

### **3.1.2 County of Santa Clara**

Six of the 24 cities that are contemplating adoption of the Proposed Ordinance are located in Santa Clara County. Santa Clara County's 832,000 acres may be grouped into four main categories: rural unincorporated areas, cities (urban incorporated areas), urban unincorporated areas, and Urban Service Areas (USAs). All six participating municipalities in Santa Clara County are cities (urban incorporated areas) located in the northern Santa Clara Valley. The sprawling suburban character of the northern Santa Clara Valley has been changing since the 1950s, with multi-story office buildings, hotels, apartments, and condominiums beginning to dominate the valley's flat landscape (County of Santa Clara General Plan DEIR, September 1994). By contrast, the southern portion of Santa Clara Valley remains predominantly rural in character.

Santa Clara County is also located in the San Francisco Bay Area Air Basin. In general, the County's climate is similar to San Mateo County as it is characterized by northwesterly winds generated by high-pressure cells in the Pacific, which are drawn through the Golden Gate and forced into a more westerly orientation.

Santa Clara County has a population of 1,816,486 (California Department of Finance, 2012). The populations of the cities of Milpitas (66,966), Cupertino (59,022), Los Gatos (29,854), Los Altos (29,460), Campbell (39,882) and Mountain View (75,275) make up approximately 17% of the total County population.

Santa Clara County residents are served by diverse sources of water supply. Santa Clara County's water supply consists of: water imported from other areas of the state, water pumped from natural underground aquifers that lay beneath the County, and water derived from surface runoff. Santa Clara County is served by eight municipal and eight special sanitary district sewage collection systems. Sewage collected from incorporated areas, in the northern part of the County, is treated at the San Jose/Santa Clara Water Pollution Control, Palo Alto and Sunnyvale plants. These plants discharge their effluent directly or indirectly into the San Francisco Bay. The Gilroy/Morgan Hill sewage treatment plant handles solids from septic systems in the South County rural unincorporated areas.

Santa Clara County is served by an extensive highway system. The main components of this system are Interstates 280, 680, and 880; and State Highways 101, 17, 85, 87, 152, and 237. The expressway system interconnects with virtually all of the North County. The main routes in the



South County are 101, 152, Monterey Road, and Santa Teresa Boulevard. The Santa Clara County Transit District (SCCTD) has provided bus service in the County since 1973.

### 3.2 CUMULATIVE PROJECTS SETTING

CEQA defines cumulative impacts as two or more individual actions that, when considered together, are considerable or will compound other environmental impacts. Cumulative impacts are the changes in the environment that result from the incremental impact of development of the proposed project and other nearby projects. For example, traffic impacts of two nearby projects may be insignificant when analyzed separately, but could have a significant impact when analyzed together. Cumulative impact analysis allows the Program EIR to provide a reasonable forecast of future environmental conditions and can more accurately gauge the effects of a series of projects.

Although CEQA analysis typically lists development projects in the vicinity of a project site, this document analyzes the environmental impacts associated with a proposed ordinance and does not include development or construction activity. As such, the cumulative significance of the proposed Single-Use Bag Ban Ordinance has been analyzed within the context of other bag ordinances that are approved or pending throughout California. Table 3-1 lists current adopted and pending ordinances in California. These ordinances are considered in the cumulative analyses in Section 4.0, *Environmental Impact Analysis*. As shown in Table 3-1, there are currently 24 adopted, proposed or pending bag ordinances (including the proposed Single-Use Bag Ban Ordinance) located throughout California.

**Table 3-1  
 Adopted, Proposed and Pending Bag Ordinances in California**

<b>Ordinance Location</b>	<b>Proposed Action</b>	<b>Status</b>
City of Calabasas	This ordinance bans the issuance of plastic carryout bags and imposes a ten (10) cent charge on the issuance of recyclable paper carryout bags at regulated stores.	Adopted February 2011 Effective July 2011
City of Carpinteria	This ordinance is the first double bag ban in the state. Starting in July 2012, large retailers as specified are prohibited from distributing single-use paper and plastic bags. Starting in April 2013, plastic bags are banned in all other retail stores including restaurants.	Adopted March 12, 2012
City of Dana Point	This ordinance places a ban on single-use plastic bags from all retail stores within city limits.	Adopted March 6, 2012 Effective in larger stores April 1, 2013, and all other stores October 1, 2013.
City of Fairfax	This ordinance allows all stores, shops, eating places, food vendors and retail food vendors, to provide only recyclable paper or reusable bags as checkout bags to customers.	Adopted August 2007 After legal challenge, adopted by voter initiative November 2008
City of Laguna Beach	This ordinance requires a plastic bag ban in all retail stores. Grocery stores,	Adopted February 2012 Effective January 1, 2013



**Table 3-1  
 Adopted, Proposed and Pending Bag Ordinances in California**

Ordinance Location	Proposed Action	Status
	pharmacies, and convenience/liquor stores must include a 10 cent minimum price requirement on paper bags distributed.	
City of Long Beach	This ordinance bans plastic carryout bags at all supermarkets and other grocery stores, pharmacies, drug stores, convenience stores, food marts, and farmers markets and would place a ten (10) cent charge on the issuance of recyclable paper carryout bags by an affected store, as defined. The ordinance would also require a store to provide or make available to a customer recyclable paper carryout bags or reusable bags.	<p>Long Beach passed this ordinance in May 2011. But unlike LAC, Long Beach did not issue a statement of overriding consideration for the likelihood of passing the GHG emission threshold of significance. The suit was settled after Long Beach agreed to adopt the County's Statement of Overriding Consideration in October 2011.</p> <p>Addendum to the County of Los Angeles Final EIR certified May 2011.</p> <p>The ordinance was also effective in larger stores starting August 2011, and will expand to others stores in 2012.</p>
City of Los Angeles	The Los Angeles City Council voted to ban plastic carryout bags in the city's supermarkets and stores by July 2010 -- but only if the state fails to impose a 25-cent fee on every shopper who requests them.	Pending
City of Malibu	This ordinance bans the use of non-compostable and compostable plastic shopping bags for point-of-sale distribution.	Adopted May 2008 Effective November 2009
City of Manhattan Beach	This ordinance bans the distribution of plastic bags at the point-of-sale for all retail establishments in Manhattan Beach.	Adopted July 2008 The California Supreme Court ruled in favor of an appeal by the City of Manhattan Beach affirming the right of local governments to phase out plastic grocery bags without an EIR in July 2011.
City of Ojai	A proposed ordinance would ban plastic shopping bags and impose a 10-cent fee on paper bags at grocery stores, supermarkets, convenience stores, liquor stores and gasoline mini-marts.	Adopted April 2012. Effective July 1, 2012.
City of Palo Alto	This ordinance bans large grocery stores in Palo Alto from distributing single-use plastic check out bags. Only reusable bags (preferred) or paper bags can be	Adopted March 2009 Palo Alto's 2009 bag ban was challenged by the Save The Plastic Bag Coalition



**Table 3-1  
 Adopted, Proposed and Pending Bag Ordinances in California**

Ordinance Location	Proposed Action	Status
	<p>distributed. Single-use plastic bags can still be used in produce and meat departments.</p> <p>Pending expansion of the ordinance would apply the ban to all retailers including restaurants in the city. An EIR on the expanded ordinance will be prepared.</p>	<p>(STPBC). They settled out of court with the agreement that the City would not expand its ban to other stores without an EIR.</p> <p>Effective September 2009</p> <p>Draft expansion ordinance and an EIR are pending.</p>
City of Pasadena	This ordinance bans plastic bags, and imposes a 10 cent minimum price on paper bags.	Adopted November 2011 Effective July 1, 2012 for large stores and supermarkets and December 2012 for convenience stores.
City of San Francisco	<p>Retail stores governed by the ordinance can only provide the following types of bags:</p> <ul style="list-style-type: none"> <li>a. compostable plastic</li> <li>b. recyclable paper</li> <li>c. reusable bag of any material</li> </ul> <p>Expanded to all retail and food establishments within the City and requires a minimum ten cent charge for reusable bags.</p>	Adopted April 2007 In February 2012 San Francisco expanded its bag ban and was sued by the STPBC. The two causes of action are related to CEQA compliance and the bag ban for restaurants. There are currently no scheduled court dates.
City of San Jose	This ordinance prohibits the distribution of single-use carryout paper and plastic bags at the point of sale (i.e., check-out) for all commercial retail businesses in San José except restaurants. An exception is made for “green” paper bags containing at least 40 percent recycled content, accompanied by a charge of 10 cents to the customer, with the charge retained by the retailer. For the first two years, paper bags will be sold under this ordinance at 10 cents each; after two years the minimum price per paper bag is 25 cents each.	Adopted January 2011 Effective January 2012
City of Santa Monica	This ordinance: (1) prohibits retail establishments in Santa Monica from providing “single-use plastic carryout bags” to customers at the point of sale; (2) prohibits the free distribution of paper carryout bags by grocery stores, convenience stores, mini-marts, liquor stores and pharmacies; and (3) requires stores that make paper carryout bags available to sell recycled paper carryout bags to customers for not less than ten cents per bag.	Adopted January 2011 Effective September 2011
City of Sunnyvale	This ordinance prohibits specified retail	Adopted December 2011





**Table 3-1  
 Adopted, Proposed and Pending Bag Ordinances in California**

Ordinance Location	Proposed Action	Status
	establishments in Sunnyvale from providing single-use plastic carryout bags to customers at the point of sale, and creates a mandatory 10 cent (\$0.10) charge for each paper bag distributed by these stores.	Effective June 20, 2012 (grocery stores, convenience stores and large retailers) Effective March 2013 (all retailers)
County of Alameda	<p>This ordinance prohibits the distribution of single-use carryout paper and plastic bags at the point of sale (i.e., check-out) for all commercial retail businesses in Alameda County. Exception would be made for recycled paper or reusable bags containing a specified minimum percentage of recycled content, which can only be provided to customers for a nominal charge (ten cents on or before January 1, 2015 and 25 cents on or after January 1, 2015) to cover the cost to the business of providing the bags.</p> <p>Ordinance will be implemented in unincorporated Alameda County as well as its 14 incorporated cities: Alameda City, Albany, Berkeley, Dublin, Emeryville, Fremont, Hayward, Livermore, Newark, Oakland, Piedmont, Pleasanton, San Leandro, and Union City.</p>	Adopted January 2012 Effective January 1, 2013.
County of Los Angeles	<p>This ordinance bans the issuance of plastic carryout bags and imposes a ten (10) cent charge on the issuance of recyclable paper carryout bags at all supermarkets and other grocery stores, pharmacies, drug stores, convenience stores, and foodmarts, in unincorporated Los Angeles County. The ordinance requires a store to provide or make available to a customer only recyclable paper carryout bags or reusable bags. The ordinance would also encourage a store to educate its staff to promote reusable bags and to post signs encouraging customers to use reusable bags in the unincorporated areas of the County of Los Angeles.</p>	Adopted November 2010  In October 2011, Hilex and some individuals filed a petition to void the LA County ordinance. They alleged that the 10-cent charge on paper bags is really a local special tax that requires voter approval as amended by Prop 26. In March 2012, the Court denied the petition and ruled that a paper bag charge was not a tax under Prop 26. The decision is expected to be appealed.
County of Marin	This ordinance prohibits the distribution of plastic carryout bags and would charge at least \$0.05 for a recycled paper bag.	Adopted January 2011  In September 2011, Marin County Superior Court found the ordinance “a reasonable legislative and regulatory choice” to protect the environment without causing a significant negative impact. The



**Table 3-1  
 Adopted, Proposed and Pending Bag Ordinances in California**

Ordinance Location	Proposed Action	Status
		County had correctly determined the project to be exempt based on its actions to protect the environment and natural resources. STPBC filed an appeal of this decision on November 29, 2011 and the case is still pending.
County of San Luis Obispo (City and County of San Luis Obispo, Atascadero, Grover Beach, Morro Bay, Paso Robles, and Pismo Beach)	The San Luis Obispo County Integrated Waste Management Authority adopted a plastic bag ban with a 10 cent minimum price requirement on paper bags.	Adopted January 2012 It goes into effect on September 1, 2012 in all seven incorporated cities as well as unincorporated areas of the county.  For the City of SLO: A petition was filed January 30, 2012. The SLO lawsuit had two causes of action, but the second cause was dropped in February. The first cause of action is CEQA compliance. Hearing date was scheduled for March 22 but is now being rescheduled.
County of Santa Clara	This ordinance allows affected retail establishments to distribute either a 'green' paper bag or a reusable bag. Reusable bags may be given away or sold and are initially defined (until January 2013) as bags made of cloth or other machine washable fabric that has handles; or a durable plastic bag with handles that is at least 2.25 mils thick and is specifically designed and manufactured for multiple use. 'Green' paper bags may be sold to customers for a minimum charge of \$0.15 and are defined as paper bags that are 100% recyclable and are made from 100% recycled material.	Adopted April 2011 Effective January 2012
County of Santa Cruz	The ordinance bans single-use plastic bags and places a 10 cent minimum price requirement on single-use paper bags throughout unincorporated county areas.	Adopted September 13, 2011 On-hold / pending some revisions to Ordinance
City of Millbrae	This ordinance bans single-use bags and free paper carryout bags and would apply to all retailers. Stores can charge a minimum of 10 cents per bag, should a customer need to purchase one. Those paper bags sold must be comprised of at least 40 percent post-consumer recycled materials. Thicker reusable plastic bags are allowed but would also need to be imprinted showing the bag is	Adopted January 2012. Certified a Negative Declaration. Effective September 1, 2012.



**Table 3-1  
Adopted, Proposed and Pending Bag Ordinances in California**

Ordinance Location	Proposed Action	Status
	made of at least 40 percent post-consumer recycled materials.	

Source: Californians Against Waste, [http://www.cawrecycles.org/issues/plastic\\_campaign/plastic\\_bags/local](http://www.cawrecycles.org/issues/plastic_campaign/plastic_bags/local), accessed April 2012 ; San Luis Obispo County, Alameda County, City of Oakland, City of San Jose, City of Calabasas, City of Carpinteria, City of Dana Point, City of Fairfax, City of Laguna Beach, City of Palo Alto, City of Los Angeles, County of Los Angeles, City of Malibu, City of Manhattan Beach, City of San Francisco, City of Pasadena, Marin County, City of Santa Monica, Santa Clara County, Santa Cruz County, City of Long Beach, City of Ojai, City of Sunnyvale, City of Millbrae Homepages, May 2012.



## 4.0 ENVIRONMENTAL IMPACT ANALYSIS

This section discusses the possible environmental effects of the Proposed Ordinance for the specific issue areas that were identified through the Initial Study and NOP process as having the potential to experience significant impacts. “Significant effect” is defined by the CEQA Guidelines §15382 as “a substantial, or potentially substantial, adverse change in any of the physical conditions within the area affected by the project including land, air, water, minerals, flora, fauna, ambient noise, and objects of historic or aesthetic significance. An economic or social change by itself shall not be considered a significant effect on the environment, but may be considered in determining whether the physical change is significant.”

The assessment of each issue area begins with a discussion of the setting relevant to that issue area. Following the setting is a discussion of the Proposed Ordinance’s impacts relative to the issue area. Within the impact analysis, the first subsection identifies the methodologies used and the “significance thresholds,” which are those criteria adopted by the County, other agencies, universally recognized, or developed specifically for this analysis to determine whether potential impacts are significant. The next subsection describes each impact of the Proposed Ordinance, mitigation measures for significant impacts, and the level of significance after mitigation. Each impact under consideration for an issue area is separately listed in bold text, with the discussion of the impact and its significance following. Each bolded impact listing also contains a statement of the significance determination for the environmental impact as follows:

***Class I, Significant and Unavoidable:*** An impact that cannot be reduced to below the threshold level given reasonably available and feasible mitigation measures. Such an impact requires a Statement of Overriding Considerations to be issued if the project is approved.

***Class II, Significant but Mitigable:*** An impact that can be reduced to below the threshold level given reasonably available and feasible mitigation measures. Such an impact requires findings to be made.

***Class III, Not Significant:*** An impact that may be adverse, but does not exceed the threshold levels and does not require mitigation measures. However, mitigation measures that could further lessen the environmental effect may be suggested if readily available and easily achievable.

***Class IV, Beneficial:*** An impact that would reduce existing environmental problems or hazards.

Following each environmental impact discussion is a listing of recommended mitigation measures (if required) and the residual effects or level of significance remaining after the implementation of the measures. In those cases where the mitigation measure for an impact could have a significant environmental impact in another issue area, this impact is discussed as a residual effect.

The impact analysis concludes with a discussion of cumulative effects, which evaluates the impacts associated with the Proposed Ordinance in conjunction with other adopted and pending bag ordinances.



*This page intentionally left blank*



## 4.1 AIR QUALITY

This section analyzes the Proposed Ordinance's long-term impacts to local and regional air quality. The analysis focuses on air quality impacts associated with bag manufacturing facilities and truck trips associated with bag distribution. Impacts related to global climate change are addressed in Section 4.3, *Greenhouse Gas Emissions*.

### 4.1.1 Setting

**a. Characteristics of Air Pollutants.** The County of San Mateo and the six cities in Santa Clara County are located within the San Francisco Bay Area Air Basin (Basin). The Bay Area Air Quality Management District (BAAQMD) is the regional government agency that monitors and regulates air pollution within the Basin. Pollutants that are monitored within both counties and compared to State and Federal Standards include ozone, carbon monoxide, nitrogen dioxide and suspended particulates. The general characteristics of these pollutants are described below.

Ozone. Ozone is produced by a photochemical reaction (triggered by sunlight) between nitrogen oxides (NO<sub>x</sub>) and reactive organic gases (ROG). Nitrogen oxides are formed during the combustion of fuels, while reactive organic gases are formed during combustion and evaporation of organic solvents. Because ozone requires sunlight to form, it occurs in concentrations considered serious primarily between the months of April and October. Ozone is a pungent, colorless, toxic gas with direct health effects on humans, including respiratory and eye irritation and possible changes in lung functions. Groups most sensitive to ozone include children, the elderly, persons with respiratory disorders, and people who exercise strenuously outdoors.

Carbon Monoxide. Carbon monoxide (CO) is a colorless, odorless, poisonous gas that is found in high concentrations only near the source. The major source of CO is automobile traffic. Elevated concentrations, therefore, are usually only found near areas of high traffic volumes. CO's health effects are related to its affinity for hemoglobin in the blood. At high concentrations, CO reduces the amount of oxygen in the blood, causing heart difficulties in people with chronic diseases, reduced lung capacity and impaired mental abilities.

Nitrogen Dioxide. Nitrogen dioxide (NO<sub>2</sub>) is a by-product of fuel combustion, with the primary source being motor vehicles and industrial boilers and furnaces. The principal form of nitrogen oxide produced by combustion is nitric oxide (NO), but NO reacts rapidly to form NO<sub>2</sub>, creating the mixture of NO and NO<sub>2</sub> commonly called NO<sub>x</sub>. NO<sub>2</sub> is an acute irritant. A relationship between NO<sub>2</sub> and chronic pulmonary fibrosis may exist, and an increase in bronchitis in young children at concentrations below 0.3 parts per million (ppm) may occur. NO<sub>2</sub> absorbs blue light and causes a reddish brown cast to the atmosphere and reduced visibility. It can also contribute to the formation of PM<sub>10</sub> and acid rain.

Suspended Particulates. PM<sub>10</sub> is particulate matter measuring no more than 10 microns in diameter, while PM<sub>2.5</sub> is fine particulate matter measuring no more than 2.5 microns in diameter. Suspended particulates are mostly dust particles, nitrates and sulfates. Both PM<sub>10</sub> and PM<sub>2.5</sub> are by-products of fuel combustion and wind erosion of soil and unpaved roads, and are



directly emitted into the atmosphere through these processes. Suspended particulates are also created in the atmosphere through chemical reactions.

The characteristics, sources, and potential health effects associated with the small particulates (those between 2.5 and 10 microns in diameter) and fine particulates (PM<sub>2.5</sub>) can be very different. The small particulates generally come from windblown dust and dust kicked up from mobile sources. The fine particulates are generally associated with combustion processes as well as being formed in the atmosphere as a secondary pollutant through chemical reactions. Fine particulate matter is more likely to penetrate deeply into the lungs and poses a health threat to all groups, but particularly to the elderly, children, and those with respiratory problems. More than half of the small and fine particulate matter that is inhaled into the lungs remains there. These materials can damage health by interfering with the body's mechanisms for clearing the respiratory tract or by acting as carriers of an absorbed toxic substance.

**b. Air Quality Standards.** Federal and state standards have been established for six criteria pollutants: ozone (O<sub>3</sub>), carbon monoxide (CO), nitrogen dioxide (NO<sub>2</sub>), sulfur dioxide (SO<sub>2</sub>), particulates less than 10 and 2.5 microns in diameter (PM<sub>10</sub> and PM<sub>2.5</sub> respectively), and lead (Pb). California has also set standards for sulfates, hydrogen sulfide, vinyl chloride, and visibility-reducing particles. Table 4.1-1 lists the current federal and state standards for criteria pollutants.

**Table 4.1-1  
 Current Federal and State Ambient Air Quality Standards**

<b>Pollutant</b>	<b>Federal Standard</b>	<b>California Standard</b>
Ozone	0.075 ppm (8-hr avg)	0.09 ppm (1-hr avg) 0.07 ppm (8-hr avg)
Carbon Monoxide	9.0 ppm (8-hr avg) 35.0 ppm (1-hr avg)	9.0 ppm (8-hr avg) 20.0 ppm (1-hr avg)
Nitrogen Dioxide	53 ppb (annual avg) 100 ppb (1-hr avg)	0.030 ppm (annual avg) 0.18 ppm (1-hr avg)
Sulfur Dioxide	75 ppb (1-hr avg)	0.04 ppm (24-hr avg) 0.25 ppm (1-hr avg)
Lead	1.5 µg/m <sup>3</sup> (30 day avg)	1.5 µg/m <sup>3</sup> (calendar qtr) 0.15 µg/m <sup>3</sup> (rolling 3-month avg)
Particulate Matter (PM <sub>10</sub> )	150 µg/m <sup>3</sup> (24-hr avg)	20 µg/m <sup>3</sup> (annual avg) 50 µg/m <sup>3</sup> (24-hr avg)
Particulate Matter (PM <sub>2.5</sub> )	15 µg/m <sup>3</sup> (annual avg) 35 µg/m <sup>3</sup> (24-hr avg)	12 µg/m <sup>3</sup> (annual avg)

*ppm= parts per million ppb= parts per billion µg/m<sup>3</sup> = micrograms per cubic meter*  
 Source: California Air Resources Board (2012), accessed online April 2012 at:  
[www.arb.ca.gov/research/aaqs/aaqs2.pdf](http://www.arb.ca.gov/research/aaqs/aaqs2.pdf)

The BAAQMD is required to monitor air pollutant levels to ensure that air quality standards are met and, if they are not met, to develop strategies to meet the standards. Depending on



whether the standards are met or exceeded, the local air basin is classified as being in “attainment” or “non-attainment.”

**c. Current Air Quality.** The San Francisco Bay Area Air Basin monitoring station located in San Mateo County is the Redwood City monitoring station, located at 897 Barron Avenue in Redwood City. No PM<sub>10</sub> data is available from the Redwood City monitoring station; therefore, PM<sub>10</sub> data was taken from the Cupertino monitoring station, located at 22601 Voss Avenue in Cupertino, approximately 14 miles south of the Redwood City monitoring station. Table 4.1-2 indicates the number of days that each of the state and federal air quality standards has been exceeded at this station. As shown, the ozone concentration exceeded the state standard twice in 2010. The PM<sub>2.5</sub> concentration exceeded federal standards on one day in 2010. There were no exceedances of either the state or federal standards for NO<sub>2</sub>, PM<sub>10</sub> or CO from 2009 through 2011.

**Table 4.1-2  
Ambient Air Quality Data**

Pollutant	2009	2010	2011
Ozone, ppm - Worst Hour	0.087	0.113	0.076
Number of days of State exceedances (>0.09 ppm)	0	2	0
Number of days of Federal exceedances (>0.12 ppm)	0	0	0
Carbon Monoxide, ppm - Worst 8 Hours	1.76	1.72	1.67
Number of days of State/Federal exceedances (>9.0 ppm)	0	0	0
Nitrogen Dioxide, ppm - Worst Hour	0.056	0.059	0.056
Number of days of State exceedances (>0.25 ppm)	0	0	0
Particulate Matter <10 microns, µg/m <sup>3</sup> Worst 24 Hours <sup>b</sup>	*	27.9	28.6
Number of samples of State exceedances (>50 µg/m <sup>3</sup> )	0	0	0
Number of samples of Federal exceedances (>150 µg/m <sup>3</sup> )	0	0	0
Particulate Matter <2.5 microns, µg/m <sup>3</sup> Worst 24 Hours	34.2	36.5	24.2
Number of samples of Federal exceedances (>35 µg/m <sup>3</sup> )	0	1	0

<sup>b</sup>Data collected for the Cupertino Monitoring Station

Source: CARB, 2009, 2010, & 2011 Air Quality Data Statistics, Top Four Summary, available at <http://www.arb.ca.gov>. Data collected from the Redwood City Monitoring Station

\*Insufficient data available to determine a value

**d. Air Quality Management.** Under state law, the BAAQMD is required to prepare a plan for air quality improvement for pollutants for which the District is in non-compliance. The Bay Area 2010 Clean Air Plan (CAP) provides a plan to improve Bay Area air quality and protect public health. The legal impetus for the CAP is to update the most recent ozone plan, the Bay Area 2005 Ozone Strategy, to comply with state air quality planning requirements as codified in the California Health & Safety Code. Although steady progress in reducing ozone levels in the Bay Area has been made, the region continues to be designated as non-attainment for both the one-hour and eight-hour state ozone standards. In addition, emissions of ozone





precursors in the Bay Area contribute to air quality problems in neighboring air basins. Under these circumstances, state law requires the CAP to include all feasible measures to reduce emissions of ozone precursors and reduce transport of ozone precursors to neighboring air basins (BAAQMD, September 2010).

The Bay Area was recently designated as non-attainment for the national 24-hour fine particulate matter (PM<sub>2.5</sub>) standard, and the BAAQMD is required to prepare a PM<sub>2.5</sub> State Implementation Plan (SIP) pursuant to federal air quality guidelines by December 2012. The 2010 CAP is not a SIP document and does not respond to federal requirements for PM<sub>2.5</sub> or ozone planning. However, in anticipation of future PM<sub>2.5</sub> planning requirements, the CAP control strategy also aims to reduce PM emissions and concentrations. In addition, U.S. Environmental Protection Agency (EPA) is currently reevaluating national ozone standards, and is likely to tighten those standards in the near future. The control measures in the CAP will also help in the Bay Area's continuing effort to attain national ozone standards (BAAQMD, September 2010).

**e. Air Quality and Bags.** Single-use bags can affect air quality in two ways: through emissions associated with manufacturing processes and through emissions associated with truck trips for the delivery of carryout bags to retailers. Each is summarized below.

Manufacturing Process. The manufacturing process to make carryout bags requires fuel and energy consumption, which generates air pollutant emissions. These may include particulate matter, nitrogen oxides, hydrocarbons, sulfur oxides, carbon monoxide, and odorous sulfur (Green Cities California MEA, 2010). The amount of emissions varies depending on the type and quantity of carryout bags produced. These emissions may contribute to air quality impacts related to acid rain (atmospheric acidification) or ground level ozone formation.

Although manufacturing facilities may emit air pollutants in the production of carryout bags, manufacturing facilities are subject to air quality regulations, as described below, that are intended to reduce emissions sufficiently to avoid violations of air quality standards. For this Program EIR, the analysis is focused on the Bay Area Air Basin, the air basin in which the Study Area is located.

Truck Trips. Delivery trucks that transport carryout bags from manufacturers or distributors to the local retailers in the Study Area also contribute air emissions locally and regionally. As discussed in the *Transportation* section of the Initial Study (see Appendix A), based on a baseline population estimate in the Study Area of approximately 1,041,302 persons in 2012 and a statewide estimate of approximately 531 plastic bags used per person per year, retail customers in the Study Area currently use an estimated 552,931,362 plastic bags per year. Assuming 2,080,000 plastic bags per truck load (City of Santa Monica Single-use Carryout Bag Ordinance Final EIR, January 2011; refer to Appendix A), approximately 266 annual truck trips (an average of about 0.7 trips per day) would be needed to deliver these carryout bags.

Diesel engines emit a complex mixture of air pollutants, composed of gaseous and solid material (ARB "Health Effects of Diesel Exhaust", 2012). The visible emissions in diesel exhaust are known as particulate matter or PM, which are small and readily respirable. The particles have hundreds of chemicals adsorbed onto their surfaces, including many known or suspected



mutagens and carcinogens. Diesel PM emissions are estimated to be responsible for about 70% of the total ambient air toxics risk. In addition to these general risks, diesel PM can also be responsible for elevated localized or near-source exposures (“hot-spots”) (ARB, Health Effects of Diesel Exhaust”, 2012).

Like manufacturing facilities, delivery trucks are also subject to existing regulations primarily related to diesel emissions, as described in Section f. *Regulations Applicable to Delivery Trucks*. These regulations are intended to reduce emissions associated with fuel combustion.

Ground Level Ozone and Atmospheric Acidification. Various studies have estimated air emissions for the different carryout bags (single-use plastic, paper or reusable bags) to determine a per bag emissions rate. In order to provide metrics to determine environmental impacts associated with the Proposed Ordinance, reasonable assumptions based upon the best available sources of information have been established and are utilized in this Program EIR. Specific metrics that compare impacts on a per bag basis are available for single-use plastic, single-use paper and low-density polyethylene (LDPE) reusable bags. Air pollutant emissions associated with the manufacturing and transportation of one single-use paper bag result in 1.9 times the impact on atmospheric acidification as air pollutant emissions associated with one single-use plastic bag. Similarly, on a per bag basis, a reusable carryout bag that is made of LDPE plastic would result in 3 times the atmospheric acidification compared to a single-use plastic bag if the LDPE bag is only used one time. In addition, on a per bag basis, a single-use paper bag has 1.3 times the impact on ground level ozone formation of a single-use plastic bag. Finally, a reusable carryout bag that is made of LDPE plastic and only used one time would result in 1.4 times the ground level ozone formation of a single-use plastic bag (Stephen L. Joseph, 2010; Ecobilan, 2004; FRIDGE, 2002; and Green Cities California MEA, 2010, City of Santa Monica Single-use Carryout Bag Ordinance Final EIR, January 2011).

The above statistics use the LDPE carryout bag as a representation of reusable bags in evaluating air quality impacts. There is no known available Life Cycle Assessment that evaluates all types of reusable bags (canvas, cotton, calico, etc.) with respect to potential air pollutant emissions. However, the emissions from all types of reusable bags are lower than single-use plastic and paper carryout bags because reusable bags are usually used at least one year, or 52<sup>1</sup> uses. Thus, the air pollutant emissions from these bags are expected to be comparable to the LPDE bag or lower.

Table 4.1-3 lists the emissions contributing to ground level ozone and atmospheric acidification using the per-bag impact rates discussed above and the estimated number of existing single-use paper and plastic bags used in the Study Area. As shown in Table 4.1-3, the manufacturing and transportation of single-use plastic bags currently used in the Study Area each year generates an estimated 12,717 kilograms (kg) of emissions associated with ground level ozone and 599,378 kg of emissions associated with atmospheric acidification.

---

<sup>1</sup> This represents a conservative estimate. According to the March 2010 *MEA on Single-use and Reusable Bags*, reusable bags may be used 100 times or more.



**Table 4.1-3  
 Current Emissions from Ground Level Ozone and  
 Atmospheric Acidification (AA) from Carryout Bags  
 In the Study Area<sup>1</sup>**

Bag Type	# of Bags Used per Year	Ozone Emission Rate per Bag*	Ozone Emissions (kg) per 1,000 bags**	Ozone Emissions per year (kg)	AA Emission Rate per Bag*	AA Emissions (kg) per 1,000 bags***	AA Emissions per year (kg)
Single-use Plastic	552,931,362	1.0	0.023	12,717.42	1.0	1.084	599,377.6
<b>Total</b>				<b>12,717</b>	<b>Total</b>		<b>599,378</b>

Source:

\* Impact rate per bag as stated in Stephen L. Joseph, 2010; Ecobilan, 2004; FRIDGE, 2002; and Green Cities California MEA, 2010; Santa Monica Single-use Carryout Bag Ordinance Final EIR, January 2011.

\*\* Emissions per 1,000 bags from Ecobilan, 2004; Santa Monica Single-use Carryout Bag Ordinance Final EIR, January 2011.

\*\*\* Emissions per 1,000 bags from FRIDGE, 2002 and Green Cities California MEA, 2010; Santa Monica Single-use Carryout Bag Ordinance Final EIR, January 2011.

<sup>1</sup> See Appendix B for listing of emissions by each participating municipality.

**f. Regulations applicable to Manufacturing Facilities.**

EPA Title V Permit. Title V is a federal program designed to standardize air quality permits and the permitting process for major sources of emissions across the country. The name "Title V" comes from Title V of the 1990 federal Clean Air Act Amendments, which requires the EPA to establish a national, operating permit program. Accordingly, EPA adopted regulations [Title 40 of the Code of Federal Regulations, Chapter 1, Part 70 (Part 70)], which require states and local permitting authorities to develop and submit a federally enforceable operating permit programs for EPA approval. Title V only applies to "major sources." EPA defines a major source as a facility that emits, or has the potential to emit (PTE) any criteria pollutant or hazardous air pollutant (HAP) at levels equal to or greater than the Major Source Thresholds (MST). The MST for criteria pollutants may vary depending on the attainment status (e.g. marginal, serious, extreme) of the geographic area and the Criteria Pollutant or HAP in which the facility is located (EPA Title V, December 2008). Carryout bag manufacturing facilities that emit any criteria pollutant or HAP at levels equal to or greater than the MST of the local air quality management district would need to obtain, and maintain compliance with, a Title V permit.

Local Air Quality Management District Equipment Permits. Manufacturing facilities may also be required to obtain permits from the local air quality management district. A local air quality management district permit is a written authorization to build, install, alter, replace, or operate equipment that emits or controls the emission of air contaminants, such as NO<sub>x</sub>, CO, PM<sub>10</sub>, oxides of sulfur (SO<sub>x</sub>), or toxics. Permits ensure that emission controls meet the need for the local region to make steady progress toward achieving and maintaining federal and state air quality standards.



The BAAQMD, the local air quality management district serving the Study Area, requires operators that plan to build, install, alter, replace, or operate any equipment that emits or controls the emission of air contaminants to apply for, obtain and maintain equipment permits. Equipment permits ensure operators make steady progress toward achieving and maintaining federal and state air quality standards (as shown in Table 4.1-1). Permits also ensure proper operation of control devices, establish recordkeeping and reporting mechanisms, limit toxic emissions, and control dust or odors. In addition, the BAAQMD routinely inspects operating facilities to verify that equipment operates in compliance with BAAQMD rules and regulations.

#### Regulations applicable to Delivery Trucks.

*On-Road Heavy-Duty Diesel Vehicles (In-Use) Regulation.* On December 12, 2008, the ARB approved a new regulation to reduce emissions from existing on-road diesel vehicles operating in California. The regulation requires affected trucks and buses to meet performance requirements. Heavier trucks were required to be retrofitted with PM filters beginning January 1, 2012, and older trucks must be replaced starting January 1, 2015. By January 1, 2023 all vehicles must have a 2010 model year engine or equivalent. The regulation is intended to reduce emissions of diesel PM, oxides of nitrogen and other criteria pollutants (ARB "Truck and Bus Regulation, Updated March 22, 2012). All trucks making deliveries of carryout bags in California will be required to adhere to this regulation.

*Diesel-Fueled Commercial Motor Vehicle Idling Limit.* The regulation applies to diesel-fueled commercial motor vehicles that operate in the State of California with gross vehicular weight ratings of greater than 10,000 pounds that are or must be licensed for operation on highways. The in-use truck requirements require operators of both in-state and out-of-state registered sleeper berth equipped trucks to manually shut down their engines when idling more than five minutes at any location within California beginning in 2008 (ARB "Heavy-Duty Vehicle Idling Emission Reduction Program", updated March 2009). The purpose of this airborne toxic control measure is to reduce public exposure to diesel particulate matter and other air contaminants by limiting the idling of diesel-fueled commercial motor vehicles. All trucks making deliveries in the Study Area are required to comply with the no-idling requirements.

### 4.1.2 Impact Analysis

**a. Methodology and Significance Thresholds.** The proposed Single Use Bag Ban Ordinance does not include any physical development or construction related activities; therefore, the analysis focuses on emissions related to carryout bag manufacturing processes and truck trips associated with delivering carryout bags to Study Area retailers. Operational emissions associated with truck trips to deliver carryout bags to Study Area retailers were calculated using the using the URBEMIS 2007 v. 9.2.4 computer program (Rimpo and Associates, 2007). The estimate of operational emissions by URBEMIS includes truck trips (assumed to be heavy trucks - 33,000 to 60,000 pounds) and utilizes trip generation rates based on the increase in truck trips resulting from implementation of the Proposed Ordinance.

According the County of San Mateo CEQA Checklist, The Proposed Ordinance would create a significant air quality impact if it would:



1. *Generate pollutants (hydrocarbon, thermal odor, dust or smoke particulates, radiation, etc.) that will violate existing standards of air quality on-site or in the surrounding area; and/or*
2. *Involve the burning of any material, including brush, trees and construction materials.*

The Initial Study (see Appendix A) concluded that only the first criteria could be applicable to the project potentially resulting in a significant impact, while the Proposed Ordinance would result in no impact with respect to burning of any material. Hence, only the first criteria is addressed in this section.

On March 5, 2012 the Alameda County Superior Court issued a judgment finding that the BAAQMD had failed to comply with CEQA when it adopted the thresholds contained in the BAAQMD's 2010 CEQA Guidelines (BAAQMD Homepage, accessed May 2012). As such, lead agencies need to determine appropriate air quality thresholds of significance based on substantial evidence in the record. Lead agencies may rely on the BAAQMD's CEQA Guidelines (updated May 2011) for assistance in calculating air pollution emissions, obtaining information regarding the health impacts of air pollutants, and identifying potential mitigation measures. However, the BAAQMD has been ordered to set aside the thresholds and is no longer recommending that these thresholds be used as a general measure of a project's significant air quality impacts. Lead agencies may continue to rely on the Air District's 1999 Thresholds of Significance and to make determinations regarding the significance of an individual project's air quality impacts based on substantial evidence in the record for that project.

For this Program EIR, the County of San Mateo has determined that the BAAQMD's significance thresholds in the updated May 2011 CEQA Guidelines for project operations within the San Francisco Bay Area Air Basin are the most appropriate thresholds for use to determine air quality impacts of the Proposed Ordinance. First, these thresholds have been utilized in another County of San Mateo CEQA document (e.g., Clos De La Tech Winery Project EIR, 2010). In addition, these thresholds are lower than the 1999 BAAQMD thresholds, and thus use of the thresholds in the May 2011 CEQA Guidelines is more conservative. Therefore, these thresholds are considered reasonable for use in this Program EIR. The Proposed Ordinance would result in a significant impact if emissions would exceed any of the following thresholds:

- *54 pounds per day of ROG*
- *54 pounds per day of NO<sub>x</sub>*
- *82 pounds per day of PM<sub>10</sub>*
- *54 pounds per day of PM<sub>2.5</sub>*

#### **b. Project Impacts and Mitigation Measures.**

**Impact AQ-1**      **With a shift toward reusable bags, the Proposed Ordinance is expected to substantially reduce the number of single-use carryout bags, thereby reducing the total number of bags manufactured and the overall air pollutant emissions associated with bag manufacture, transportation and use.**



**Therefore, air quality impacts related to alteration of processing activities would be Class IV, beneficial.**

The intent of the Proposed Ordinance is to reduce the number of single-use plastic bags in trash loads, reduce the environmental impacts related to single-use plastic carryout bags, deter the use of paper bags, and promote the use of reusable bags by retail customers. The Proposed Ordinance would reduce the number of single-use carryout bags that are manufactured and used in the Study Area and increase the number of recycled paper and reusable bags manufactured and used in the Study Area compared to existing conditions.

As described in the *Setting*, on a per bag basis emissions associated with single-use paper bag production and transportation is equivalent to 1.9 times the impact on atmospheric acidification as the production and transportation of a single-use plastic bag. On a per bag basis, the production and transportation of a reusable carryout bag that is made of LDPE plastic results in three times the atmospheric acidification of the production and transportation of a single-use plastic bag. Reusable bags may be made of various materials other than LDPE, including cloths such as cotton or canvas. However, because LDPE reusable bags are one of the most common types of reusable bags and are of similar durability and weight (approximately 50 to 200 grams) as other types of reusable bags, this Program EIR utilizes the best available information regarding specific metrics on a per bag basis to disclose environmental impacts associated with the Proposed Ordinance. However, the emissions from all types of reusable bags are lower than single-use plastic and paper carryout bags because reusable bags are usually used at least one year, or 52<sup>2</sup> uses. Thus, the air pollutant emissions from the production and transportation of these bags are expected to be comparable to the LPDE bag or lower (Santa Clara County Single-Use Carryout Bag Initial Study, October 2010). Similarly, on a per bag basis, the production and transportation of a single-use paper bag has 1.3 times the impact on ground level ozone formation compared to the production and transportation of a single-use plastic bag and the production and transportation of a reusable carryout bag that is made of LDPE plastic would result in 1.4 times the ground level ozone formation compared to the production and transportation of a single-use plastic bag (Stephen L. Joseph, 2010; FRIDGE, 2002; and Green Cities California MEA, 2010).

A reusable bag results in greater impacts to ground level ozone formation and atmospheric acidification than a single-use plastic bag on a per bag production and transportation basis; however, unlike single-use plastic bags, reusable carryout bags are intended to be used multiple times (estimated to be at least 52 uses).<sup>3</sup> Therefore, fewer total carryout bags would need to be manufactured as a shift toward the use of reusable bags occurs. As described in Section 2.0, *Project Description*, retail establishments making paper carryout bags available would be required to sell recycled paper carryout bags that are made with a minimum 40% post-consumer recycled content to customers for \$0.10 per bag (\$0.25 per bag on or after January 1, 2015). This mandatory charge would create a disincentive to customers to request single-use paper bags when shopping at regulated stores and is intended to promote a shift toward the use of reusable bags by consumers in the Study Area.

---

<sup>2</sup> This represents a conservative estimate. According to the March 2010 *MEA on Single-use and Reusable Bags*, reusable bags may be used 100 times or more.

<sup>3</sup> For the purposes of this analysis, it is assumed that reusable bags would be used once per week for a year, or 52 times, before being replaced.



This analysis assumes that as a result of the Proposed Ordinance 95% of the volume of plastic bags currently used in the Study Area (552,931,362 plastic bags per year) would be replaced by recycled paper bags (approximately 30%) and reusable bags (approximately 65%), as shown in Table 4.1-4. It is assumed that 5% of the existing single-use plastic bags used in the Study Area would remain in use since the Proposed Ordinance does not apply to some retailers who distribute single-use plastic bags (e.g., restaurants) and these retailers would continue to distribute single-use plastic bags after the Proposed Ordinance is implemented. Thus, for this analysis, it is assumed that 27,646,568 plastic bags would continue to be used annually within the Study Area after implementation of the Proposed Ordinance. It is also assumed that approximately 165,879,409 paper bags would replace approximately 30% of the plastic bags currently used in Study Area. This 1:1 replacement ratio is considered conservative, because the volume of a single-use paper carryout bag (20.48 liters) is generally equal to approximately 150% of the volume of a single-use plastic bag (14 liters), such that fewer paper bags would ultimately be needed to carry the same number of items.

**Table 4.1-4  
Existing Plastic Bag Replacement Assumptions  
in the Study Area**

<b>Type of Bag</b>	<b>Replacement Assumption</b>	<b>Bags used Post-Ordinance</b>	<b>Explanation</b>
Single-use Plastic	5% (remaining)	27,646,568	Because the Proposed Ordinance does not apply to all retailers (e.g. restaurants), some single-use plastic bags would remain in circulation.
Single-use Paper	30% <sup>1</sup>	165,879,409	Although the volume of a single-use paper carryout bag is generally 150% of the volume of a single-use plastic bag, such that fewer paper bags would be needed to carry the same number of items, it is conservatively assumed that paper would replace plastic at a 1:1 ratio.
Reusable	65% <sup>1</sup>	6,911,642	Although a reusable bag is designed to be used up to hundreds of times (Green Cities California MEA, 2010; Santa Monica Single-Use Carryout Bag Ordinance Final EIR, 2011), it is conservatively assumed that a reusable bag would be used by a customer once per week for one year, or 52 times.
<b>Total</b>		<b>200,437,619</b>	

<sup>1</sup> Rates utilized in the City of San Jose Final EIR, SCH # 2009102095, October 2010. See Appendix F for full Bag Reductions for each individual municipality.

In order to estimate the number of reusable carryout bags that would replace 359,405,485 plastic bags (65% of the existing number of plastic bags used annually in the Study Area), it is assumed that a reusable carryout bag would be used by a customer once per week for one year (52 times). This is a conservative estimate as a reusable bag, as required by the Proposed Ordinance, must have the capability of being used 125 times (see Appendix D for complete Draft Ordinance). Based on the estimate of 52 uses, 359,405,485 single-use plastic bags that would be removed as a result of the Proposed Ordinance would be replaced by 6,911,642 reusable bags. This amounts to about six reusable bags per person per year based on a Study Area population



of 1,041,302. This analysis assumes that as a result of the Proposed Ordinance the approximately 552 million single-use plastic carryout bags currently used in the Study Area annually would be reduced to approximately 200 million total bags as a result of the Proposed Ordinance.

It should be noted that no known manufacturing facilities of carryout bags are located within San Mateo or Santa Clara Counties and thus likely occur outside the the San Francisco Bay Area Air Basin. Nevertheless, for a conservative estimate, emissions associated with both manufacturing and transportation of carryout bags to retailers within the Study Area is estimated in this Program EIR. Table 4.1-5 estimates post-ordinance air pollutant emissions from bag manufacturing and transportation that contribute to the development of ground level ozone and atmospheric acidification. As shown, the increased use of reusable carryout bags in the Study Area would reduce emissions that contribute to ground level ozone by approximately 6,884 kg per year (a 54% decrease) and would reduce emissions that contribute to atmospheric acidification by approximately 205,220 kg per year (a 34% decrease).

**Table 4.1-5  
 Estimated Emissions that Contribute to Ground Level Ozone and  
 Atmospheric Acidification (AA) from Carryout Bags in Study Area<sup>1</sup>**

<b>Bag Type</b>	<b># of Bags Used per Year*</b>	<b>Ozone Emission Rate per Bag**</b>	<b>Ozone Emissions (kg) per 1,000 bags***</b>	<b>Ozone Emissions per year (kg)</b>	<b>AA Emission Rate per Bag**</b>	<b>AA Emissions (kg) per 1,000 bags****</b>	<b>AA Emissions per year (kg)</b>
Single-use Plastic	27,646,568	1.0	0.023	<b>636</b>	1.0	1.084	<b>29,969</b>
Single-use Paper	165,879,409	1.3	0.03	<b>4,976</b>	1.9	2.06	<b>341,712</b>
Reusable	6,911,642	1.4	0.032	<b>221</b>	3.0	3.252	<b>22,477</b>
<b>Total</b>				<b>5,833</b>	<b>Total</b>		<b>394,158</b>
<b>Existing</b>				<b>12,717</b>	<b>Existing</b>		<b>599,378</b>
<b>Net Change (Total minus Existing)</b>				<b>(6,884)</b>	<b>Net Change</b>		<b>(205,220)</b>

Source:

\* Refer to Table 4.1-4.

\*\*Impact rate per bag as stated in Stephen L. Joseph, 2009; Ecobilan, 2004; FRIDGE, 2002; and Green Cities California MEA, 2010; Santa Monica Single-use Carryout Bag Ordinance Final EIR, January 2011.

\*\*\* Emissions per 1,000 bags from Ecobilan, 2004; Santa Monica Single-use Carryout Bag Ordinance Final EIR, January 2011.

\*\*\*\* Emissions per 1,000 bags from FRIDGE, 2002 and Green Cities California MEA, 2010; Santa Monica Single-use Carryout Bag Ordinance Final EIR, January 2011.

<sup>1</sup> See Appendix B for emissions for each individual municipality





As discussed in the *Setting*, air pollutant emissions from manufacturing facilities are regulated under the Clean Air Act and would be subject to requirements by the local air quality management district (the BAAQMD). Both paper bag manufacturing facilities and reusable carryout bag manufacturing facilities that emit any criteria pollutant or hazardous air pollutant (HAP) at levels equal to or greater than the Major Source Thresholds (MST) of the local air quality management district would need to obtain and maintain compliance with a Title V permit. Adherence to permit requirements would ensure that a manufacturing facility would not violate any air quality standard. Manufacturing facilities would also be required to obtain equipment permits for emission sources through the local air quality management district which ensures that equipment is operated and maintained in a manner that limits air emissions in the region. Compliance with applicable regulations would ensure that manufacturing facilities would not generate emissions conflicting with or obstructing implementation of the applicable air quality plan, violate any air quality standard or contribute substantially to an existing or projected air quality violation or result in a cumulatively considerable net increase of any criteria pollutant.

As described above, the Proposed Ordinance would reduce emissions associated with ozone and atmospheric acidification. Therefore, the Proposed Ordinance would have a beneficial effect in this regard.

**Mitigation Measures.** Mitigation is not necessary as impacts would be beneficial.

**Significance After Mitigation.** The impact would be beneficial without mitigation.

**Impact AQ-2** **With an expected increase in the use of recyclable paper bags, the Proposed Ordinance would generate air pollutant emissions associated with an incremental increase in truck trips to deliver recycled paper and reusable carryout bags to local retailers. However, emissions would not exceed BAAQMD operational significance thresholds. Therefore, operational air quality impacts would be Class III, less than significant.**

Post Ordinance, long-term would include those emissions associated with truck trips to deliver carryout bags (recycled paper and reusable) from manufacturing facilities or distributors to the Study Area retailers. The URBEMIS computer program was used to calculate mobile emissions resulting from the number of trips generated by the Proposed Ordinance. Trip generation rates were taken from the traffic analysis contained in the *Transportation* section of the Initial Study (see Appendix A), which estimates that the change in truck traffic as a result of the Proposed Ordinance would be a net increase of 1.57 truck trips per day. Mobile emissions associated with such truck trips are summarized in Table 4.1-6.



**Table 4.1-6  
Operational Emissions Associated with Truck Delivery Trips  
Generated by the Proposed Ordinance**

Emission Source	Emissions (lbs/day)			
	ROG	NO <sub>x</sub>	PM <sub>10</sub>	PM <sub>2.5</sub>
Mobile Emissions (Truck Traffic)	0.02	0.23	0.03	0.01
<b>Total Emissions</b>	<b>0.02</b>	<b>0.23</b>	<b>0.03</b>	<b>0.01</b>
<i>BAAQMD Thresholds</i>	<i>54</i>	<i>54</i>	<i>82</i>	<i>54</i>
<b>Threshold Exceeded?</b>	<b>No</b>	<b>No</b>	<b>No</b>	<b>No</b>

*Source: URBEMIS version 9.2.4 calculations for Truck Trips. See Appendix B for calculations*

As indicated in Table 4.1-6, daily ROG emissions are estimated at 0.02 pounds, daily NO<sub>x</sub> emissions are estimated at approximately 0.23 pounds, daily PM<sub>10</sub> emissions would be approximately 0.03 pounds, and daily PM<sub>2.5</sub> emissions would be approximately 0.01 pounds. The incremental increases in ROG, NO<sub>x</sub>, PM<sub>10</sub>, and PM<sub>2.5</sub> emissions associated with the truck deliveries would be substantially less than the BAAQMD thresholds of 54 pounds per day of ROG, NO<sub>x</sub>, or PM<sub>2.5</sub>, and 82 pounds per day of PM<sub>10</sub>. Moreover, the increase in truck trips to deliver recyclable paper and reusable bags would be at least partially offset by a reduction in trips to deliver single use plastic bags. Nevertheless, because long-term emissions would not exceed BAAQMD thresholds, impacts would not be significant.

**Mitigation Measures.** Operational emissions associated with the increase in truck traffic as a result of the Proposed Ordinance would not exceed BAAQMD thresholds. Therefore, mitigation is not required.

**Significance after Mitigation.** Impacts would be less than significant without mitigation.

**c. Cumulative Impacts.** Adopted and pending carryout bag ordinances, as described in Table 3-1 in Section 3.0, *Environmental Setting*, would continue to reduce the amount of single-use carryout bags, and promote a shift toward reusable carryout bags. Similar to the Proposed Ordinance, such ordinances would be expected to generally reduce the overall number of bags manufactured and associated air pollutant emissions, while existing and future manufacturing facilities would continue to be subject to federal and state air pollution regulations (see the *Setting* for discussion of applicable regulations). Similar to the Proposed Ordinance, other adopted and pending ordinances would also be expected to incrementally change the number of truck trips associated with carryout bag delivery and associated emissions. Ten other agencies in San Francisco Bay Area region (City of Millbrae, City of Fairfax, County of Santa Clara, City of San Jose, City of Sunnyvale, County of Santa Cruz, Marin County, City of San Francisco, Alameda County, and the City of Palo Alto) have either adopted or are considering such ordinances. However, based on the incremental increase in air pollutant emissions



associated with the Proposed Ordinance (increase of  $\frac{1}{4}$  pound per day or less of each criteria pollutant), the other ordinances are not expected to generate a cumulative increase in emissions that would exceed BAAQMD thresholds or adversely affect regional air quality. Moreover, the increase in truck trips to deliver reusable bags would be at least partially offset by a reduction in trips to deliver single use plastic bags. Therefore, cumulative air quality impacts would not be significant.



## 4.2 BIOLOGICAL RESOURCES

This section analyzes the Proposed Ordinance's impacts to biological resources. Both direct impacts associated with the Proposed Ordinance and indirect impacts to off-site biological resources are addressed.

### 4.2.1 Setting

#### a. Terrestrial Habitat.

The Proposed Ordinance would apply to the unincorporated areas of San Mateo County, as well as 18 participating municipalities within the County and 6 participating municipalities in Santa Clara County. The County of San Mateo is bounded to the west by the Pacific Ocean and to the east by the San Francisco Bay. There are 34 separate watersheds in the County, of which 22 drain into the Pacific Ocean and 12 drain into San Francisco Bay (County of San Mateo General Plan, November 1986). Encompassing more than 1,300 square miles in the southern portion of the San Francisco Bay Area, Santa Clara County is geomorphologically diverse and includes the Santa Clara Valley, the Santa Cruz Mountains, the mountains of the Diablo Range, and the Baylands.

The Study Area is home to an abundance of vegetative types, with a diverse number of plant species. The vegetative types found in the Study Area can be categorized as coastal shoreline, coastal marine, salt marsh, freshwater marsh, coastal scrub, chaparral, grassland, woodland-savanna, mixed evergreen forest, coniferous forest, and streambank vegetation (County of San Mateo General Plan, November 1986; County of Santa Clara General Plan, 1994). Fish, wildlife and vegetative habitats, dependent on water resources in the Study Area include:

- Open waters, mud flats, tidelands, and salt ponds in the San Francisco Bay
- Various Bayland habitats
- Coastal water habitats such as reefs, channels and tide pools which extend seaward from the intertidal zone to San Mateo County's three-mile oceanic limit
- Freshwater streams
- Freshwater lakes, reservoirs and ponds
- Riparian drainages and freshwater habitats

#### b. Special Status Species.

Fish and wildlife resources are numerous and diverse due to the wide variety of habitats contained in San Mateo County including drainages, the Pacific Ocean and San Francisco Bay. Similarly, Santa Clara County contains many distinct types of habitat, supporting a variety of plant and animal species, some of which are threatened or endangered by extinction (County of Santa Clara General Plan, December 1994). Several special status plant and animal species are known to occur within the marine and nearshore environment throughout San Mateo and Santa Clara Counties and have the potential to occur if suitable habitat is present. These include western pond turtle (*Actinemys marmorata*), western snowy plover (*Charadrius alexandrinus*), salt marsh harvest mouse (*Reithrodontomys raviventris*), steelhead (*Oncorhynchus mykiss irideus*), alkali milk-vetch (*Astragalus tener*), and California seablite (*Suaeda californica*). Furthermore,



Northern Coastal Salt Marsh, a sensitive natural community, has been documented along the shore of San Francisco Bay.

While the coastal and marine habitats of the Pacific Ocean and San Francisco Bay have been altered due to human disturbance, a number of additional sensitive species have the potential to occur in these environments. Sensitive species that may inhabit the coastal and marine environment are listed in Table 4.2-1 on the following page. The locations of special-status species and natural communities documented in the Study Area, as listed on the California Natural Diversity Database (CNDDDB), are mapped on Figures 4.2-1a and 4.2-1b.

**c. Carryout Bags and Biological Resources.** Carryout bags can affect biological resources as a result of litter that enters the storm drain system and ultimately coastal and marine environments.

Single-use plastic carryout bags enter the biological environment primarily as litter. This can adversely affect terrestrial animal species, and marine species that ingest the plastic bags (or the residue of plastic bags) or become tangled in the bag (Green Cities California MEA, 2010). Based on the data collected for the Ocean Conservancy's Report from September 2009 Ocean Conservancy's International Coastal Cleanup Day, approximately 11% of total debris items collected were plastic bags (Ocean Conservancy, April 2010). Over 260 species of wildlife, including invertebrates, turtles, fish, seabirds and mammals, have been reported to ingest or become entangled in plastic debris. Ingestion or entanglement may result in impaired movement and feeding, reduced productivity, lacerations, ulcers, and death (Laist, 1997; Derraik and Gregory, 2009). Ingested plastic bags affect wildlife by clogging animal throats and causing choking, filling animal stomachs so that they cannot consume real food, and infecting animals with toxins from the plastic (Green Cities California MEA, 2010). In addition to affecting wildlife through physical entanglement and ingestion, plastic debris in the marine environment has been known to absorb and transport polychlorinated biphenyls (PCBs), phthalates, and certain classes of persistent organic pollutants (POPs) (Mato, Y., Isobe, T., Takada, H., et al., 2001; and, Moore, C.J.; Lattin, G.L., A.F. Zellers., 2005).

Single-use paper carryout bags are also released into the environment as litter. However, they generally have less impact on wildlife because they are not as resistant to breakdown as is plastic; therefore, they are less likely to cause entanglement. In addition, although not a healthy food source, if single-use paper bags are ingested, they can be chewed effectively and may be digested by many animals.

Reusable bags can also be released into the environment as litter. However, because of the weight and sturdiness of these bags, reusable bags are less likely to be littered or carried from landfills by wind as litter compared to single-use plastic and paper bags (Green Cities California MEA, 2010). In addition, since reusable bags can be used up to 52 times, reusable bags would be disposed of less often than single-use carryout bags. As such, reusable bags are less likely to enter the marine environment as litter, when compared to single-use plastic or paper bags.



**Table 4.2-1  
 Coastal/Marine Special-Status Species**

<b>Scientific Name</b>	<b>Common Name</b>	<b>Current Federal/State Status</b>
<b>Reptiles</b>		
<i>Masticophis lateralis euryxanthus</i>	Alameda whipsnake	FT/ST
<i>Chelonia mydas</i>	Green sea turtle	FT
<i>Dermochelys coriacea</i>	Leatherback sea turtle	FE
<i>Lepidochelys olivacea</i>	Olive Ridley sea turtle	FT
<i>Emys marmorata</i>	Western pond turtle	-/SSC
<i>Thamnophis sirtalis tetrataenia</i>	San Francisco garter snake	FE/SE
<b>Amphibians</b>		
<i>Rana draytonii</i>	California red-legged frog	FT/SCC
<i>Ambystoma californiense</i>	California tiger salamander	FT
<b>Birds</b>		
<i>Asio otus</i>	Long-eared owl	-/SSC
<i>Charadrius alexandrinus nivosus</i>	Western Snowy plover	FT/SSC
<i>Sternula antillarum browni</i>	California least tern	FE/SE
<i>Athene cunicularia</i>	Burrowing owl	-/SSC
<i>Pelecanus occidentalis californicus</i>	Brown pelican	FE/delisted
<i>Brachyramphus marmoratus</i>	Marbled murrelet	FT
<i>Rallus longirostris obsoletus</i>	California clapper rail	FE
<b>Fish</b>		
<i>Oncorhynchus kisutch</i>	Coho salmon	FE/SE
<i>Oncorhynchus mykiss irideus</i>	Steelhead	FT/-
<b>Mammals</b>		
<i>Eumetopias jubatus</i>	Stellar sea-lion	FT/MMPA
<i>Arctocephalus townsendi</i>	Guadalupe fur seal	FT/MMPA
<i>Enhydra lutris nereis</i>	Southern Sea otter	FT/MMPA
<i>Balaenoptera musculus</i>	Blue whale	FE/MMPA
<i>Balaenoptera physalus</i>	Finback whale	FE/MMPA



**Table 4.2-1  
 Coastal/Marine Special-Status Species**

Scientific Name	Common Name	Current Federal/State Status
<i>Eubalaena glacialis</i>	Right whale	FE/MMPA
<i>Balaenoptera borealis</i>	Sei whale	FE/MMPA
<i>Physeter catodon</i>	Sperm whale	FE/MMPA

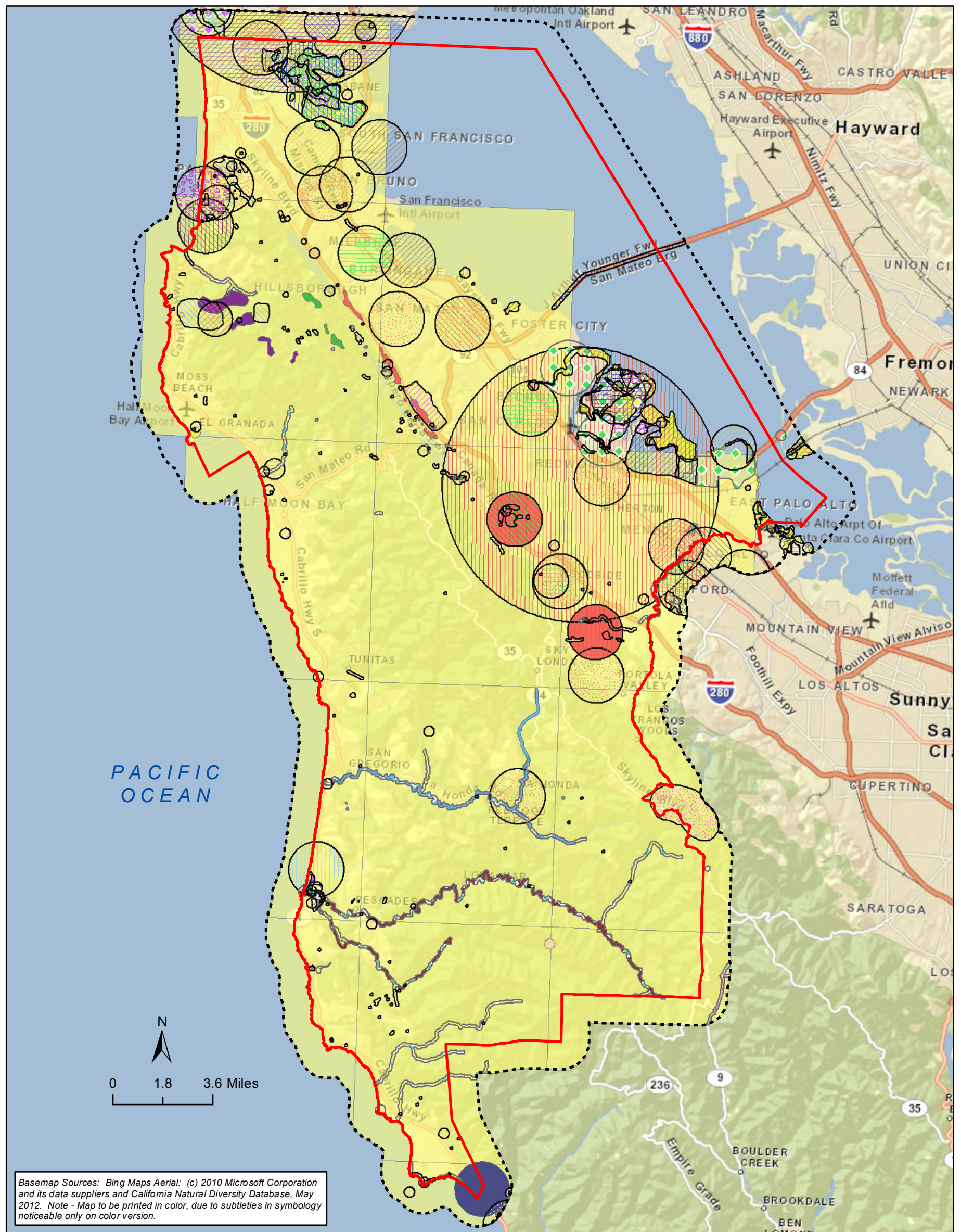
*FT = Federally Threatened*  
*SSC = California Species of Special Concern*  
*FE = Federally Endangered*  
*SE = California Endangered*  
*ST = California Threatened*  
*MMPA = Protected by the Marine Mammal Protection Act*  
 - = no status but included in Rarefind database as deserving of concern

**d. Regulatory Setting.** Regulatory authority over biological resources is shared by federal, state, and local authorities under a variety of statutes and guidelines. Primary authority for general biological resources lies within the land use control and planning authority of local jurisdictions. The California Department of Fish and Game (CDFG) is a trustee agency for biological resources throughout the state under CEQA and also has direct jurisdiction under the California Fish and Game Code (CFGC). Under the State and Federal Endangered Species Acts, the CDFG and the U.S. Fish and Wildlife Service (USFWS) also have direct regulatory authority over species formally listed as Threatened or Endangered. The U.S. Department of Army Corps of Engineers (USACE) has regulatory authority over specific biological resources, namely wetlands and waters of the United States, under Section 404 of the federal Clean Water Act (CWA). The USACE also has jurisdiction over rivers and harbors through Section 10 of the CWA. Waters of the State fall under the jurisdiction of the CDFG through the CFGC and the Regional Water Quality Control Board (RWQCB) through Section 401 of the CWA. The RWQCB also has jurisdiction over isolated waters and wetlands through the Porter-Cologne Water Quality Control Act.

Plants or animals have “special-status” due to declining populations, vulnerability to habitat change, or restricted distributions. Special-status species are classified in a variety of ways, both formally (e.g. State or Federally Threatened and Endangered Species) and informally (“Special Animals”). The USFWS and the National Marine Fisheries Service (NMFS) share responsibility for implementation of the federal Endangered Species Act, with the USFWS focused on terrestrial and freshwater species and the NMFS focused on marine species. The USFWS is also responsible for regulation of bird species listed under the Migratory Bird Treaty Act (MBTA) (16 United States Code [USC] Section 703-711) and the Bald and Golden Eagle Protection Act (16 USC Section 668).

The CDFG protects a wide variety of special status species through the CFGC. Under the CFGC, species may be formally listed and protected as Threatened or Endangered through the California Endangered Species Act (Fish and Game Code Section 2050 *et seq.*). The CFGC also protects Fully Protected species, California Species of Special Concern (CSC), all native bird species (Fish and Game Code sections 3503, 3503.5, and 3511), and rare plants under the Native Plant Protection Act (Fish and Game Code Section 1900 *et seq.*).





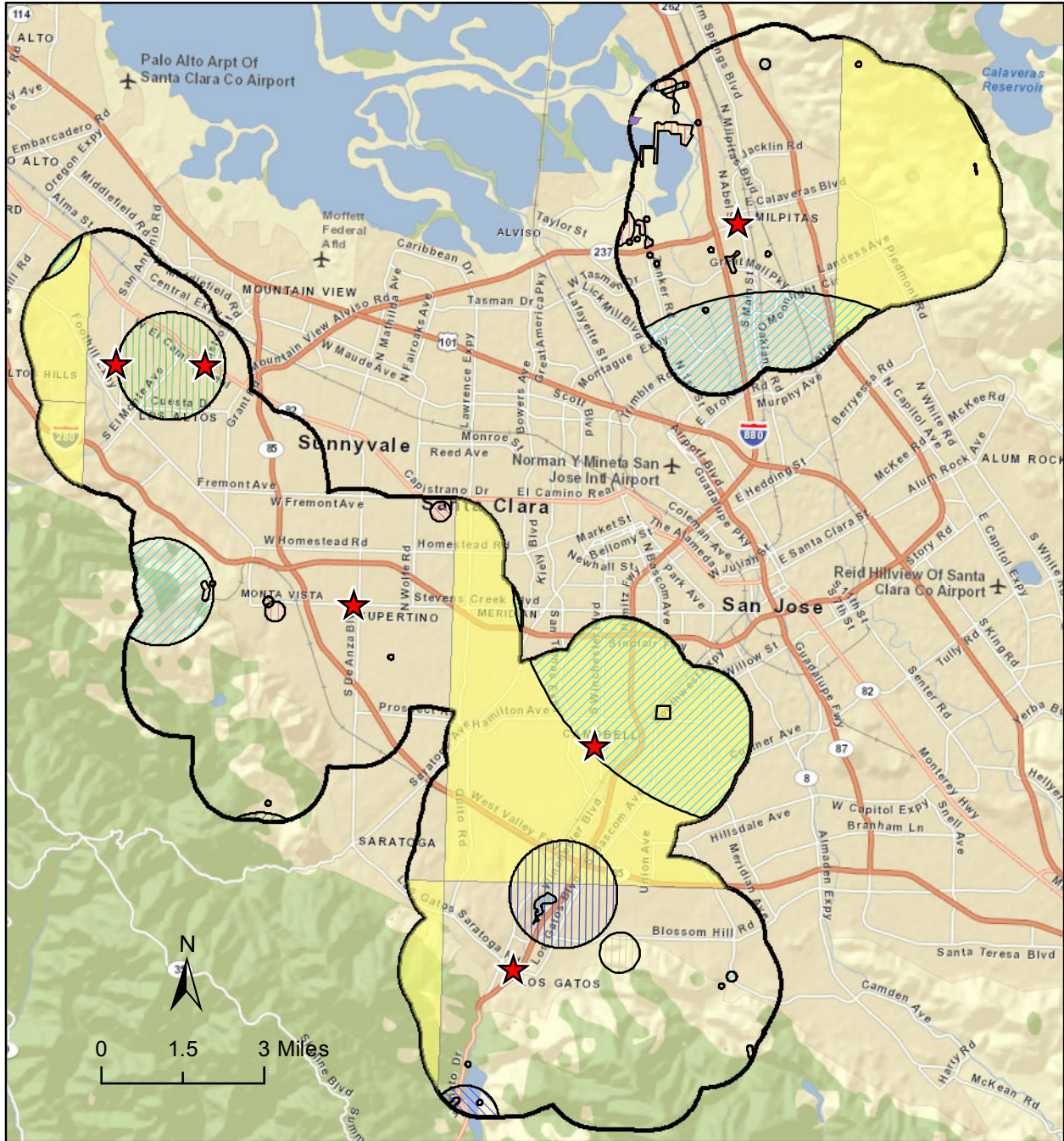
Basemap Sources: Bing Maps Aerial; (c) 2010 Microsoft Corporation and its data suppliers and California Natural Diversity Database, May 2012. Note - Map to be printed in color, due to subtleties in symbology noticeable only on color version.

- |   |  |
|---|--|
| <ul style="list-style-type: none"> <li>--- One-Mile Radius</li> <li>--- San Mateo County Boundary</li> </ul> <p><b>Animals</b></p> <ul style="list-style-type: none"> <li>▨ A leaf-cutter bee</li> <li>▨ Alameda song sparrow</li> <li>▨ American badger</li> <li>▨ Bay checkerspot butterfly</li> <li>▨ California black rail</li> <li>▨ California clapper rail</li> <li>▨ California least tern</li> <li>▨ California red-legged frog</li> <li>▨ California tiger salamander</li> <li>▨ Edgewood Park micro-blind harvestman</li> <li>▨ Edgewood blind harvestman</li> <li>▨ Leech's skyline diving beetle</li> <li>▨ Mission blue butterfly</li> <li>▨ Myrtle's silverspot</li> <li>▨ Ricksecker's water scavenger beetle</li> <li>▨ San Bruno elfin butterfly</li> <li>▨ San Francisco dusky-footed woodrat</li> <li>▨ San Francisco forktail damselfly</li> <li>▨ Santa Cruz kangaroo rat</li> <li>▨ Stage's dufourine bee</li> <li>▨ Steller (=northern) sea-lion</li> <li>▨ Tomales isopod</li> <li>▨ bank swallow</li> <li>▨ big free-tailed bat</li> <li>▨ black swift</li> <li>▨ bumblebee scarab beetle</li> <li>▨ burrowing owl</li> <li>▨ callippe silverspot butterfly</li> <li>▨ coho salmon - central California coast ESU</li> <li>▨ double-crested cormorant</li> <li>▨ foothill yellow-legged frog</li> <li>▨ fringed myotis</li> <li>▨ great blue heron</li> <li>▨ hardhead</li> <li>▨ hoary bat</li> <li>▨ incredible harvestman</li> <li>▨ long-eared owl</li> <li>▨ merlin</li> <li>▨ mimic tryonia (=California brackishwater snail)</li> <li>▨ monarch butterfly</li> <li>▨ northern harrier</li> <li>▨ pallid bat</li> <li>▨ salt-marsh harvest mouse</li> <li>▨ salt-marsh wandering shrew</li> <li>▨ saltmarsh common yellowthroat</li> <li>▨ sandy beach tiger beetle</li> <li>▨ short-eared owl</li> <li>▨ snowy egret</li> <li>▨ steelhead - central California coast DPS</li> <li>▨ tidewater goby</li> <li>▨ unsilvered fritillary</li> <li>▨ western pond turtle</li> <li>▨ western snowy plover</li> <li>▨ white-tailed kite</li> </ul> | <p><b>Natural Communities</b></p> <ul style="list-style-type: none"> <li>▨ Coastal Brackish Marsh</li> <li>▨ Monterey Pine Forest</li> <li>▨ N. Central Coast Calif. Roach/Stickleback/Steelhead Stream</li> <li>▨ North Central Coast Drainage Sacramento Sucker/Roach River</li> <li>▨ North Central Coast Short-Run Coho Stream</li> <li>▨ North Central Coast Steelhead/Sculpin Stream</li> <li>▨ Northern Coastal Salt Marsh</li> <li>▨ Northern Interior Cypress Forest</li> <li>▨ Northern Maritime Chaparral</li> <li>▨ Sacramento-San Joaquin Coastal Lagoon</li> <li>▨ Serpentine Bunchgrass</li> <li>▨ Valley Needlegrass Grassland</li> <li>▨ Valley Oak Woodland</li> </ul> <p>CNDDB Suppressed Records in these quads- American peregrine falcon, monarch butterfly, San Francisco garter snake, and Townsend's big-eared bat. Call DFG to get the specific location of these sensitive species.</p> |
|---|--|

Sensitive Animals and Natural Communities  
 Reported by the California Natural Diversity Database

Figure 4.2-1





Basemap Sources: Bing Maps Aerial; (c) 2010 Microsoft Corporation and its data suppliers and California Natural Diversity Database, May 2012. Note - Map to be printed in color, due to subtleties in symbology noticeable only on color version.

- |   |                                 |                               |   |
|---|---------------------------------|-------------------------------|---|
| ★ Participating Santa Clara County City | California tiger salamander     | great blue heron              | CNDDB Suppressed Records in these quads - Alameda whipsnake, American peregrine falcon, and San Francisco garter snake. Call DFG to get the specific location of these sensitive species. |
| One-Mile Radius                         | Cooper's hawk                   | hoary bat                     |   |
| <b>Animals</b>                          | Santa Cruz kangaroo rat         | pallid bat                    |   |
| An isopod                               | Yuma myotis                     | salt-marsh harvest mouse      |   |
| Berkeley kangaroo rat                   | Zayante band-winged grasshopper | saltmarsh common yellowthroat |   |
| California red-legged frog              | burrowing owl                   | western pond turtle           |   |
|   | foothill yellow-legged frog     | white-tailed kite             |   |
|   | golden eagle                    | <b>Natural Community</b>      |   |
|   |                                 | Northern Coastal Salt Marsh   |   |

Sensitive Animals and Natural Communities  
 Reported by  
 the California Natural Diversity Database

Figure 4.2-2

#### 4.2.2 Impact Analysis

**a. Methodology and Significance Thresholds.** Chapter 1, Section 21001(c) of CEQA states that it is the policy of the state of California to: “Prevent the elimination of fish and wildlife species due to man’s activities, ensure that fish and wildlife populations do not drop below self-perpetuating levels, and preserve for future generations representations of all plant and animal communities.” Environmental impacts relative to biological resources may be assessed using impact significance criteria encompassing checklist questions from the *CEQA Guidelines* and federal, state, and local plans, regulations, and ordinances. Project impacts to flora and fauna may be determined to be significant even if they do not directly affect rare, threatened, or endangered species.

The Proposed Ordinance would create a significant impact to biological resources if it would:

1. *Affect federal or state listed rare or endangered species of plant life in the project area*
2. *Involve cutting of heritage or significant trees as defined in the County Heritage Tree and Significant Tree Ordinance*
3. *Be adjacent to or include a habitat food source, water source, nesting place or breeding place for a federal or state listed rare or endangered wildlife species*
4. *Significantly affect fish, wildlife, reptiles, or plant life*
5. *Be located inside or within 200 feet of a marine or wildlife reserve*
6. *Infringe on any sensitive habitats*
7. *Involve clearing of land that is 5,000 sq. ft. or greater (1,000 sq. ft. within a County Scenic Corridor), that has slopes greater than 20% or that is in a sensitive habitat or buffer zone*

The Initial Study (see Appendix A) concluded that the third, fourth and sixth criteria could potentially result in a significant impact, while the Proposed Ordinance would result in no impact with respect to the first, second, fifth, and seventh criteria. Hence, the third, fourth and sixth criteria (direct and indirect impacts to sensitive species and/or their habitat) are addressed in Impact BIO-1.

#### **b. Project Impacts and Mitigation Measures.**

**Impact BIO-1** **Although the Proposed Ordinance would incrementally increase the number of recycled paper and reusable bags within the Study Area, the reduction in the amount of single-use plastic bags would be expected to reduce the overall amount of litter entering the coastal and bay habitat, thus reducing litter-related impacts to sensitive wildlife species and sensitive habitats. This is a Class IV, beneficial, effect.**

The Proposed Ordinance would not include any physical activities that would result in direct biological impacts. The Proposed Ordinance would regulate the use of paper and plastic single-use carryout bags within the Study Area, which includes unincorporated San Mateo County and 24 cities in San Mateo and Santa Clara Counties (see the Project Location list in Section 2.0, *Project Description*). The intent of the Proposed Ordinance is to reduce the environmental impacts related to the use of single-use plastic bags, and to promote a shift toward the use of reusable bags. It is anticipated that by prohibiting single-use plastic carryout bags and



requiring a mandatory charge for each paper bag distributed by retailers, the Proposed Ordinance would provide a disincentive to customers to request paper bags when shopping at regulated stores and promote a shift to the use of reusable bags by retail customers, while reducing the number of single-use plastic and paper bags within the Study Area.

All carryout bags, including single-use plastic, paper, and reusable bags, have the potential to affect coastal habitats, such as the San Francisco Bay and Pacific Ocean, when improper disposal of bags occurs. These bags can become litter that enters the storm drain system and ultimately enters into coastal and marine environments. As described in the *Setting*, litter that enters coastal habitats can adversely affect sensitive species that inhabit coastal and marine environments, including sea turtles, seals, whales, otters, or bird species as a result of ingestion or entanglement. However, each type of carryout bag's potential to become litter varies and is based on the number of bags disposed of as well as the bag's weight and material.

As described in Section 2.0, *Project Description*, typical single-use plastic carryout bags are made from petroleum or bio-based plastic (typically made of thin, lightweight high density polyethylene (HDPE)), are less than 2.25 mils (0.00225 inches) thick, and weigh approximately five to nine grams. Post-use from a retail store, a customer may reuse a single-use plastic bag at home, but eventually the bags are disposed of in the landfill, recycling facility, or discarded as litter. Although some recycling facilities handle plastic bags, most reject them because they can get caught in the machinery and cause malfunctioning, or are contaminated after use. Only about 5% of the plastic bags in California are currently recycled (US EPA, 2005; Green Cities California MEA, 2010; and Boustead, 2007). The majority of single-use plastic bags end in a landfill or as litter. Even those collected by recycling and solid waste trucks and handled at transfer stations and landfills may blow away as litter due to their light weight (Green Cities California MEA, 2010). Single-use plastic bags that become litter can enter storm drains and watersheds from surface water runoff or may be blown directly into the ocean or bay by the wind.

As described in the *Setting*, when single-use plastic bags enter coastal habitats marine species can ingest them (or the residue of plastic bags) or may become entangled in the bag (Green Cities California MEA, 2010). Ingestion or entanglement in single-use plastic bags can result in choking, reduced productivity, lacerations, ulcers, and death to sensitive species in the marine environment, including sea turtles, seals, whales, otters, or bird species.

Single-use paper carryout bags also have the potential to enter the marine environment as litter. Paper grocery bags are typically produced from kraft paper and weigh anywhere from 50 to 100 grams, depending on whether or not the bag includes handles (AEA Technology, 2009). A paper bag weighs substantially more (by approximately 40 to 90 grams) than single-use plastic bags. Because of their weight and recyclability, single-use paper bags are less likely to become litter compared to single-use plastic bags (Green Cities California MEA, 2010). In addition, because single-use paper bags are not as resistant to biodegradation, there would be less risk of entanglement if paper bags enter the marine environment compared to single-use plastic bags. In addition, although not a healthy food source, if ingested, a single-use paper bag can be chewed effectively and may be digested by many marine animals (Green Cities California MEA, 2010). Thus, although single-use paper bag litter may enter coastal habitats and affect sensitive species in the marine environment, the impacts would be less than those of single-use plastic bags.



Reusable bags may also become litter and enter the marine environment; however, these bags differ from the single-use bags in their weight and longevity. Reusable bags can be made from plastic or a variety of cloths such as vinyl or cotton. Built to withstand many uses, reusable bags weigh at least ten times what an HDPE plastic bag weighs and two times what a paper bag weighs, therefore restricting the movement by wind (ExcelPlas Australia, 2004; City of Pasadena, 2008). Reusable bags are typically reused until worn out through washing or multiple uses, and then typically disposed either in the landfill or recycling facility. Because of the weight and sturdiness of these bags, reusable bags are less likely to become litter or to be carried from landfills by wind compared to single-use plastic and paper bags (Green Cities California MEA, 2010). In addition, since reusable bags can be used 100 times or more (Green Cities California MEA, 2010), they would be disposed of less often than single-use carryout bags. As such, reusable bags are less likely to enter the marine environment as litter and would generally be expected to result in fewer impacts to sensitive species than single-use plastic or paper carryout bags.

The Proposed Ordinance would reduce plastic bag usage by approximately 95% compared to existing conditions (from approximately 552 million to approximately 27 million bags annually), and would reduce total bag use by approximately 64% (to approximately 200 million plastic, single-use paper, and reusable bags). This reduction in bags would be expected to generally reduce litter-related impacts to sensitive species. Therefore sensitive species such as sea turtles, mammals, and bird species would benefit from the Proposed Ordinance, which would reduce the amount of litter which could enter the marine environment. Impacts would be beneficial.

**Mitigation Measures.** As the impact would be beneficial, no mitigation is required.

**Significance After Mitigation.** Impacts to sensitive species as a result of the proposed ordinance would be beneficial without mitigation.

**c. Cumulative Impacts.** Adopted and pending carryout bag ordinances, as described in Table 3-1 in Section 3.0, *Environmental Setting*, would continue to reduce the amount of single-use carryout bags, and promote a shift toward reusable carryout bags. This shift would generally have beneficial effects with respect to sensitive biological resources. Ten other agencies in the San Francisco Bay Area region (City of Millbrae, City of Fairfax, County of Santa Clara, City of San Jose, City of Sunnyvale, County of Santa Cruz, Marin County, City of San Francisco, Alameda County, and the City of Palo Alto) have either adopted or are considering such ordinances. Similar to the Proposed Ordinance, these other adopted and pending ordinances could incrementally reduce the number of plastic bags entering the environment, including San Francisco Bay, as litter. These other ordinances would be expected to have similar beneficial effects. Therefore, there would be no significant adverse cumulative impacts to biological resources.

## 4.3 GREENHOUSE GAS EMISSIONS

This section analyzes the Proposed Ordinance's impacts related to climate change. The analysis focuses on manufacturing, transportation and disposal of carryout bags as these are the largest contributors to greenhouse gas emissions.

### 4.3.1 Setting

**a. Climate Change and Greenhouse Gases.** Climate change is the observed increase in the average temperature of the Earth's atmosphere and oceans along with other substantial changes in climate (such as wind patterns, precipitation, and storms) over an extended period of time. The term "climate change" is often used interchangeably with the term "global warming," but "climate change" is preferred to "global warming" because it helps convey that there are other changes in addition to rising temperatures. The baseline against which these changes are measured originates in historical records identifying temperature changes that have occurred in the past, such as during previous ice ages. The global climate is continuously changing, as evidenced by repeated episodes of substantial warming and cooling documented in the geologic record. The rate of change has typically been incremental, with warming or cooling trends occurring over the course of thousands of years. The past 10,000 years have been marked by a period of incremental warming, as glaciers have steadily retreated across the globe. However, scientists have observed acceleration in the rate of warming during the past 150 years. Per the United Nations Intergovernmental Panel on Climate Change (IPCC, 2007), the understanding of anthropogenic warming and cooling influences on climate has led to a high confidence (90% or greater chance) that the global average net effect of human activities since 1750 has been one of warming. The prevailing scientific opinion on climate change is that most of the observed increase in global average temperatures, since the mid-20th century, is likely due to the observed increase in anthropogenic GHG concentrations (IPCC, 2007).

Gases that absorb and re-emit infrared radiation in the atmosphere are called greenhouse gases (GHGs). GHGs are present in the atmosphere naturally, are released by natural sources, or are formed from secondary reactions taking place in the atmosphere. The gases that are widely seen as the principal contributors to human-induced climate change include carbon dioxide (CO<sub>2</sub>), methane (CH<sub>4</sub>), nitrous oxides (N<sub>2</sub>O), fluorinated gases such as hydrofluorocarbons (HFCs) and perfluorocarbons (PFCs), and sulfur hexafluoride (SF<sub>6</sub>). Water vapor is excluded from the list of GHGs because it is short-lived in the atmosphere and its atmospheric concentrations are largely determined by natural processes, such as oceanic evaporation.

Of these gases, CO<sub>2</sub> and CH<sub>4</sub> are emitted in the greatest quantities from human activities. Emissions of CO<sub>2</sub> are largely by-products of fossil fuel combustion, whereas CH<sub>4</sub> results from off-gassing associated with agricultural practices and landfills. Man-made GHGs, many of which have greater heat-absorption potential than CO<sub>2</sub>, include fluorinated gases and sulfur hexafluoride (SF<sub>6</sub>) (California Environmental Protection Agency [CalEPA], 2006). Different types of GHGs have varying global warming potentials (GWPs). The GWP of a GHG is the potential of a gas or aerosol to trap heat in the atmosphere over a specified timescale (generally, 100 years). Because GHGs absorb different amounts of heat, a common reference gas (CO<sub>2</sub>) is used to relate the amount of heat absorbed to the amount of the gas emissions, referred to as "carbon dioxide equivalent" (CO<sub>2</sub>E), and is the amount of a GHG emitted multiplied by its GWP. CO<sub>2</sub> has a GWP of one. By



contrast, CH<sub>4</sub> has a GWP of 21, meaning its global warming effect is 21 times greater than carbon dioxide on a molecule per molecule basis (IPCC, 1997).

The accumulation of GHGs in the atmosphere regulates the earth's temperature. Without the natural heat trapping effect of GHG, Earth's surface would be about 34° C cooler (CalEPA, 2006). However, it is believed that emissions from human activities, particularly the consumption of fossil fuels for electricity production and transportation, have elevated the concentration of these gases in the atmosphere beyond the level of naturally occurring concentrations. The following discusses the primary GHGs of concern.

Carbon Dioxide. The global carbon cycle is made up of large carbon flows and reservoirs. Billions of tons of carbon in the form of CO<sub>2</sub> are absorbed by oceans and living biomass (i.e., sinks) and are emitted to the atmosphere annually through natural processes (i.e., sources). When in equilibrium, carbon fluxes among these various reservoirs are roughly balanced (United States Environmental Protection Agency [USEPA], April 2011). CO<sub>2</sub> was the first GHG demonstrated to be increasing in atmospheric concentration, with the first conclusive measurements being made in the last half of the 20<sup>th</sup> Century. Concentrations of CO<sub>2</sub> in the atmosphere have risen approximately 40% since the industrial revolution. The global atmospheric concentration of CO<sub>2</sub> has increased from a pre-industrial value of about 280 parts per million (ppm) to 391 ppm in 2011 (IPCC, 2007; Oceanic and Atmospheric Association [NOAA], 2010). The average annual CO<sub>2</sub> concentration growth rate was larger during the last 10 years (1995–2005 average: 1.9 ppm per year) than it has been since the beginning of continuous direct atmospheric measurements (1960–2005 average: 1.4 ppm per year), although there is year-to-year variability in growth rates (NOAA, 2010). Currently, CO<sub>2</sub> represents an estimated 82.7% of total GHG emissions (Department of Energy [DOE] Energy Information Administration [EIA], December 2008). The largest source of CO<sub>2</sub>, and of overall GHG emissions, is fossil fuel combustion.

Methane. CH<sub>4</sub> is an effective absorber of radiation, though its atmospheric concentration is less than that of CO<sub>2</sub> and its lifetime in the atmosphere is limited to 10 to 12 years. It has a global warming potential (GWP) approximately 21 times that of CO<sub>2</sub>. Over the last 250 years, the concentration of CH<sub>4</sub> in the atmosphere has increased by 148% (IPCC, 2007), although emissions have declined from 1990 levels. Anthropogenic sources of CH<sub>4</sub> include enteric fermentation associated with domestic livestock, landfills, natural gas and petroleum systems, agricultural activities, coal mining, wastewater treatment, stationary and mobile combustion, and certain industrial processes (USEPA, April 2011).

Nitrous Oxide. Concentrations of nitrous oxide (N<sub>2</sub>O) began to rise at the beginning of the industrial revolution and continue to increase at a relatively uniform growth rate (NOAA, 2010). N<sub>2</sub>O is produced by microbial processes in soil and water, including those reactions that occur in fertilizers that contain nitrogen, fossil fuel combustion, and other chemical processes. Use of these fertilizers has increased over the last century. Agricultural soil management and mobile source fossil fuel combustion are the major sources of N<sub>2</sub>O emissions. N<sub>2</sub>O's GWP is approximately 310 times that of CO<sub>2</sub>.

Fluorinated Gases (HFCS, PFCS and SF<sub>6</sub>). Fluorinated gases, such as hydrofluorocarbons (HFCs), perfluorocarbons (PFCs), and SF<sub>6</sub>, are powerful GHGs that are emitted from a variety of industrial processes. Fluorinated gases are used as substitutes for ozone-depleting substances such



as chlorofluorocarbons (CFCs), hydrochlorofluorocarbons (HCFCs), and halons, which have been regulated since the mid-1980s because of their ozone-destroying potential and are phased out under the Montreal Protocol (1987) and Clean Air Act Amendments of 1990. Electrical transmission and distribution systems account for most SF<sub>6</sub> emissions, while PFC emissions result from semiconductor manufacturing and as a by-product of primary aluminum production. Fluorinated gases are typically emitted in smaller quantities than CO<sub>2</sub>, CH<sub>4</sub>, and N<sub>2</sub>O, but these compounds have much higher GWPs. SF<sub>6</sub> is the most potent GHG the IPCC has evaluated.

State Greenhouse Gas Inventory. Worldwide anthropogenic emissions of GHG were approximately 40,000 million metric tons (MMT) CO<sub>2</sub>E in 2004, including ongoing emissions from industrial and agricultural sources, but excluding emissions from land use changes (i.e., deforestation, biomass decay) (IPCC, 2007). CO<sub>2</sub> emissions from fossil fuel use accounts for 56.6% of the total emissions of 49,000 million metric tons CO<sub>2</sub>E (includes land use changes) and all CO<sub>2</sub> emissions are 76.7% of the total. Methane emissions account for 14.3% of GHG and N<sub>2</sub>O emissions account for 7.9% (IPCC, 2007).

Total U.S. GHG emissions were 6,633.2 million metric tons CO<sub>2</sub>E in 2009 (USEPA, April 2011). While total U.S. emissions have increased by 7.3% from 1990 to 2009, emissions decreased from 2008 to 2009 by 427.9 million metric tons CO<sub>2</sub>E, or 6.1% (DOE EIA, Table 12.1, August 2010). This decrease was primarily due to: (1) a decrease in economic output resulting in a decrease in energy consumption across all sectors; and (2) a decrease in the carbon intensity of fuels used to generate electricity due to fuel switching as the price of coal increased, and the price of natural gas decreased substantially. Since 1990, U.S. emissions have increased at an average annual rate of 0.4%. The transportation and industrial end-use sectors accounted for 33% and 26%, respectively, of CO<sub>2</sub> emissions from fossil fuel combustion in 2009. Meanwhile, the residential and commercial end-use sectors accounted for 22% and 19%, respectively, of CO<sub>2</sub> emissions from fossil fuel combustion in 2009 (USEPA, 2011).

Based upon the California Air Resources Board (ARB) *California Greenhouse Gas Inventory for 2000-2008* (<http://www.arb.ca.gov/cc/inventory/data/data.htm>), California produced 478 MMT CO<sub>2</sub>E in 2008. The major source of GHG in California is transportation, contributing 36% of the state's total GHG emissions. Electricity generation is the second largest source, contributing 24% of the state's GHG emissions (ARB, June 2010). California emissions are due in part to its large size and large population compared to other states. Another factor that reduces California's per capita fuel use and GHG emissions, as compared to other states, is its relatively mild climate. ARB has projected statewide unregulated GHG emissions for the year 2020, which represent the emissions that would be expected to occur in the absence of any GHG reduction actions, will be 596 MMT CO<sub>2</sub>E (ARB, 2007).

**b. Effects of Climate Change.** Globally, climate change has the potential to affect numerous environmental resources through potential impacts related to future air temperatures and precipitation patterns. Scientific modeling predicts that continued GHG emissions at or above current rates would induce more extreme climate changes during the 21<sup>st</sup> century than were observed during the 20<sup>th</sup> century. Scientists have projected that the average global surface temperature could rise by 1.0-4.5°F (0.6-2.5°C) in the next 50 years, and the increase may be as high as 2.2-10°F (1.4-5.8°C) in the next century. In addition to these projections, there are



identifiable signs that global warming is currently taking place, including substantial ice loss in the Arctic (IPCC, 2007).

According to the CalEPA's 2010 Climate Action Team Biennial Report, potential impacts of climate change in California may include loss in snow pack, sea level rise, more extreme heat days per year, more high ozone days, more large forest fires, and more drought years (CalEPA, April 2010). Below is a summary of some of the potential effects that could be experienced in California as a result of climate change.

Sea Level Rise. According to *The Impacts of Sea-Level Rise on the California Coast*, prepared by the California Climate Change Center (CCCC) (May 2009), climate change has the potential to induce substantial sea level rise in the coming century. The rising sea level increases the likelihood and risk of flooding. The study identifies a sea level rise on the California coast over the past century of approximately eight inches. Based on the results of various global climate change models, sea level rise is expected to continue. The California Climate Adaptation Strategy (December 2009) estimates a sea level rise of up to 55 inches by the end of this century.

Air Quality. Higher temperatures, which are conducive to air pollution formation, could worsen air quality in California. Climate change may increase the concentration of ground-level ozone, but the magnitude of the effect, and therefore its indirect effects, are uncertain. If higher temperatures are accompanied by drier conditions, the potential for large wildfires could increase, which, in turn, would further worsen air quality. However, if higher temperatures are accompanied by wetter, rather than drier conditions, the rains would tend to temporarily clear the air of particulate pollution and reduce the incidence of large wildfires, thereby ameliorating the pollution associated with wildfires. Additionally, severe heat accompanied by drier conditions and poor air quality could increase the number of heat-related deaths, illnesses, and asthma attacks throughout the state (CEC March, 2009).

Water Supply. Analysis of paleoclimatic data (such as tree-ring reconstructions of stream flow and precipitation) indicates a history of naturally and widely varying hydrologic conditions in California and the west, including a pattern of recurring and extended droughts. Uncertainty remains with respect to the overall impact of climate change on future water supplies in California. However, the average early spring snowpack in the Sierra Nevada decreased by about 10 percent during the last century, a loss of 1.5 million acre-feet of snowpack storage. During the same period, sea level rose eight inches along California's coast. California's temperature has risen 1°F, mostly at night and during the winter, with higher elevations experiencing the highest increase. Many Southern California cities have experienced their lowest recorded annual precipitation twice within the past decade. In a span of only two years, Los Angeles experienced both its driest and wettest years on record (California Department of Water Resources [DWR], 2008; CCCC, May 2009).

This uncertainty complicates the analysis of future water demand, especially where the relationship between climate change and its potential effect on water demand is not well understood. The Sierra snowpack provides the majority of California's water supply by accumulating snow during our wet winters and releasing it slowly when we need it during our dry springs and summers. Based upon historical data and modeling DWR projects that the Sierra snowpack will experience a 25 to 40 percent reduction from its historic average by 2050.





Climate change is also anticipated to bring warmer storms that result in less snowfall at lower elevations, reducing the total snowpack (DWR, 2008).

Hydrology. As discussed above, climate change could potentially affect: the amount of snowfall, rainfall, and snow pack; the intensity and frequency of storms; flood hydrographs (flash floods, rain or snow events, coincidental high tide and high runoff events); sea level rise and coastal flooding; coastal erosion; and the potential for salt water intrusion. Sea level rise may be a product of climate change through two main processes: expansion of sea water as the oceans warm and melting of ice over land. A rise in sea levels could result in coastal flooding and erosion and could jeopardize California's water supply due to salt water intrusion. Increased storm intensity and frequency could affect the ability of flood-control facilities, including levees, to handle storm events.

Agriculture. California has a \$30 billion agricultural industry that produces half of the country's fruits and vegetables. Higher CO<sub>2</sub> levels can stimulate plant production and increase plant water-use efficiency. However, if temperatures rise and drier conditions prevail, water demand could increase; crop-yield could be threatened by a less reliable water supply; and greater air pollution could render plants more susceptible to pest and disease outbreaks. In addition, temperature increases could change the time of year certain crops, such as wine grapes, bloom or ripen, and thereby affect their quality (CCCC, 2006).

Ecosystems and Wildlife. Climate change and the potential resulting changes in weather patterns could have ecological effects on a global and local scale. Increasing concentrations of GHGs are likely to accelerate the rate of climate change. Scientists project that the average global surface temperature could rise by 1.0-4.5°F (0.6-2.5°C) in the next 50 years, and 2.2-10°F (1.4-5.8°C) in the next century, with substantial regional variation. Soil moisture is likely to decline in many regions, and intense rainstorms are likely to become more frequent. Sea level could rise as much as two feet along most of the U.S. coast. Rising temperatures could have four major impacts on plants and animals: (1) timing of ecological events; (2) geographic range; (3) species' composition within communities; and (4) ecosystem processes, such as carbon cycling and storage (Parmesan, 2004; Parmesan, C. and H. Galbraith, 2004).

While the above-mentioned potential impacts identify the possible effects of climate change at a global and potentially statewide level, in general scientific modeling tools are currently unable to predict what impacts would occur locally with a similar degree of accuracy. In general, regional and local predictions are made based on downscaling statewide models (CEC, March 2009).

**c. Greenhouse Gas Emissions from Carryout Bags.** Carryout bags have the potential to contribute to the generation of GHGs either through emissions associated with manufacturing process, truck trips delivering carryout bags to retailers or through disposal during landfill degradation. Each is summarized below.

Manufacturing Process. The manufacturing process to make carryout bags requires fuel and energy consumption. This GHG emissions, including CO<sub>2</sub>, CH<sub>4</sub>, N<sub>2</sub>O<sub>x</sub>, fluorinated gases, and ozone. In addition, fertilizers that are used on crops for resources such as cotton or pulp, which are then utilized in the manufacture of carryout bags, also have the potential to emit N<sub>2</sub>O<sub>x</sub>. The



amount of GHG emissions varies depending on the type and quantity of carryout bags produced. Compared to truck trips and disposal, the manufacturing process is the largest emitter of GHGs due to the high volume of fuel and energy consumption that is used during the process.

Truck Trips. Delivery trucks that transport carryout bags from manufacturers or distributors to Study Area local retailers also create GHG emissions. GHG emissions from truck trips result primarily from the combustion of fossil fuels and include CO<sub>2</sub>, CH<sub>4</sub>, and N<sub>2</sub>O. As discussed in the *Transportation* section of the Initial Study (see Appendix A), based on a baseline Study Area population of 1,041,302 persons in 2012 and a statewide estimate of approximately 531 plastic bags used per person per year, retail customers in the Study Area currently use an estimated 552,931,362 plastic bags per year. Assuming 2,080,000 plastic bags per truck load (City of Santa Monica Single-use Carryout Bag Ordinance Final EIR, January 2011; refer to Appendix A), this number of plastic bags would require approximately 266 truck trips per year (an average of about 0.7 trips per day) to deliver these single-use plastic bags in the Study Area.

Disposal/Degradation. Once disposed of by customers, carryout bags that are not recycled are deposited to a landfill where they are left to decompose and degrade. Depending on the type and materials used, a carryout bag will degrade at various rates. When carryout bag materials degrade in anaerobic conditions at a landfill, CH<sub>4</sub> is emitted. This contributes to climate change (Green Cities California MEA, 2010).

GHG Emission Rates per Bag. Various studies have estimated GHG emissions for the different carryout bags (single-use plastic, paper or reusable bags) to determine a per bag GHG emissions rate. The Boustead Report (2007) compared single-use plastic and paper carryout bags and assumed that one paper bag could carry the same quantity of groceries as 1.5 plastic bags. Based on the Boustead Report (2007), 1,500 single-use plastic bags would generate 0.04 metric tons of Carbon Dioxide Equivalent (CO<sub>2</sub>E) as a result of manufacturing, transport, and disposal. Based on the Scottish Report (AEA Technology, 2005), GHG emissions associated with the manufacture, use, and disposal of a single-use paper bag are 3.3 times greater than the emissions generated by the manufacture, use and disposal of a single-use plastic bag. Thus, based on the single-use plastic bag GHG emissions rate of 0.04 metric tons CO<sub>2</sub>E per 1,500 from the Boustead Report, single-use paper bags would emit 0.132 metric tons CO<sub>2</sub>E per 1,000 bags (0.04 x 3.3=0.132). If only used once, the manufacture, use and disposal of a reusable LDPE carryout bag results in 2.6 times the GHG emissions of a single-use HDPE plastic bag (AEA Technology, 2005). Therefore, reusable LDPE carryout bags would emit 0.104 metric tons CO<sub>2</sub>E per 1,000 bags (if used only once) (Stephen L. Joseph, 2010; AEA Technology, 2005; Ecobilan, 2004; Green Cities California MEA, 2010; and, City of Santa Monica Single-use Carryout Bag Ordinance Final EIR, January 2011).

If used 20 times, a reusable LDPE carryout bag results in 10% the GHG emissions of a single-use HDPE plastic bag (AEA Technology, 2005). The analysis uses the above LDPE carryout bag as a representation of reusable bags in evaluating greenhouse gas impacts. There is no known available Life Cycle Assessment that evaluates all types of reusable bags (canvas, cotton, calico, etc.) with respect to potential GHG emissions. However, given the high rate of reuse by all



types of reusable bags (100 times or more<sup>1</sup>), the GHG emissions associated with these bags, are expected to be comparable to an LPDE bag or lower.

Table 4.3-1 lists the current GHG emissions associated with the manufacture, transport, and disposal of single-use plastic bags in the Study Area using the per bag GHG emissions rates discussed above and the estimated number of carryout bags currently used. As discussed in Section 2.0, *Project Description*, based on a baseline population estimate of approximately 1,041,302 persons in 2012 and a statewide estimate of approximately 531 plastic bags used per person per year, retail customers in the Study Area currently use an estimated 552,931,362 single-use plastic bags per year. As shown in Table 4.3-1, overall GHG emissions associated with Study Area single-use plastic bag use are 14,745 metric tons CO<sub>2</sub>E per year, or approximately 0.014 metric tons CO<sub>2</sub>E per person.

**Table 4.3-1  
 Existing Greenhouse Gas Emissions  
 from Single-Use Plastic Bags in the Study Area**

<b>Bag Type</b>	<b>Existing Number of Bags Used per Year</b>	<b>GHG Impact Rate per Bag</b>	<b>CO<sub>2</sub>e (metric tons)</b>	<b>CO<sub>2</sub>e per year (metric tons)</b>	<b>CO<sub>2</sub>e per Person<sup>3</sup></b>
Single-use Plastic	552,931,362	1.0	0.04 per 1,500 bags**	14,745	0.014
<b>Total</b>				<b>14,745</b>	<b>0.014</b>

CO<sub>2</sub>E = Carbon Dioxide Equivalent units

Source:

\*\* Based on Boustead Report, 2007; Santa Monica Single-use Carryout Bag Ordinance Final EIR, January 2011.

\*\*\*Based on AEA Technology "Scottish Report, 2005; Santa Monica Single-use Carryout Bag Ordinance Final EIR, January 2011.

<sup>3</sup> Emissions per person are divided by the current Study Area population – 1,041,302 (California Department of Finance, May 2012)

**d. Regulatory Setting.** The following regulations address both climate change and GHG emissions.

International and Federal Regulations. The United States is, and has been, a participant in the United Nations Framework Convention on Climate Change (UNFCCC) since it was produced by the United Nations in 1992. The objective of the treaty is "stabilization of greenhouse gas concentrations in the atmosphere at a level that would prevent dangerous anthropogenic interference with the climate system." This is generally understood to be achieved by stabilizing global GHG concentrations between 350 and 400 ppm, in order to limit the global average temperature increases between 2 and 2.4°C above pre-industrial levels (IPCC 2007). The UNFCCC itself does not set limits on GHG emissions for individual countries or

<sup>1</sup> Green Cities California. March 2010. *Master Environmental Assessment on Single-use and Reusable Bags*. Prepared by ICF International.



enforcement mechanisms. Instead, the treaty provides for updates, called “protocols,” that would identify mandatory emissions limits.

Five years later, the UNFCCC brought nations together again to draft the *Kyoto Protocol* (1997). The Protocol established commitments for industrialized nations to reduce their collective emissions of six GHGs (carbon dioxide, methane, nitrous oxide, sulfur hexafluoride, hydrofluorocarbons, and perfluorocarbons) to 5.2% below 1990 levels by 2012. The United States is a signatory of the Protocol, but Congress has not ratified it and the United States has not bound itself to the Protocol’s commitments (UNFCCC, 2007).

The United States is currently using a voluntary and incentive-based approach toward emissions reductions in lieu of the Kyoto Protocol’s mandatory framework. The Climate Change Technology Program (CCTP) is a multi-agency research and development coordination effort (led by the Secretaries of Energy and Commerce) that is charged with carrying out the President’s National Climate Change Technology Initiative (USEPA, December 2007).

The voluntary approach to address climate change and GHG emissions may be changing. The United States Supreme Court in *Massachusetts et al. v. Environmental Protection Agency et al.* ([2007] 549 U.S. 05-1120) held that the United States Environmental Protection Agency (EPA) has the authority to regulate motor-vehicle GHG emissions under the federal Clean Air Act.

California Regulations. Assembly Bill (AB) 1493 (2002), referred to as “Pavley,” requires ARB to develop and adopt regulations to achieve “the maximum feasible and cost-effective reduction of GHG emissions from motor vehicles.” On June 30, 2009, EPA granted the waiver of Clean Air Act preemption to California for its greenhouse gas emission standards for motor vehicles beginning with the 2009 model year. Pavley I took effect for model years starting in 2009 to 2016 and Pavley II, which is now referred to as “LEV (Low Emission Vehicle) III GHG” will cover 2017 to 2025. Fleet average emission standards would achieve a 22% reduction by 2012 and a 30% reduction by 2016.

In 2005, Governor Schwarzenegger issued Executive Order S-3-05, establishing statewide GHG emissions reduction targets. Executive Order (EO) S-3-05 provides that by 2010, emissions shall be reduced to 2000 levels; by 2020, emissions shall be reduced to 1990 levels; and by 2050, emissions shall be reduced to 80% of 1990 levels (CalEPA, 2006). In response to EO S-3-05, CalEPA created the Climate Action Team (CAT), which in March 2006 published the Climate Action Team Report (the “2006 CAT Report”) (CalEPA, 2006). The 2006 CAT Report identifies a recommended list of strategies that the state could pursue to reduce GHG emissions. These are strategies that could be implemented by various state agencies to ensure that the emission reduction targets in EO S-3-05 are met and can be met with existing authority of the state agencies. The strategies include the reduction of passenger and light duty truck emissions, the reduction of idling times for diesel trucks, an overhaul of shipping technology/infrastructure, increased use of alternative fuels, increased recycling, and landfill methane capture, etc.

California’s major initiative for reducing GHG emissions is outlined in Assembly Bill 32 (AB 32), the “California Global Warming Solutions Act of 2006,” signed into law in 2006. AB 32 codifies the Statewide goal of reducing GHG emissions to 1990 levels by 2020 (essentially a 15% reduction below 2005 emission levels; the same requirement as under S-3-05), and requires ARB to



prepare a Scoping Plan that outlines the main State strategies for reducing GHGs to meet the 2020 deadline. In addition, AB 32 requires ARB to adopt regulations to require reporting and verification of statewide GHG emissions.

After completing a comprehensive review and update process, the ARB approved a 1990 statewide GHG level and 2020 limit of 427 MMT CO<sub>2</sub>E. The Scoping Plan was approved by ARB on December 11, 2008, and includes measures to address GHG emission reduction strategies related to energy efficiency, water use, and recycling and solid waste, among other measures. The Scoping Plan includes a range of GHG reduction actions that may include direct regulations, alternative compliance mechanisms, monetary and non-monetary incentives, voluntary actions, and market-based mechanisms.

Executive Order S-01-07 was enacted on January 18, 2007. The order mandates that a Low Carbon Fuel Standard (“LCFS”) for transportation fuels be established for California to reduce the carbon intensity of California’s transportation fuels by at least 10% by 2020.

Senate Bill (SB) 97, signed in August 2007, acknowledges that climate change is an environmental issue that requires analysis in CEQA documents. In March 2010, the California Resources Agency (Resources Agency) adopted amendments to the *CEQA Guidelines* for the feasible mitigation of GHG emissions or the effects of GHG emissions. The adopted guidelines give lead agencies the discretion to set quantitative or qualitative thresholds for the assessment and mitigation of GHGs and climate change impacts.

SB 375, signed in August 2008, enhances the State’s ability to reach AB 32 goals by directing ARB to develop regional GHG emission reduction targets to be achieved from vehicles for 2020 and 2035. SB 375 directs each of the state’s 18 major Metropolitan Planning Organizations (MPOs) to prepare a “sustainable communities strategy” (SCS) that contains a growth strategy to meet these emission targets for inclusion in the Regional Transportation Plan (RTP). On September 23, 2010, ARB adopted final regional targets for reducing GHG emissions from 2005 levels by 2020 and 2035. The Bay Area’s SCS is currently under development titled “Plan Bay Area”, which is due for adoption in April 2013. Consistent with the ARB’s regional targets, the Bay Area is required to reduce emissions by 7 percent by 2020 and by 15 percent by 2035.

ARB Resolution 07-54 establishes 25,000 metric tons of GHG emissions as the threshold for identifying the largest stationary emission sources in California for purposes of requiring the annual reporting of emissions. This threshold is just over 0.005% of California’s total 2004 GHG emissions inventory.

In April 2011, Governor Brown signed SB 2X requiring California to generate 33% of its electricity from renewable energy by 2020.

For more information on the Senate and Assembly bills, Executive Orders, and reports discussed above, and to view reports and research referenced above, please refer to the following websites: [www.climatechange.ca.gov](http://www.climatechange.ca.gov) and <http://www.arb.ca.gov/cc/cc.htm>.

Local Regulations and CEQA Requirements. Pursuant to the requirements of SB 97, the Resources Agency has adopted amendments to the *CEQA Guidelines* for the feasible mitigation of



GHG emissions or the effects of GHG emissions. The adopted *CEQA Guidelines* provide general regulatory guidance on the analysis and mitigation of GHG emissions in CEQA documents, but contain no suggested thresholds of significance for GHG emissions. Instead, they give lead agencies the discretion to set quantitative or qualitative thresholds for the assessment and mitigation of GHGs and climate change impacts. The general approach to developing a threshold of significance for GHG emissions is to identify the emissions level for which a project would not be expected to substantially conflict with existing California legislation adopted to reduce statewide GHG emissions needed to move the state towards climate stabilization. If a project would generate GHG emissions above the threshold level, its contribution to cumulative impacts would be considered significant.

To date, the Bay Area Air Quality Management District (BAAQMD), the South Coast Air Quality Management District (SCAQMD), and the San Joaquin Air Pollution Control District (SJVAPCD) have adopted quantitative significance thresholds for GHGs. As noted in Section 4.1, *Air Quality*, on March 5, 2012 the Alameda County Superior Court issued a judgment finding that the BAAQMD had failed to comply with CEQA when it adopted the air quality and greenhouse gas emissions thresholds contained in the BAAQMD's CEQA Guidelines (Updated May 2011). The court did not determine whether the thresholds were valid on the merits, but found that the adoption of the thresholds was a project under CEQA and therefore determined that the BAAQMD was required to do CEQA analysis on the thresholds. In light of the court's order, lead agencies will need to determine appropriate air quality and GHG thresholds of significance based on substantial evidence in the record.

In the absence of other local GHG thresholds of significance, for this analysis, the Proposed Ordinance is evaluated based on a project-based threshold of 4.6 metric tons CO<sub>2</sub>e per service population (defined to include both residents and employees) per year. The County of San Mateo does not recommend adoption of that threshold for any other purpose at this time, but it is used for this analysis for the following reasons. First, the 4.6 metric tons CO<sub>2</sub>e per service population threshold was adopted by the BAAQMD as a quantitative GHG emissions threshold for project-level analysis (BAAQMD, "California Environmental Quality Act: Air Quality Guidelines" (June 2010)). This threshold has been utilized in certified CEQA documents for similar bag ordinances, including in the City of Sunnyvale (FEIR, SCH #2011062032, December 2011) which is also located in the BAAQMD and the City of Huntington Beach (Draft EIR, SCH #2011111053, February 2012) located in the SCAQMD.

Second, the BAAQMD derived the recommended "efficiency" metric from statewide compliance with AB 32. Other air pollution control districts have also recommended a similar "Efficiency Threshold". For example, the San Luis Obispo County Air Pollution Control District recommends a 4.8 metric tons per person per year Efficiency Threshold (SLO APCD, Greenhouse Gas Thresholds and Supporting Evidence, March 2012). Staff at the South Coast Air Quality Management District (SCAQMD) has proposed a project-level threshold of 4.8 metric tons CO<sub>2</sub>e per service population (defined to include both residents and employees) per year for use in the South Coast region (SCAQMD, "Proposed Tier 4 Performance Standards: Option #3: SCAQMD Efficiency Target", September 2010 and personal communication Ian MacMillan, Program Supervisor - CEQA Intergovernmental Review, SCAQMD on December 29, 2011).



Based on the above, the 4.6 metric tons per person per year threshold was considered most reasonable for use in this Program EIR analysis.

### **4.3.2 Impact Analysis**

**a. Methodology and Significance Thresholds.** Pursuant to the requirements of SB 97, the Resources Agency adopted amendments to the *CEQA Guidelines* for the feasible mitigation of GHG emissions or the effects of GHG emissions in March 2010. These guidelines are used in evaluating the cumulative significance of GHG emissions from the proposed project. According to the adopted *CEQA Guidelines*, impacts related to GHG emissions would be significant if the Proposed Ordinance would:

- *Generate greenhouse gas emissions, either directly or indirectly, that may have a significant impact on the environment; and/or*
- *Conflict with an applicable plan, policy or regulation adopted for the purpose of reducing the emissions of greenhouse gases.*

The vast majority of individual projects do not generate sufficient GHG emissions to create a project-specific impact through a direct influence to climate change; therefore, the issue of climate change typically involves an analysis of whether a project's contribution towards an impact is cumulatively considerable. "Cumulatively considerable" means that the incremental effects of an individual project are significant when viewed in connection with the effects of past projects, other current projects, and probable future projects (CEQA Guidelines, Section 15355).

For future projects, the significance of GHG emissions may be evaluated based on locally adopted quantitative thresholds, or consistency with a regional GHG reduction plan (such as a Climate Action Plan). Although the County of San Mateo is in the process of developing an Energy Efficiency Climate Action Plan (EECAP) that would set GHG Reduction Targets, the EECAP is not yet finalized and has not been approved by the County Board of Supervisors at this time. Several Study Area municipalities also have adopted or pending GHG reduction plans. These include Belmont, Brisbane (pending), Burlingame, Daly City, Foster City, Menlo Park, Pacifica (pending), Redwood City (pending), San Carlos, San Mateo, South San Francisco (pending), Los Altos (pending), Milpitas (pending), and Mountain View. However, for this Program EIR, the Proposed Ordinance is evaluated based on the project-level threshold of 4.6 metric tons CO<sub>2</sub>e per service population (defined to include both residents and employees) per year (BAAQMD, "California Environmental Quality Act: Air Quality Guidelines" (June 2010)).

A significant impact related to climate change would occur if GHG emissions associated with implementation of the Proposed Ordinance would exceed 4.6 metric tons of CO<sub>2</sub>E units per service population (residents and employees) per year. In addition, impacts would be significant if the Proposed Ordinance would be inconsistent with any applicable GHG emissions reductions strategies such as the 2006 CAT Report or the 2008 Attorney General's Greenhouse Gas Reduction Measures.



## b. Project Impacts and Mitigation Measures.

**Impact GHG-1**    **The Proposed Ordinance would increase the number of recyclable paper bags used in the Study Area. Implementation of the Proposed Ordinance would incrementally increase GHG emissions compared to existing conditions. However, emissions would not exceed thresholds of significance. Impacts would be Class III, less than significant.**

The intent of the Proposed Ordinance is to reduce the use of single-use carryout bags and promote the use of reusable bags by Study Area retail customers. As such, the Proposed Ordinance would reduce the number of single-use plastic carryout bags that are manufactured and increase the number of recyclable paper and reusable bags that are manufactured, transported, and disposed of within the Study Area.

As described in the *Setting*, through the manufacture, transport, and disposal, each single-use paper bag generates 3.3 times more GHG emissions than the manufacture, transport, and disposal of a single-use plastic bag. If only used once, the manufacture, use, and disposal of a reusable LDPE carryout bag results in 2.6 times the GHG emissions of a single-use HDPE plastic bag (Stephen L. Joseph, 2009; AEA Technology, 2005; Ecobilan, 2004; and Green Cities California MEA, 2010). Thus, on a per bag basis, single-use plastic bags have less impact than single-use paper and reusable carryout bags. However, reusable carryout bags are intended to be used multiple times. With reuse of carryout bags, the total carryout bags that would be manufactured, transported and disposed of would be reduced. As described in Section 4.1, *Air Quality*, implementation of the Proposed Ordinance would result in replacement of single-use plastic bags currently used in the Study Area (estimated at 552,931,362 million annually) with an estimated 165.8 million recyclable paper bags and approximately 7 million reusable bags; an estimated 27.6 million single-use plastic bags would remain in circulation (refer to Table 4.1-4). This represents a 95% reduction in single-use plastic bags and a 64% reduction in all types of carryout bags (including plastic, single-use paper, and reusable).

Table 4.3-2 provides an estimate of GHG emissions that would result from the change in the makeup of carryout bags in the Study Area resulting from implementation of the Proposed Ordinance. Although the total number of carryout bags would be reduced by approximately 352 million bags per year, the projected increase in the use of recyclable paper bags is expected to increase overall GHG emissions associated with the manufacture, transport, and disposal of carryout bags by approximately 0.006 CO<sub>2</sub>E per person per year compared to current conditions.





**Table 4.3-2  
 Estimated Greenhouse Gas Emissions  
 from Carryout Bags in Study Area<sup>1</sup>  
 with Implementation of the Proposed Ordinance**

<b>Bag Type</b>	<b>Estimated Number of Bags Used per Year*</b>	<b>GHG Impact Rate per Bag</b>	<b>CO<sub>2</sub>E (metric tons)</b>	<b>CO<sub>2</sub>E per year (metric tons)</b>	<b>CO<sub>2</sub>E per Person<sup>3</sup></b>
Single-use Plastic	27,646,568	1.0	0.04 per 1,500 bags**	737	0.0007
Single-use Paper	165,879,409	2.97 <sup>1</sup>	0.1188 per 1,000 bags <sup>1</sup>	19,707	0.019
Reusable	6,911,642	2.6	0.104 per 1,000 bags***	719	0.00069
<b>Total</b>				<b>21,163</b>	<b>0.020</b>
<b>Existing</b>				<b>14,745</b>	<b>0.014</b>
<b>Net Change (Total minus Existing)</b>				<b>6,418</b>	<b>0.006</b>

CO<sub>2</sub>E = Carbon Dioxide Equivalent units

\* refer to Table 4.1-4 in Section 4.1, Air Quality.

<sup>1</sup> 10% reduction (from a rate of 3.3) based on Santa Clara County Negative Declaration, October 2010 based on Environmental Defense Fund's Paper Calculator.

\*\* Based on Boustead Report, 2007; Santa Monica Single-use Carryout Bag Ordinance Final EIR, January 2011.

\*\*\*Based on AEA Technology "Scottish Report, 2005; Santa Monica Single-use Carryout Bag Ordinance Final EIR, January 2011.

<sup>3</sup> Emissions per person are divided by the existing population in the Study Area - 1,041,302 (Department of Finance May 2012)

<sup>1</sup> See Appendix B for emissions for each individual municipality

Implementation of the Proposed Ordinance would result in a net increase of approximately 0.006 metric tons CO<sub>2</sub>E per person per year within the Study Area. However, both the increase in GHG emissions compared to existing conditions and the total emissions after implementation of the Proposed Ordinance would be less than 4.6 metric tons CO<sub>2</sub>E per person per year. Impacts related to the GHG emissions would be less than significant.

**Mitigation Measures.** Mitigation is not required since the impact would not be significant.

**Significance after Mitigation.** Impacts would be less than significant without mitigation.

**Impact GHG-2** The Proposed Ordinance would not conflict with any applicable plan, policy or regulation of an agency adopted for the purpose of reducing the emissions of GHGs. Impacts would be Class III, less than significant.

The Proposed Ordinance would be generally consistent with applicable regulations or plans addressing GHG reductions. As indicated above, the CAT published the Climate Action Team



Report (the “2006 CAT Report”) in March 2006. The CAT Report identifies a recommended list of strategies that the State could pursue to reduce climate change greenhouse gas emissions. The CAT strategies are recommended to reduce GHG emissions at a statewide level to meet the goals of the Executive Order S-3-05. These are strategies that could be implemented by various State agencies to ensure that the Governor’s targets are met and can be met with existing authority of the State agencies. In addition, in 2008 the California Attorney General published The California Environmental Quality Act Addressing Global Warming Impacts at the Local Agency Level (Office of the California Attorney General, Global Warming Measures Updated May 21, 2008). This document provides information that may be helpful to local agencies in carrying out their duties under CEQA as they relate to global warming. Included in this document are various measures that may reduce the global warming related impacts of a project. Tables 4.3-3 and 4.3-4 illustrate that the Proposed Ordinance would be consistent with both the GHG reduction strategies set forth by the 2006 CAT Report and the 2008 Attorney General’s Greenhouse Gas Reduction Measures.

**Table 4.3-3  
Proposed Ordinance Consistency with Applicable Climate Action  
Team Greenhouse Gas Emission Reduction Strategies**

<i>Strategy</i>	<i>Project Consistency</i>
<b>California Air Resources Board</b>	
<p><b><i>Vehicle Climate Change Standards</i></b></p> <p>AB 1493 (Pavley) required the state to develop and adopt regulations that achieve the maximum feasible and cost-effective reduction of climate change emissions emitted by passenger vehicles and light duty trucks. Regulations were adopted by the ARB in September 2004.</p>	<p><b>Consistent</b></p> <p>The trucks that deliver carryout bags to and from the Study Area retailers on public roadways would be in compliance with ARB vehicle standards that are in effect at the time of vehicle purchase.</p>
<p><b><i>Diesel Anti-Idling</i></b></p> <p>The ARB adopted a measure to limit diesel-fueled commercial motor vehicle idling in July 2004.</p>	<p><b>Consistent</b></p> <p>Current State law restricts diesel truck idling to five minutes or less. Diesel trucks operating from and making deliveries to Study Area retailers are subject to this state-wide law.</p>
<p><b><i>Alternative Fuels: Biodiesel Blends</i></b></p> <p>ARB would develop regulations to require the use of 1 to 4% biodiesel displacement of California diesel fuel.</p>	<p><b>Consistent</b></p> <p>The diesel vehicles that deliver carryout bags to and from the Study Area on public roadways could utilize this fuel once it is commercially available.</p>
<p><b><i>Alternative Fuels: Ethanol</i></b></p> <p>Increased use of E-85 fuel.</p>	<p><b>Consistent</b></p> <p>Truck drivers delivering carryout bags could choose to purchase flex-fuel vehicles and utilize this fuel once it is commercially available regionally and locally.</p>
<p><b><i>Heavy-Duty Vehicle Emission Reduction Measures</i></b></p> <p>Increased efficiency in the design of heavy duty vehicles and an education program for the heavy duty vehicle sector.</p>	<p><b>Consistent</b></p> <p>The heavy-duty trucks that deliver carryout bags to and from Study Area retailers on public roadways would be subject to all applicable ARB efficiency standards that are in effect at the time of vehicle manufacture.</p>
<p><b><i>Achieve 50% Statewide Diversion Goal</i></b></p> <p>Achieving the State’s 50% waste diversion mandate as established by the Integrated Waste Management Act of</p>	<p><b>Consistent</b></p> <p>As of 2006, the County of San Mateo and each of the participating municipalities were diverting at least 50% of their</p>



**Table 4.3-3  
Proposed Ordinance Consistency with Applicable Climate Action  
Team Greenhouse Gas Emission Reduction Strategies**

<b>Strategy</b>	<b>Project Consistency</b>
1989, (AB 939, Sher, Chapter 1095, Statutes of 1989), will reduce climate change emissions associated with energy intensive material extraction and production as well as methane emission from landfills. A diversion rate of 48% has been achieved on a statewide basis. Therefore, a 2% additional reduction is needed.	solid waste (CalRecycle, Jurisdiction Diversion/Disposal Rate Summary, Accessed May 2012), thereby complying with the standards established by AB 939. Any disposal of carryout bags would be required to adhere to the existing standards. The Proposed Ordinance would also assist by promoting reusable carryout bags, thus reducing the amount of solid waste generated in the form of single-use carryout bags.
<b>Zero Waste – High Recycling</b>  Efforts to exceed the 50% mandate would allow for additional reductions in climate change emissions.	<b>Consistent</b>  As described above, the County of San Mateo and each of the participating municipalities currently exceed the 50% goal of recycling. The Proposed Ordinance would assist by promoting reusable carryout bags, thus reducing the amount of solid waste generated in the form of single-use carryout bags. The ordinance would also shift single-use bag consumption from plastic to paper. This would increase recycling of single-use bags because paper bags are recycled by services provided to each residence and workplace in the Study Area. Consumer access to plastic bag recycling opportunities is limited.
<b>Energy Commission (CEC)</b>	
<b>Fuel-Efficient Replacement Tires &amp; Inflation Programs</b>  State legislation established a statewide program to encourage the production and use of more efficient tires.	<b>Consistent</b>  Carryout bag delivery drivers could purchase tires for their vehicles that comply with state programs for increased fuel efficiency.
<b>Alternative Fuels: Non-Petroleum Fuels</b>  Increasing the use of non-petroleum fuels in California's transportation sector, as recommended as recommended in the CEC's 2003 and 2005 Integrated Energy Policy Reports.	<b>Consistent</b>  Carryout bag delivery drivers could purchase alternative fuel vehicles and utilize these fuels once they are commercially available regionally and locally.

**Table 4.3-4  
Proposed Ordinance Consistency with Applicable  
Attorney General Greenhouse Gas Reduction Measures**

<b>Strategy</b>	<b>Project Consistency</b>
<b>Transportation-Related Emissions</b>	
<b>Diesel Anti-Idling</b>  Set specific limits on idling time for commercial vehicles, including delivery vehicles.	<b>Consistent</b>  Currently, the ARB's Airborne Toxic Control Measure (ATCM) to Limit Diesel-Fueled Commercial Motor Vehicle Idling restricts diesel truck idling to five minutes or less. Diesel trucks delivering carryout bags to Study Area retailers are subject to this state-wide law.
<b>Solid Waste and Energy Emissions</b>	
<b>Solid Waste Reduction Strategy</b>  Project construction shall require reuse and recycling of construction and demolition (C&D) waste.	<b>Consistent</b>  As described above, the County of San Mateo and each of the participating municipalities exceed the 50% mandate and divert



**Table 4.3-4  
Proposed Ordinance Consistency with Applicable  
Attorney General Greenhouse Gas Reduction Measures**

<b>Strategy</b>	<b>Project Consistency</b>
	greater than 50% of solid waste. Single-use carryout bags make up a portion of C&D waste. The Proposed Ordinance would also assist by promoting reusable carryout bags, thus reducing the amount of C&D waste attributed to single-use carryout bags. Any disposal of carryout bags would be required to adhere to the existing standards.

The Proposed Ordinance would be consistent with the CAT strategies and measures suggested in the Attorney General’s Greenhouse Gas Reduction Report as discussed in tables 4.3-3 and 4.3-4. Therefore, the Proposed Ordinance would be consistent with the objectives of AB 32, SB 97, and SB 375. Impacts would be less than significant.

**Mitigation Measures.** Mitigation is not required since the impact would not be significant.

**Significance after Mitigation.** Impacts would be less than significant without mitigation.

**c. Cumulative Impacts.** Adopted and pending carryout bag ordinances, as described in Table 3-1 in Section 3.0, *Environmental Setting*, would continue to reduce the amount of single-use carryout bags, and promote a shift toward reusable carryout bags. Similar to the Proposed Ordinance, such ordinances would be expected to generally reduce the overall number of bags manufactured and associated GHG emissions. Similar to the Proposed Ordinance, other adopted and pending ordinances could incrementally change the GHG emissions associated with bag manufacturing, transportation and disposal. Ten other agencies in the San Francisco Bay Area region (City of Millbrae, City of Fairfax, County of Santa Clara, City of San Jose, City of Sunnyvale, County of Santa Cruz, Marin County, City of San Francisco, Alameda County, and the City of Palo Alto) have either adopted or are considering such ordinances. However, based on the incremental increase in per capita emissions, the other ordinances are not expected to generate a cumulative increase in GHG emissions. For these reasons, cumulative significant impacts associated with implementation of carryout bag ordinances throughout the state are not anticipated.



## 4.4 HYDROLOGY and WATER QUALITY

This section analyzes the Proposed Ordinance's potential to adversely affect hydrology and water quality.

### 4.4.1 Setting

Single-use bags are manufactured at various facilities, which may or may not be located in San Mateo County or Santa Clara County. Therefore, impacts to hydrology and water quality are not limited to the local watershed. However, for this analysis the local watershed and hydrologic conditions are discussed and used as an example of the types of effects that may occur as a result of the manufacturing and disposal of bags.

#### a. Surface Water Drainage and Single-use Bags.

Existing Hydrological Systems. Several creeks discharge to the San Francisco Bay including San Mateo Creek, Laurel Creek, and San Francisquito Creek (the border with Santa Clara County). The Santa Clara Basin also drains directly into San Francisco Bay. When the tide goes out, water in the San Francisco Bay moves into the Ocean. Therefore, trash in Bay Area creeks and rivers can ultimately end up in the Pacific Ocean.

There are 34 separate watersheds in the San Mateo County, of which 22 drain into the Pacific Ocean and 12 drain into San Francisco Bay (County of San Mateo General Plan, November 1986). The major basin in the San Mateo County, the San Mateo Basin, is part of the Santa Clara Valley Basin, a large, 580 square mile basin located in four counties in the San Francisco Bay area. The San Mateo County portion of the basin stretches from Daly City to Menlo Park, includes most of the Bayside cities and is drained by Redwood and San Francisquito Creeks. The Santa Clara Basin includes the portion of the Bay south of Dumbarton Bridge and the 840-square mile area of wetlands that drains into it (Santa Clara Basin Watershed Management Initiative, March 2003). It is bounded by the Dumbarton Bridge to the north, the crest of the Diablo Mountains to the east, and the crest of the Santa Cruz Mountains to the west and south. The Santa Clara Basin is comprised of 13 watersheds.

On the coast side of San Mateo County there are a number of significant coastal watershed areas, including San Pedro Creek, Pilarcitos Creek, San Gregorio Creek and Pescadero-Butano Creeks. San Gregorio Creek, Pescadero Creek and San Francisquito Creek are listed as impaired water bodies on the 303(d) list for sediment due to degradation of salmonid habitat. Urban runoff throughout the Study Area consists of stormwater runoff from rainfall as well as non-stormwater runoff from human activities (i.e. industrial and commercial facilities, over-irrigation of landscapes, vehicle washing, discharges from pools, spas, or water features, etc.).

Single-use Bags. Single-use bags that enter the storm drain system as litter may affect storm water flow by clogging drains and redirecting flow. As described in Section 4.2, *Biological Resources*, typical single-use plastic bags weigh approximately five to nine grams and are made of thin (less than 2.25 mils or 0.00225 inches thick) high density polyethylene (HDPE) (Hyder Consulting, 2007). Post-use from a retail establishment, a customer may reuse a single-use



plastic bag at home, but eventually the bags are disposed of in a landfill or recycling facility or discarded as litter. Although some recycling facilities handle plastic bags, most reject them because they get caught in the machinery and cause malfunctioning, or are contaminated after use. Only about 5% of the plastic bags in California are currently recycled (Green Cities California MEA, 2010; and Boustead, 2007). The majority of single-use plastic bags end up as litter or in the landfill. Even those collected by recycling and solid waste trucks and handled at transfer stations and landfills may blow away as litter due to their light weight (Green Cities California MEA, 2010). Single-use plastic bags that become litter can enter storm drains and may clog catch basins or be transported to the local watershed, San Francisco Bay, or the Pacific Ocean.

Single-use paper grocery bags also have the potential to enter the storm drains as litter. However, as described in Section 4.2, *Biological Resources*, because of their weight and recyclability, single-use paper bags are less likely to become litter compared to single-use plastic bags (Green Cities California MEA, 2010). In addition, because single-use paper bags are not as resistant to biodegradation, there is less potential to clog catch basins compared to single-use plastic bags. Thus, although single-use paper bag litter may enter storm drains and temporarily affect hydrologic flow of surface water runoff, the potential to enter storm drains and cause long-term hydrologic effects is less than with single-use plastic bags.

Reusable bags may also become litter and enter storm drains; however, these bags differ from single-use bags in their weight and longevity. Reusable bags can be made from plastic or a variety of cloths such as vinyl or cotton. Built to withstand many uses, reusable bags typically weigh at least ten times what an HDPE plastic bag weighs and two times what a paper bag weighs. This restricts movement by wind. Reusable bags are typically reused until worn out through washing or multiple uses, and then typically disposed of either in the landfill or recycling facility. Because of the weight and sturdiness of these bags, reusable bags are less likely to become litter or be carried from landfills by wind compared to single-use plastic and paper bags (Green Cities California MEA, 2010). Therefore, reusable bags are less likely to enter the storm drain system as litter.

**b. Water Quality and Single-use Bags.** The quality of storm water draining into San Francisco Bay and Pacific Ocean remains a concern for the region. Nonpoint source pollution is considered one of the top threats to the Bay's ecological health and may account for a considerable proportion of the Bay's total pollutant load, which ultimately drains into and affects the water quality of the Pacific Ocean. In recent years, up to 40,000 metric tons of at least 65 different pollutants enter the Bay annually from urban and agricultural runoff, rivers, atmospheric fallout, municipal sewage treatment plants, industrial facilities, natural and artificial erosion, illegal dumping, dredging and dredged material disposal, marine vessel discharges, accidental spills, and landfill seepage (San Francisco Bay Conservation and Development Commission, October 2003). A study done by the San Francisco Estuary Institute estimates that stormwater runoff accounts for 95% of the cadmium, 70 percent of the chromium, 89% of the copper, 76% of the nickel, and 87% of the zinc pollutant loads to the Bay (San Francisco Bay Conservation and Development Commission, October 2003). The most effective way to reduce the level of contamination from surface runoff is through the control of pollutants prior to their discharge to the drainage system.



Water quality may be affected by bags in two different ways: litter from bags and the use of materials for processing activities. As described above in *Surface Water Drainage and Water Quality*, litter that enters the storm drain system may clog storm drains and could result in contamination or may be transported into the local watershed or coastal habitat, violating waste discharge requirements (as described below in the *Regulatory Setting*). In addition, manufacturing facilities may utilize materials that, if released in an uncontrolled manner, could degrade the water quality in local waterways. While single-use plastic bags are more likely to affect water quality as a result of litter, the plastic bag manufacturing process utilizes “pre-production plastic,” which may also degrade water quality if released either directly to a surface water body or indirectly through storm water runoff.

Single-use paper bags have fewer litter-related effects on water quality than single-use plastic bags; however, the manufacturing process for paper bags may utilize various chemicals and materials and may also require the use of fertilizers, pesticides and other chemicals for production of resources (such as pulp). Discharges of these chemicals and materials into water bodies, either directly or indirectly through storm water runoff, may increase the potential for higher than natural concentrations of trace metals, biodegradable wastes (which affect dissolved oxygen levels), and excessive major nutrients such as nitrogen and phosphorus.

Because of the weight and sturdiness of these bags, reusable bags are less likely to be carried from landfills by wind compared to single-use plastic and paper bags (Green Cities California MEA, 2010). However, similar to single-use paper bags, the manufacturing process for reusable bags can utilize materials such as chemicals or fertilizer for production of resources (such as cotton) that if released, either directly to a stream or indirectly via storm water runoff, could degrade water quality in local water bodies.

**c. Regulatory Setting.** The federal Clean Water Act (CWA) and the California Ocean Plan are the primary mechanisms through which pollutant discharges are regulated in California. The CWA established minimum national water quality goals and created the National Pollutant Discharge Elimination System (NPDES) permit system to regulate the quality of discharged water. All dischargers must obtain NPDES permits. Beginning in 1991, all municipal and industrial storm water runoff is also regulated under the NPDES system. Although the CWA has established 126 “priority contaminants” (metals and organic chemicals), the California Ocean Plan has established effluent limitations for 21 of these pollutants.

The U.S. Environmental Protection Agency (EPA) is the primary Federal agency responsible for implementing the CWA. The Regional Water Quality Control Board (RWQCB) is the state agency with primary responsibility for implementing the CWA and the state’s Porter-Cologne Water Quality Act. The RWQCB is also responsible for water quality regulation through its work in preparing and adopting the California Ocean Plan. Local agencies also have responsibility for managing wastewater discharges. All are required to meet criteria set forth in their NPDES permits, monitor their discharges, and submit monthly reports to the RWQCB and the EPA.

Assembly Bill (AB) 258 was enacted in 2008 to address problems associated with releasing “preproduction plastic” (including plastic resin pellets and powdered coloring for plastics) into the environment. The bill enacted Water Code Section 13367, requiring the State Water Resource



Control Board and RWQCBs to implement a program to control discharges of preproduction plastic from point and nonpoint sources (Green Cities California MEA, 2010). Program control measures must, at a minimum, include waste discharge, monitoring, and reporting requirements that target plastic manufacturing, handling, and transportation facilities. The program must, at a minimum, require plastic manufacturing, handling, and transportation facilities to implement best management practices to control discharges of preproduction plastics. This includes containment systems, careful storage of pre-production plastics, and the use of capture devices to collect any spills.

The State Water Resources Control Board (SWRCB, 2010) reports that it is taking the following actions to comply with Section 13367:

*“State and Regional Water Board staff has conducted and are continuing to conduct compliance inspections of various types and scales of preproduction plastic manufacturing, handling, and transport facilities enrolled under California's Industrial General Permit (IGP) for storm water discharges...Collectively these inspections will help State and Regional Water Board staff to develop cost-effective regulatory approaches (including compliance-evaluation procedures and appropriate best management practices) for addressing this pollution problem.*

*“The State Water Board has issued an investigative order to all plastic-related facilities enrolled under the IGP to provide the State Water Board with critical information needed to satisfy the legislative mandates in AB 258 (Krekorian). Facilities subject to this order must complete an online evaluation and assess their points of potential preproduction plastics discharge and means of controlling these discharges. Data gathered as a result of this effort will be used to help the State Board understand the California plastics industry and ultimately develop appropriate regulation of these facilities to ensure compliance with the Clean Water Act.”*

The cities, towns and unincorporated areas of San Mateo and Santa Clara Counties are among the 76 co-permittees listed under a regional municipal stormwater permit for San Francisco Bay. The Municipal Regional Stormwater NPDES Permit (MRP) for Phase I communities in the San Francisco Bay (Order R2-2009-0074) was adopted by the Regional Water Quality Control Board (RWQCB) for Region 2 on October 14, 2009. This permit regulates discharges from municipal separate storm drain systems into waterways under each co-permittee's jurisdiction. Provision C.10 of the MRP (Trash Load Reduction) requires Permittees to reduce trash from their Municipal Separate Storm Sewer Systems (MS4s) by 40% before July 1, 2014 by implementing control measures and other actions to reduce trash loads (RWQCB: San Francisco Bay Region: Order R2-2009-0074, October 2009; and, EOA Inc., February 2011). It should also be noted that permittees implementing a control measure for a single-use plastic bag ordinance would potentially receive at minimum 6% and up to 12% load reduction credit (Table CR-1.1, EOA Inc., February 2011).

The San Mateo Countywide Water Pollution Prevention Program (SMCWPPP) prevents the pollution of local water bodies such as creeks, San Francisco Bay and the Pacific Ocean. SMCWPPP is a partnership of the City/County Association of Governments (C/CAG), each incorporated city and town in the county, and the County of San Mateo, which share a common NPDES permit. Departments within the County of San Mateo have adopted Best Management





Practices (BMPs) to reduce the presence of pollutants in stormwater discharges to the maximum extent practicable. The SMCWPPP focuses on reduction of pollution entering the storm drain system, the control of pollutants from industrial and commercial facilities through the education of businesses about stormwater pollution prevention, and the control of pollutants from residential communities through public education about the causes and effects of stormwater pollution.

The County of Santa Clara and the co-permittees (including Campbell, Cupertino, Los Altos, Los Gatos, Milpitas and Mountain View) have developed the Santa Clara Valley Urban Runoff Pollution Prevention Program (SCVURPP). The SCVURPP incorporates regulatory, monitoring and outreach measures aimed at reducing pollution in urban runoff to the "maximum extent practicable" to improve the water quality of South San Francisco Bay and the streams of Santa Clara Valley. The County's Urban Runoff Management Plan details what the SCVURPP is doing to reduce urban runoff pollution in the Santa Clara Valley watershed.

#### **4.4.2 Impact Analysis**

**a. Methodology and Significance Thresholds.** The Proposed Ordinance would create a significant hydrology or water quality impact if it would:

1. *Generate polluted or increased surface water runoff or affect groundwater resources.*

The Initial Study (see Appendix A) concluded that the Proposed Ordinance could potentially result in a significant impact (impacts to surface water drainage and water quality issues as a result of the increased use of recyclable paper and reusable carryout bags).

#### **b. Project Impacts and Mitigation Measures.**

**Impact HWQ-1** **The Proposed Ordinance would incrementally increase the number of recycled paper and reusable bags used in the Study Area, but the reduction in the overall number of single-use plastic bags used in the Study Area would reduce the amount of litter and waste entering storm drains. This would improve local surface water quality, a Class IV, beneficial, effect.**

As a result of the Proposed Ordinance, an estimated 95% of the single-use plastic bags currently used annually in the Study Area (approximately 552 million bags) would be replaced by an estimated 165 million single-use paper bags and approximately 6 million reusable bags. About 28 million single-use plastic bags are expected to remain in circulation (refer to Table 4.1-4 in Section 4.1, *Air Quality*). This represents a 64% reduction in the overall number of carryout bags used annually within the Study Area.

Each type of single-use bag's potential to become litter is based on the bag's weight, material and quantity of bags used. As described in Impact BIO-1 in Section 4.2, *Biological Resources*, the majority of single-use plastic bags end up as litter or in the landfill. Even those collected by recycling and solid waste trucks and handled at transfer stations and landfills may blow away



as litter due to their light weight (Green Cities California MEA, 2010). Single-use plastic bags that become litter may enter storm drains from surface water runoff or may be blown directly into local waterways by the wind. Single-use plastic bag litter that enters the storm drain system can block or clog drains resulting in contamination (Green Cities California MEA, 2010). Based on statewide data that currently almost 20 billion plastic grocery bags (or approximately 531 bags per person) are consumed annually in California (Green Cities California MEA, 2010), Study Area retail establishments currently use an estimated 552,931,362 single-use plastic carryout bags per year. The 64% reduction in the overall number of carryout bags used within the Study Area anticipated to result from implementation of the Proposed Ordinance is expected to have a commensurate reduction in the potential for carryout bags to enter and clog area storm drains.

Like single-use plastic bags, single-use paper grocery bags have the potential to enter storm drains and local waterways as litter. However, as described in Impact BIO-1 in Section 4.2, *Biological Resources*, due to their weight and recyclability, single-use paper bags are less likely to become litter compared to single-use plastic bags (Green Cities California MEA, 2010). In addition, because single-use paper bags are not as resistant to breakdown, they would be less likely to block or clog drains compared to single-use plastic bag. Therefore, paper bags would be less likely to result in storm drain blockage or contamination.

Due to the weight and sturdiness of reusable bags made for multiple uses, reusable bags are less likely to be littered or carried from landfills by wind as litter compared to both single-use plastic and paper bags (Green Cities California MEA, 2010). Therefore, shifting toward greater use of reusable bags would not degrade water quality compared to existing conditions as a result of litter, nor would it increase the potential for storm drain blockage.

As described above and in Section 4.1, *Air Quality*, and Section 4.3, *Greenhouse Gas Emissions*, the Proposed Ordinance is anticipated to reduce the overall amount of single-use bags used in the Study Area by approximately 352.5 million bags annually. Therefore, the Proposed Ordinance would be expected to reduce the amount of litter that could enter storm drains and local waterways, thus improving water quality and reducing the potential for storm drain blockage.

**Mitigation Measures.** Water quality, the storm drain operation, and associated hydrological conditions would benefit from the Proposed Ordinance because by reducing the amount of single-use plastic bags in the Study Area, the amount of litter that enters the storm drain system and local waterways would be incrementally reduced, thereby improving water quality. Therefore, mitigation is not required.

**Significance After Mitigation.** Impacts to water quality and storm drain operation from litter entering storm drains and local waterways would be beneficial without mitigation.

**Impact HWQ-2 A shift toward reusable bags and potential increase in the use of recyclable paper bags could potentially increase the use of chemicals associated with their production, which could degrade water quality in some instances and locations. However, bag manufacturers would be required to adhere to existing regulations, including NPDES Permit requirements, AB 258, and the California Health and Safety Code. Therefore, impacts to water quality from altering bag processing activities would be Class III, less than significant.**

The manufacturing process for single-use plastic, single-use paper, and reusable bags utilize various chemicals and materials. Single-use plastic bag manufacturers utilize “pre-production plastic.” As discussed in the *Setting*, paper bag manufacturers may utilize various chemicals and materials and may also require the use of fertilizers, pesticides and other chemicals for production of resources (such as pulp or cotton), which may increase the potential for higher natural concentrations of trace metals, biodegradable wastes (which affect dissolved oxygen levels), and excessive major nutrients such as nitrogen and phosphorus. Similar to paper bags, the manufacturing process for reusable bags can utilize materials such as chemicals or fertilizer for production of resources (such as cotton) that if released, either directly to a stream or indirectly via storm water runoff, could degrade water quality in local water bodies. If released into the environment, these pollutants could degrade water quality.

The intent of the Proposed Ordinance is to reduce the environmental impacts related to the use of single-use plastic carryout bags and promote a shift toward the use of reusable bags. The Proposed Ordinance is anticipated to reduce the overall number of single-use plastic bags used in the Study Area by 95% and reduce the use of all types of bags (including plastic, single-use paper, and reusable) by an estimated 64%. These shifts in the types and amounts of bags used could potentially alter processing activities related to bag production. The manufacturing impacts of each bag type and the anticipated changes in use are described below.

Single-use Plastic Bags. Conventional single-use plastic bags are a product of the petrochemical industry and are typically produced by independent manufacturers who purchase virgin resin from petrochemical companies or obtain non-virgin resin from recyclers or other sources. Single-use plastic bags begin the manufacturing process with the conversion of crude oil or natural gas into hydrocarbon monomers, which are then further processed into polymers. These polymers are heated to form plastic resins, which are then blown through tubes to create the air pocket of the bag. Once cooled, the plastic film is stretched to the desired size of the bag and cut into individual bags (Green Cities California MEA, 2010). As described in the *Setting*, the plastic resin pellets are a concern when accidentally released (from spilling into storm drains during use or transport) into aquatic environments.

AB 258 was enacted to address these concerns by implementing program control measures that require plastic manufacturing, handling, and transportation facilities to implement best management practices to control discharges (accidental release from spilling) of preproduction plastics. This includes containment systems, careful storage of pre-production plastics, and the use of capture devices to collect any spills.



Products used in the process to manufacture single-use plastic bags, such as petroleum and natural gas, also have the potential to be released as result of an accident during transport or use. However, regulatory agencies such as the EPA set forth Preliminary Remediation Goals (PRGs) for various pollutants in soil, air, and tap water (U.S. EPA Region IX, Preliminary Remediation Goals Tables, November 2011). PRG concentrations can be used to screen pollutants in environmental media, trigger further investigation, and provide initial cleanup goals resulting from an accident or spill of petroleum or natural gas at a single-use plastic bag manufacturing facility.

Single-use Paper Bags. The majority of single-use paper bags are made from kraft paper bags, which are manufactured from a pulp that is produced by digesting a material into its fibrous constituents via chemical and/or mechanical means. Kraft pulp is produced by chemical separation of cellulose from lignin. Chemicals used in this process include caustic sodas, sodium hydroxide, sodium sulfide, and chlorine compounds (Green Cities California MEA, 2010). Processed and then dried and shaped into large rolls, the paper is then printed, formed into bags, baled, and then distributed to grocery stores. Although it does not directly discharge pollutants, the paper bag manufacturing process may utilize fertilizers, pesticides and other chemicals in the production of resources such as pulp. These pollutants may increase the potential for higher concentrations of trace metals, biodegradable wastes (which affect dissolved oxygen levels), and excessive major nutrients such as nitrogen and phosphorus, causing eutrophication as a result of surface water runoff. A single-use paper bag has 14 times the impact of one single-use plastic bag on eutrophication, which is caused when nitrate and phosphate are emitted into water, stimulating excessive growth of algae and other aquatic life (Green Cities California MEA, 2010). Eutrophication reduces the water quality and causes a variety of problems such as a lack of oxygen in the water (Green Cities California MEA, 2010). However, direct discharges of pollutants into waters of the United States are not allowed, except in accordance with the National Pollutant Discharge Elimination System (NPDES) program established in Section 402 of the Clean Water Act (CWA).

Paper bag manufacturers are required to comply with the local plans and policies of the SWRCB and the RWQCB, which regulate discharges to surface and groundwater, regulate waste disposal sites, and require clean up of discharges of hazardous materials and other pollutants. For example, in San Mateo County, paper bag manufacturers would be required to adhere to the San Mateo Countywide Water Pollution Prevention Program (SCWPPP) which specifies Best Management Practices (BMPs) to reduce the presence of pollutants in stormwater discharges to the maximum extent practicable. Paper bag manufacturing facilities would be required to implement BMPs, reducing the likelihood that pollutants would enter storm drains and other aquatic environments. There are, however, no known bag manufacturers in San Mateo County or Santa Clara County.

Reusable Bags. Reusable bags can be manufactured with various materials, including polyethylene (PE) plastic, polypropylene (PP) plastics, multiple types of cloth (cotton canvas, nylon, etc.), and recycled plastic beverage containers (polyethylene terephthalate, or PET), among others (Green Cities California MEA, 2010). Depending on the type of material used in the manufacturing process, reusable bags have various impacts to water quality. A single reusable low density polyethylene (LDPE) bag has 2.8 times the impact of a single-use plastic bag on eutrophication as result of the use of pollutants that are used for materials in the



manufacturing process (Green Cities California MEA, 2010). In addition, other types of reusable bags, such as cotton canvas, may require the use of fertilizers, pesticides and other chemicals in the production process. These pollutants may increase the potential for higher natural concentrations of trace metals, biodegradable wastes (which affect dissolved oxygen levels), and excessive major nutrients such as nitrogen and phosphorus causing eutrophication as a result of surface water runoff. However, with reuse of a LDPE or cotton canvas bag as intended, impacts to eutrophication would be lower in comparison to a single-use plastic bag and a single-use paper bag since reusable bags are intended to be used “hundreds of times” (Green Cities California MEA, 2010). Therefore, each reusable bag would be expected to replace hundreds of single-use plastic or paper bags, more than offsetting the increased impacts associated with each individual bag.

As with other types of bags, reusable bag manufacturers would not be allowed to directly discharge pollutants into waters of the United States, except in accordance with the NPDES program established in Section 402 of the CWA. Reusable bag manufacturers may be required to obtain an “Individual” NPDES Permit and/or would need to adhere to an existing “General” NPDES Permit of the local area. An Individual NPDES permit regulates and limits the particular discharge at the manufacturing facility. The permit limits are based on the type of activity, nature of discharge and receiving water quality. Manufacturing facilities would need to apply for and obtain a permit prior to the start of manufacturing operations. In addition, as part of the Individual Permit, a manufacturing facility would be required to monitor and report its discharges to the local Regional Water Quality Control Board to demonstrate that the facility’s discharges are not in violation of any water quality standards.

Manufacturing facilities would also be required to adhere to existing General Permits that specify local discharge requirements for municipal storm water and urban runoff discharges. For example, in the County of San Mateo, single-use paper bag manufacturers would be required to adhere to the San Mateo Countywide Water Pollution Prevention Program (SCWPPP) which specifies Best Management Practices (BMPs) to reduce the presence of pollutants in stormwater discharges to the maximum extent practicable.

Although reusable bags may utilize various materials, reusable bag manufactures who utilize plastics in their production (for example, production of LPDE reusable bags) would also be required to adhere to pending requirements specified in AB 258, which addresses the release of “preproduction plastics” as described in the *Setting*. In addition, the California Health and Safety Code (Section 25531-25543.3) establishes a program for the prevention of accidental releases of regulated substances. With adherence to Health and Safety Code Section 25531-25543.3, reusable bag manufacturing facilities would be required to prepare and update a Risk Management Plan (RMP). This would further reduce the potential for a release of substances that may be washed into and through the storm drainage systems, local waterways, the San Francisco Bay, and ultimately to the Pacific Ocean.

Anticipated Changes in Bag Use. Based on a cost requirement of at least \$0.10 per bag, as outlined in Section 4.1, *Air Quality*, it is assumed in this analysis that the total volume of plastic bags currently used in the Study Area (approximately 552,931,362 plastic bags per year) would be replaced by recycled paper bags (or 165,879,409 paper bags or 30% of the total) and reusable bags (or 6,911,642 reusable bags or 65% of the total) as a result of the Proposed Ordinance (refer



to Table 4.1-4 in Section 4.1, *Air Quality*). It is assumed that 5% of the existing total of single-use plastic bags used in the Study Area would remain in use since the Proposed Ordinance does not apply to some retailers who distribute plastic bags (e.g. restaurants) and these retailers would continue to distribute single-use bags after the Proposed Ordinance is implemented.

Although the Proposed Ordinance would be expected to incrementally increase demand for the manufacturing of recycled paper bags and reusable bags, it would also reduce demand for single-use plastic carryout bags by approximately 525.3 million bags per year. With implementation of the Proposed Ordinance, approximately 200.5 million single-use bags (including single-use paper, single-use plastic, and reusable bags) would be manufactured for use in the Study Area – a decrease of 64% compared to existing conditions. Consequently, the Proposed Ordinance would reduce the overall impacts to water quality associated with bag manufacturing. Furthermore, as described above, manufacturing facilities would be required to adhere to existing federal, state and local regulations. Therefore, impacts to water quality related to the potential change of processing activities as a result of the Proposed Ordinance would not be significant.

**Mitigation Measures.** Impacts would be less than significant and no mitigation is required.

**Significance After Mitigation.** Impacts to water quality related to the potential change of process activities would be less than significant without mitigation.

**c. Cumulative Impacts.** Adopted and pending bag ordinances, as described in Table 3-1 in Section 3.0, *Environmental Setting*, would continue to reduce the amount of single-use bags, and promote a shift toward reusable bags. As discussed above, the hydrology and water quality impacts associated with the proposed Single-Use Bag Ban Ordinance are not considered significant and are generally considered beneficial. Ten other agencies in San Francisco Bay Area region (City of Millbrae, City of Fairfax, County of Santa Clara, City of San Jose, City of Sunnyvale, County of Santa Cruz, Marin County, City of San Francisco, Alameda County, and the City of Palo Alto) have either adopted or are considering such ordinances. These ordinances would be expected to result in similar reductions in the amount of litter entering storm drains, local creeks or watersheds, thereby improving water quality. In addition, the overall reduction in bag manufacturing expected to occur as a result of implementation of these ordinances would be expected to generally reduce water quality impacts associated with bag manufacturing. In addition, all recycled paper and reusable bag manufacturing facilities would be required to comply with applicable regulatory requirements pertaining to preservation of water quality, including AB 258 and the California Health and Safety Code, as discussed in Impact HWQ-2. For these reasons, cumulative significant impacts associated with implementation of bag ordinances throughout the state are not anticipated.

## **4.5 UTILITIES AND SERVICE SYSTEMS**

This section discusses potential impacts of the Proposed Ordinance on utilities, including water supply and distribution, wastewater collection and treatment, and solid waste.

### **4.5.1 Setting**

#### **a. Water Supply.**

County of San Mateo. The Proposed Ordinance would apply to the unincorporated areas of San Mateo County, as well as 18 participating municipalities within the County. Water service in San Mateo County is provided by a mix of cities, special districts, private utility companies and mutual water companies. In addition, many rural areas of the County are served by wells. The majority of the County's water supplies are from the San Francisco Regional Water System owned by the City and County of San Francisco and operated by the San Francisco Public Utilities Commission (SFPUC). Other water sources include local surface and ground water. The regional water system includes Hetch Hetchy watersheds north of Yosemite and the Crystal Springs, San Andreas, Pilarcitos, Calaveras and San Antonio reservoirs (County of San Mateo, November 8, 2005).

All San Mateo County agencies purchasing water wholesale from San Francisco, along with similar agencies in Santa Clara and Alameda counties, do so in accordance with the Settlement Agreement and Master Water Sales Contract together with individual water supply contracts (County of San Mateo, November 8, 2005). Together these agreements define the contractual arrangements between San Francisco and its wholesale customers, including individual service areas and supply assurances. SFPUC wholesale customers are member agencies of the Bay Area Water Supply and Conservation Agency (BAWSCA), a special district created in 2003 by Assembly Bill 2058 to represent the interests of the 26 cities (including Brisbane, Burlingame, Daly City, East Palo Alto, Hillsborough, Menlo Park, Millbrae, Redwood City, San Bruno and the cities of Milpitas and Mountain View, which are located in Santa Clara County) and water districts and two private utilities that purchase water on a wholesale basis from the regional water system.

From 2008-2009, water supply for the BAWSCA service area was approximately 271,195 acre-foot per year (AFY) (242 million gallons per day) (BAWSCA, May 27, 2010). In 2018, projected supply for the BAWSCA service area is approximately 314,630 AFY, with conservation and 352,955 AFY without conservation (BAWSCA, May 27, 2010).

County of Santa Clara Cities. Six of the participating municipalities are located in Santa Clara County and receive water via the Santa Clara Valley Water District (SCVWD) which operates a complex system of reservoirs, canals, pipelines, groundwater basin recharge facilities, treatment plants and distribution pipelines. The SCVWD receives imported water supplies through long term contracts with the state and federal governments. All water supplies received by Santa Clara County from the state and federal water projects travel through the Sacramento/San Joaquin River Delta. Supplies to individual cities are also obtained from the City and County of San Francisco (Hetch-Hetchy) (County of Santa Clara General Plan, December 1994).



Total water use in Santa Clara County is estimated at 332,900 AFY as of 2010 (SCVWD UWMP, 2010). The estimated countywide demand in 2015 is 363,200 AFY (or approximately 30,300 AFY more than current conditions) (SCVWD UWMP, 2010).

Thus for the Study Area, the existing total existing water supply from both the BAWSCA and the SCVWD is approximately 604,095 AFY and is projected to be approximately 677,830 AFY between the years of 2015 and 2018 (or approximately 73,735 AFY more than current conditions).

Water Use Associated with Single-Use Plastic Carryout Bags. Various studies have estimated water use related to manufacturing of the different carryout bags (single-use plastic, paper or reusable bags) to determine a per bag water use rate. In order to provide metrics to determine environmental impacts associated with the Proposed Ordinance, reasonable assumptions based upon the best available sources of information have been utilized. Specific metrics that compare impacts on a per bag basis are available for single-use plastic, single-use paper, and LDPE reusable bags. However, water use for paper bags varies depending on which Life Cycle Assessment (LCA) data is utilized. The Ecobilan LCA study determined that per 9,000 liters of groceries, the manufacturing of plastic bags uses 52.5 liters of water, paper bags use 173 liters of water, and reusable bags (used 52 times) use 1.096 liters of water (Ecobilan, 2004; County of Los Angeles Final EIR, 2010). Similarly, though using slightly different assumptions and data, the Boustead LCA study determined that the manufacturing of carryout bags would require approximately 58 gallons of water for 1,500 plastic bags and approximately 1,004 gallons of water for 1,000 paper bags (assuming that one paper bag could carry the same quantity of groceries as 1.5 plastic bags). The Boustead data does not include estimates for reusable bags. Utilizing the data from these two different studies, Tables 4.5-1 and 4.5-2 summarize the existing water use associated with the manufacture of single-use plastic bags used in the Study Area.

**Table 4.5-1  
 Current Water Consumption Associated with Single-Use Plastic Carryout Bags Based on Ecobilan Data**

Number of Single-Use Plastic Carryout Bags**	Water Consumption		
	Liters of Water per 9,000 liters of Groceries	Gallons of Water Per Day*	Millions of Gallons per Year
552,931,362	52.5	32,744	11.95

\*Calculations are contained in the Utility Worksheets contained in Appendix C

\*\* See Appendix C for the calculations for each individual city.

Source: Ecobilan. February 2004. Environmental Impact Assessment of Carrefour Bags: An Analysis of the Life Cycle of Shopping Bags of Plastic, Paper, and Biodegradable Material. Prepared for: Carrefour Group. Neuilly-sur-Seine, France; Ordinances to Ban Plastic Carryout Bags in Los Angeles County FEIR (SCH#2009111104, November 2010).





**Table 4.5-2  
 Current Water Consumption Associated with Single-Use Plastic Carryout Bags Based  
 on Boustead Data**

Number of Single-Use Plastic Carryout Bags**	Water Consumption		
	Gallons of Water per 1,500 plastic bags	Gallons of Water Per Day*	Millions of Gallons per Year
552,931,362	58	58,575	21.38

\*Calculations are contained in the Utility Worksheets contained in Appendix C

\*\* See Appendix C for the calculations for each individual city.

Source: Boustead Consulting and Associates Ltd. 2007. Life Cycle Assessment for Three Types of Grocery Bags – Recyclable Plastic; Compostable, Biodegradable Plastic; and Recycled, Recyclable Paper. Prepared for Progressive Bag Affiliates; Ordinances to Ban Plastic Carryout Bags in Los Angeles County FEIR (SCH#2009111104, November 2010).

Based on the Ecobilan LCA data, water demand associated with the manufacture of the 552.9 million single-use plastic carryout bags currently used in the Study Area is approximately 11.95 million gallons per year or 32,744 gallons per day (0.032744 million gallons per day (MGD)). Based on the Boustead LCA data, water demand associated with the manufacture of the 552.9 million single-use plastic carryout bags used in the Study Area is approximately 58,575 gallons per day (0.058575 MGD).

No known plastic bag manufacturing facilities are located within either San Mateo County or Santa Clara County; therefore, water demand associated with plastic single-use carryout bag manufacturing does not directly affect the existing water supply in either county.

**b. Wastewater Collection and Treatment.**

County of San Mateo. The County of San Mateo manages 10 sewer districts that include approximately 150 miles of sewer pipes (County of San Mateo, April 2012). The approximate number of miles of sewer pipes maintained per district is shown below.

- 1) Burlingame Hills Sewer Maintenance District – 7.2 miles
- 2) Crystal Springs County Sanitation District – 18.9 miles
- 3) Devonshire County Sanitation District – 4.5 miles
- 4) Edgewood Sewer Maintenance District – 0.3 miles
- 5) Emerald Lake Heights Sewer Maintenance District – 29.0 miles
- 6) Fair Oaks Sewer Maintenance District – 81.3 miles
- 7) Harbor Industrial Sewer Maintenance District – 1.3 miles
- 8) Kensington Square Sewer Maintenance District – 0.8 miles
- 9) Oak Knoll Sewer Maintenance District – 1.5 miles
- 10) Scenic Heights County Sanitation District – 2.5 miles

The Districts contract with the neighboring cities or towns (also called downstream agencies) for the use of their pipes to transport sewage to the wastewater treatment plants. The County owns, operates, and maintains sewer mains, while sewer laterals are maintained by the property owner(s) served and wastewater treatment plants are operated by joint power authorities that do not include the County. Sewage flows from the collection systems in County districts to sewage treatment plants operated by the South Bayside System Authority (SBSA), or



the cities of Burlingame or San Mateo. The County Sewer/Sanitation Districts pay the plant or city that treats the sewage (County of San Mateo, 2011). The wastewater travels from the district sewer pipes to the pipes maintained by the County, city or town located between the district and the treatment plant. Eventually, the wastewater flows into a wastewater treatment plant to be treated before being discharged into San Francisco Bay.

Table 4.5-3 summarizes the various wastewater treatment plants, the cities they serve and the existing capacity at the plants.

**Table 4.5-3  
 Current Treatment Plants, Flow and Remaining Capacity  
 in the Study Area**

<b>Treatment Plant</b>	<b>Cities Served in Study Area</b>	<b>Existing Flow (mgd)</b>	<b>Existing Capacity (mgd)</b>	<b>Remaining Capacity (mgd)</b>
Southeast Water Quality Control treatment facility	Brisbane	68	150	82
South Bayside System Authority	Belmont, San Carlos, Redwood City, Menlo Park, Atherton*, Portola Valley, and Woodside	15.8	29	13.2
Sewer Authority Mid Coastside	Half Moon Bay, unincorporated San Mateo County	4	15	9
North San Mateo County Sanitation District	Daly City, unincorporated San Mateo County	7.2	10.3	3.1
South San Francisco-San Bruno Water Quality Control Plant	South San Francisco, San Bruno, Colma, southern part of Daly City	9	60	51
San Mateo/EMID Wastewater Treatment Plant	San Mateo and Foster City	12.3	15.7	3.4
Calera Creek Water Recycling Plant	Pacifica	3.5	20	3
Millbrae Treatment Plant	Millbrae, unincorporated San Mateo County	1.8	3	1.2
Burlingame Waste Water Treatment Plant	Burlingame, Hillsborough*, unincorporated San Mateo County	3.4	5.5	2.1
San Jose/Santa Clara Water Pollution Control Plant	Campbell, Los Gatos, Cupertino, Milpitas, Monte Sereno*	120	167	47
Regional Water Quality Control Plant in Palo Alto	East Palo Alto, Mountain View, Los Altos, Los Altos Hills*	22	34	12
<b>Total</b>		<b>267</b>	<b>509.5</b>	<b>242.5</b>

*Mgd = million gallons per day of wastewater*

*Source: City of San Jose, May 2011, City of Palo Alto, 2012, Pacific Clean Energy.org – Burlingame Wastewater Treatment Plant, 2011, EPA – Millbrae Treatment Plant, 2011, Personal Communication Calera Creek Water Recycling Plant, May 2012, City of San Bruno Wastewater Division, 2012 and City of South San Francisco Public Works Homepage, 2012, City of Daly City Wastewater Homepage, 2012, Sewer Authority Mid-Coastside Homepage, 2012, City of Brisbane Homepage. May 2012.*

*\* These cities are not included within the scope of the Proposed Ordinance since they do not contain any retailers that would be subject to the proposed Ordinance. However, because residents living within these cities would shop at retailers in the neighboring communities which would be subject to the Proposed Ordinance, these customers' bag use is considered within this analysis as a conservative approach.*



County of Santa Clara Cities. Santa Clara County is served by eight municipal and eight special sanitary district sewage collection systems. The cities of Milpitas, Cupertino, Los Gatos, and Campbell are located in the northern portion of Santa Clara County, which are served primarily by the San Jose/Santa Clara Water Pollution Control Plant. The San Jose/Santa Clara Water Pollution Control Plant is one of the largest advanced wastewater treatment facilities in California. As shown in Table 4.5-3, the Water Pollution Control Plant currently treats approximately 120 million gallons of wastewater per day and has the capacity to treat 167 million gallons of wastewater per day (City of San Jose, May 2011). The cities of Mountain View and Los Altos are served by the Regional Water Quality Control Plant in Palo Alto. As shown in Table 4.5-3, the Palo Alto plant has a capacity of approximately 34 million gallons per day and currently treats approximately 22 million gallons per day (City of Palo Alto, 2012).

Thus for the Study Area as shown in Table 4.5-3, the existing remaining capacity for all treatment plants listed above is approximately 243 million gallons per day.

Wastewater Generation Associated with Single-Use Plastic Carryout Bags. Various studies have estimated wastewater generation associated with the manufacture of different types of carryout bags (single-use plastic, paper or reusable bags) to determine a per bag wastewater use rate. The Ecobilan study determined that per 9,000 liters of groceries, the manufacture of plastic bags would generate 50 liters of wastewater, while the manufacture of paper bags would generate 130.7 liters of wastewater and the manufacture of reusable bags (used 52 times) would generate 2.63 liters of wastewater. Based on the Ecobilan data, Table 4.5-4 displays the existing wastewater generation associated with the manufacture of the approximately 552.9 million plastic bags currently used in the Study Area annually. As shown, the manufacture of plastic bags currently generates approximately 31,125 gallons of wastewater per day (or 0.031125 MGD). Since no manufacturing facilities are located in the study, wastewater generation associated with single-use plastic carryout bag use does not directly affect any Study Area wastewater conveyance or treatment facilities.

**Table 4.5-4  
 Current Wastewater Generation Associated with Single-Use Plastic Carryout Bags Based on Ecobilan Data**

Number of Plastic Bags**	Wastewater		
	Liters of Wastewater per 9,000 liters of Groceries	Gallons of Water Per Day*	Millions of Gallons per Year
552,931,362	50	31,125	11.36

\*Calculations are contained in the Utility Worksheets contained in Appendix C

\*\* See Appendix C for the calculations for each individual city.

Source: Ecobilan. February 2004. *Environmental Impact Assessment of Carrefour Bags: An Analysis of the Life Cycle of Shopping Bags of Plastic, Paper, and Biodegradable Material*. Prepared for: Carrefour Group. Neuilly-sur-Seine, France; and Ordinances to Ban Plastic Carryout Bags in Los Angeles County FEIR (SCH#2009111104, November 2010).

**c. Solid Waste.**

County of San Mateo. There is only one active solid waste disposal facility located within San Mateo County. The main solid waste disposal site for San Mateo County is located



north of Highway 92 three miles east of Half Moon Bay within the 2,183 acre Ox Mountain Ranch property (County of San Mateo General Plan, November 1986). A number of other landfill disposal facilities throughout the County have been phased out or closed, and almost all solid waste generated within San Mateo County is disposed of at the large Ox Mountain Landfill. As shown in Table 4.5-5 below, the Ox Mountain Landfill has a permitted daily throughput of 3,598 tons per day, a remaining capacity of 44,646,148 cubic yards, and an estimated closure date of January 1, 2018 (CalRecycle, May 2012).

County of Santa Clara Cities. Solid waste generated in the cities of Milpitas, Cupertino and Los Altos are transferred to the Newby Island landfill, located on Dixon Landing Road in the City of San Jose (City of Cupertino General Plan, November 2005; City of Los Altos General Plan, November 2002; City of Milpitas General Plan, January 2002). Solid waste generated in the cities of Los Gatos and Campbell is taken to the Guadalupe landfill (City of Campbell General Plan, November 2001; Town of Los Gatos General Plan, January 2011). Solid waste generated in the City of Mountain View is first taken to the Sunnyvale Materials Recovery and Transfer Station (SMaRT Station®) where the unrecycled portion is eventually taken to the Kirby Canyon Landfill in San Jose (City of Mountain View General Plan, 1992).

Table 4.5-5 summarizes the permitted throughput, estimated capacity, and estimated closure date for facilities served by the Study Area.

**Table 4.5-5  
Solid Waste Disposal Facilities**

Facility	Permitted Daily Throughput (tons/day)	Estimated Remaining Capacity (CY)*	Estimated Closure Date
Ox Mountain Landfill	3,598	44,646,148	2018
Newby Island Landfill	4,000	18,274,953	2025
Kirby Canyon Landfill	2,600	57,271,507	2022
Guadalupe Sanitary Landfill	1,300	11,055,000	2048

Source: California Department of Resources Recycling and Recovery (CalRecycle), <http://www.calrecycle.ca.gov/SWFacilities/Directory/Search.aspx> accessed on May 15, 2012.  
\* Remaining capacity estimates are based on reported estimated closure date minus the annual average throughput since date of reported remaining capacity.  
cy=cubic yards

All participating municipalities in the Study Area are required to comply with State Law AB 939, which required every city in California to reduce the waste it sends to landfills by 50% by the year 2000. As of 2006, each of the participating municipalities were diverting at least 50% of their solid waste (CalRecycle, Jurisdiction Diversion/Disposal Rate Summary, Accessed May 2012), thereby complying with the standards established by AB 939. As of 2006, the unincorporated areas of San Mateo County were recycling or otherwise diverting 62% of the solid waste generated countywide.



Solid Waste Generation Associated with Single-use Plastic Carryout Bags. Various studies have estimated solid waste rates related to the different types of carryout bags (single-use plastic, paper or reusable bags) to determine a per bag solid waste rate. Using EPA recycling rates and the Ecobilan data, it was determined that a plastic bag would generate .0065 kilograms (kg) of solid waste per bag, while a paper bag would generate 0.0087 kg of waste per bag, and a reusable bag (used 52 times) would generate 0.001 kg of waste per bag. Similarly, using the Boustead data along with EPA recycling rates, it was determined that plastic bags would produce 0.004 kg waste per bag, while a paper bag would result in 0.021 kg of waste per bag. The Boustead data does not estimate the solid waste from reusable bags. Tables 4.5-6 and 4.5-7 estimate the amount of solid waste associated with plastic bags currently used in the Study Area based on the Ecobilan and Boustead studies.

**Table 4.5-6  
 Current Solid Waste Associated with Single-use Plastic Carryout Bags Based on Ecobilan Data**

Number of Single-Use Plastic Carryout Bags**	Solid Waste		
	Solid Waste per Bag (kg)	Solid Waste Per Day (tons)*	Solid Waste per Year (tons)
552,931,362	0.0065	10.89	3,976

\*Calculations are contained in the Utility Worksheets contained in Appendix C

\*\* See Appendix C for the calculations for each individual city.

Source: Ecobilan. February 2004. Environmental Impact Assessment of Carrefour Bags: An Analysis of the Life Cycle of Shopping Bags of Plastic, Paper, and Biodegradable Material. Prepared for: Carrefour Group. Neuilly-sur-Seine, France; and Ordinances to Ban Plastic Carryout Bags in Los Angeles County FEIR (SCH#2009111104, November 2010. .

**Table 4.5-7  
 Current Solid Waste Generation Associated with Single-use Plastic Carryout Bags Based on Boustead Data**

Number of Single-Use Plastic Carryout Bags	Solid Waste		
	Solid Waste per Bag (kg)	Solid Waste Per Day (tons)*	Solid Waste per Year (tons)
552,931,362	0.004	6.90	2,520

\*Calculations are contained in the Utility Worksheets contained in Appendix C

\*\* See Appendix C for the calculations for each individual city.

Source: Boustead Consulting and Associates Ltd. 2007. Life Cycle Assessment for Three Types of Grocery Bags – Recyclable Plastic; Compostable, Biodegradable Plastic; and Recycled, Recyclable Paper. Prepared for: Progressive Bag Affiliates; and Ordinances to Ban Plastic Carryout Bags in Los Angeles County FEIR (SCH#2009111104, November 2010. .

As shown in Table 4.5-6, based on current EPA recycling rates and the Ecobilan data, the use of single-use plastic carryout bags within the Study Area generates approximately 10.89 tons of solid waste per day, or 3,976 tons per year. Based on the Boustead data (Table 4.5-7), the use of single-use plastic carryout bags within the Study Area generates approximately 6.90 tons of solid waste per day, or 2,520 tons per year.



## 4.5.2 Impact Analysis

**a. Methodology and Significance Thresholds.** To analyze impacts to utilities, the anticipated increase of water, wastewater and solid waste as a result of implementation of the Proposed Ordinance was compared to the available capacity of facilities that serve the Study Area.

Based on the County of San Mateo's environmental checklist, a significant impact related to utilities and service systems would occur if the Proposed Ordinance:

1. *Requires installation of a septic tank/leachfield sewage disposal system or require hookup to an existing collection system which is at or over capacity;*
2. *Adversely affects the capacity of any public facilities (streets, highways, freeways, public transit, schools, parks, police, fire, hospitals), public utilities (electrical, water and gas supply lines, sewage and storm drain discharge lines, sanitary landfills) or public works serving the site;*
3. *Generates any demands that will cause a public facility or utility to reach or exceed its capacity;*
4. *Creates significant amounts of solid waste or litter.*

The Initial Study (Appendix A) determined that all of the above criteria should be discussed in this EIR except impacts related to public facilities (streets, highways, freeways, public transit, schools, parks, police, fire, hospitals), which were determined to be less than significant. Impacts related to water, wastewater, and solid waste are discussed below.

### **b. Project Impacts and Mitigation Measures**

**Impact U-1**     **The increase of reusable bags within the Study Area as a result of the Proposed Ordinance would incrementally increase water demand due to washing of reusable bags by a negligible amount. However, sufficient water supplies are available to meet the demand created by reusable bags. Therefore, water supply impacts would be Class III, less than significant.**

The Proposed Ordinance would increase the use of reusable bags as a result of prohibiting the distribution of single-use carryout plastic bags by retailers (excluding restaurants) and requiring a mandatory charge for recyclable paper bags. Manufacturing facilities of carryout bags are not known to be located within San Mateo or Santa Clara Counties. Therefore, manufacturing facilities would not utilize the water supplies of either County.

In addition to water use from manufacturing carryout bags, the Proposed Ordinance may result in increased water use as reusable bags would be machine washable or made from a material that can be cleaned or disinfected, as required by the Proposed Ordinance. Washing reusable bags used in the Study Area would utilize the water supplies of that municipality. It is anticipated that most bag users would simply include reusable bags in wash loads that would occur with or without the bags. Nevertheless, in order to provide a conservative estimate for



project impact to water usage, this analysis assumes that the demand for water in the Study Area would increase in order to maintain the hygiene of reusable bags, where bags are cleaned by washing machine or rinsing. This analysis assumes that approximately half of the reusable bags would be cleaned by rinsing and sanitizing and the other half would be machine washed. Assuming that all new reusable carryout bags require monthly cleaning in either a washing machine or by rinsing, the total increase in Study Area water demand (as shown in Table 4.5-8) would be approximately 395 AFY.

**Table 4.5-8  
 Water Use From Reusable Bag Cleaning**

# of Additional Reusable Bags from Proposed Ordinance that Require Washing <sup>1</sup>	Number of times washed per year (monthly) <sup>2</sup>	# bags per Wash Load <sup>3</sup>	# of Loads per Year	Gallons of Water per Wash Load*	Total Gallons per Year	Acre Feet Year (AFY)
3,455,821	12	19	2,182,624	40	87,304,960	267.93
3,455,821	12	N/A	N/A	1	41,469,852	127.26
<b>Total</b>						<b>395.19</b>

<sup>1</sup> Assumes that 50% of reusable bags would be machine washable and 50% would be hand washed/sanitized.

<sup>2</sup> Assumes that each bag is washed once a month.

<sup>3</sup> Assumes an average washer capacity of 8 pounds per load and 6.8 ounces per bag (as measured on 8/10/2010 by Rincon Consultants, Inc.)

\*Source: California Energy Commission: Consumer Energy Center, 2010; City of Santa Monica Carryout Bag Final EIR, January 2011.

As stated in the *Setting*, for the Study Area, the total existing water supply from both the BAWSCA and the SCVWD which serve the entire Study Area is approximately 604,095 AFY and is projected to be approximately 677,830 AFY between the years of 2015 and 2018 (or approximately 73,735 AFY more than current conditions). Based on the water supply estimates for the Study Area and assuming that all member agencies fully participate in water conservation programs, the conservative estimate for additional water demand associated with reusable bag washing would represent approximately 0.065% of the current supply and 0.058% of the anticipated supply between the years 2015 and 2018. Thus, the potential increase in water demand due to implementation of the Proposed Ordinance is within the capacity of the water supplies of the Study Area and would result in a less than significant impact. Furthermore, the estimated water demand associated with implementation of the Proposed Ordinance is very conservative, as it assumes that 50% of reusable bags would be washed in separate washing machine loads rather than included in existing wash loads.

**Mitigation Measures.** Impacts would be less than significant; therefore mitigation is not required.

**Significance After Mitigation.** Impacts would be less than significant without mitigation.



**Impact U-2** Water use associated with washing reusable bags would increase negligibly in the Study Area resulting in an increase in wastewater generation. Projected wastewater flows would remain within the capacity of the wastewater collection and treatment system of the Study Area, and would not exceed applicable wastewater treatment requirements of the RWQCB. Impacts would be Class III, *less than significant*.

Although the Proposed Ordinance would not result in additional sewer connections or an increase in the service population, it may incrementally increase water use associated with washing of reusable bags and, therefore, may incrementally increase Study Area wastewater generation. As stated in the *Setting*, the existing remaining capacity for all treatment plants listed in Table 4.5-3 is approximately 243 million gallons per day.

The manufacture of single-use carryout bags produces wastewater (as described above in the *Setting*); however, because there are no known manufacturing facilities located within San Mateo or Santa Clara counties, the use of single-use plastic carryout bags does not currently affect wastewater conveyance or treatment facilities serving the Study Area.

The use of reusable bags within the Study Area would, however, require periodic washing of bags for hygienic purposes. Assuming that 100% of the water used to wash reusable bags would become wastewater, approximately 395 AFY per year (128,774,812 gallons) or approximately 352,808 gallons per day would enter the sewer system and require treatment at the Study Area's treatment plants. 352,808 gallons per day represents 0.15% of the available capacity (approximately 243 MGD) at all Study Area treatment plants and would not exceed the remaining capacity at any of the treatment plants. Thus, there is adequate capacity to treat the additional wastewater that would result from the Proposed Ordinance and no new facilities would be necessary. Impacts would be less than significant.

**Mitigation Measures.** Impacts would be less than significant; therefore, mitigation is not necessary.

**Significance After Mitigation.** Impacts related to wastewater generation would be less than significant without mitigation.

**Impact U-3** The Proposed Ordinance would alter the solid waste generation associated with increased paper bag use in the Study Area. However, projected future solid waste generation would remain within the capacity of regional landfills. Impacts would therefore be Class III, *less than significant*.

Solid waste generated within the Study Area is taken to various landfills operating within San Mateo and Santa Clara Counties. Solid waste in the County of San Mateo is sent to the Ox Mountain Landfill. Solid waste generated in the six participating municipalities located in Santa Clara County is sent to the Guadalupe, Kirby Canyon, or Newby Island Landfills.





The Proposed Ordinance does not involve any physical development. However, use of carryout bags would require disposal at the end of use and would incrementally increase existing solid waste generation. Tables 4.5-9 and 4.5-10 estimate the anticipated change in solid waste generation that would result from the Proposed Ordinance using the Ecobilan (Table 4.5-9) and the Boustead (Table 4.5-10) data.

**Table 4.5-9  
Solid Waste Due to Carryout Bags Based on Ecobilan Data**

Type of Bags	Number of Bags	Solid Waste		
		Solid Waste per Bag per day (kg)	Solid Waste Per Day (tons)*	Solid Waste per Year (tons)
Plastic	27,646,568	0.0065	0.054	199
Paper	165,879,409	0.0087	4.37	1,596
Reusable (used 52 times)	6,911,642	0.001	0.009	3.29
<b>Total</b>			<b>4.43</b>	<b>1,798.29</b>
<b>Existing</b>			<b>10.89</b>	<b>3,979</b>
<b>Net Change (Total minus Existing)</b>			<b>(6.46)</b>	<b>(2,180.71)</b>

*\*Calculations are contained in the Utility Worksheets contained in Appendix C  
Source: Ecobilan. February 2004. Environmental Impact Assessment of Carrefour Bags: An Analysis of the Life Cycle of Shopping Bags of Plastic, Paper, and Biodegradable Material. Prepared for: Carrefour Group. Neuilly-sur-Seine, France; and Ordinances to Ban Plastic Carryout Bags in Los Angeles County FEIR (SCH#2009111104, November 2010). See Appendix C for Solid Waste for individual municipalities' bag use*

**Table 4.5-10  
Solid Waste Due to Carryout Bags Based on Boustead Data**

Type of Bags	Number of Bags	Solid Waste		
		Solid Waste per Bag per day (kg)	Solid Waste Per Day (tons)*	Solid Waste per Year (tons)
Plastic	27,646,568	0.004	0.345	126
Paper	165,879,409	0.021	10.73	3,918
<b>Total</b>			<b>11.08</b>	<b>4,044</b>
<b>Existing</b>			<b>6.90</b>	<b>2,520</b>
<b>Net Change (Total minus Existing)</b>			<b>4.18</b>	<b>1,524</b>

*\*Calculations are contained in the Utility Worksheets contained in Appendix C  
Source: Boustead Consulting and Associates Ltd. 2007. Life Cycle Assessment for Three Types of Grocery Bags – Recyclable Plastic; Compostable, Biodegradable Plastic; and Recycled, Recyclable Paper. Prepared for: Progressive Bag Affiliates; and Ordinances to Ban Plastic Carryout Bags in Los Angeles County FEIR (SCH#2009111104, November 2010).  
\*\*Please note that the Boustead data does not estimate solid waste from reusable bags.  
See Appendix C for Solid Waste for individual municipalities' bag use*

As shown in Table 4.5-9, based on the Ecobilan data, the Proposed Ordinance would result in a reduction of approximately 2,181 tons per year of solid waste. However, based on the Boustead



data, there would be an increase of approximately 1,524 tons per year of solid waste, primarily due to the projected increase in paper bag use.

Based on the “worst case” scenario (the Boustead data in Table 4.5-10), the increase of solid waste (4.28 tons per day) represents less than 0.33% of the daily capacity at all of the landfills that serve the Study Area. Therefore the increase in solid waste, based on the “worst case” scenario, would not exceed the daily capacity for any of the Study Area landfills, including Ox Mountain Landfill (daily capacity of 3,598 tons/day), Kirby Canyon Landfill (daily capacity of 2,600 tons/day), the Newby Island Landfill (daily capacity of 4,000 tons/day), or the Guadalupe Sanitary Landfill (daily capacity of 1,300 tons/day). Therefore, the impact to solid waste facilities as a result of the Proposed Ordinance would be less than significant.

**Mitigation Measures.** Impacts would be less than significant; therefore, mitigation is not required.

**Significance After Mitigation.** Impacts related to solid waste generation would be less than significant without mitigation.

**c. Cumulative Impacts.** Adopted and pending carryout bag ordinances, as described in Table 3-1 in Section 3.0, *Environmental Setting*, would continue to reduce the amount of single-use carryout bags, and promote a shift toward reusable carryout bags. Cumulative impacts are discussed below by impact area.

**Water.** Similar to the Proposed Ordinance, other adopted and pending ordinances could incrementally increase water use associated with washing of reusable bags for hygienic purposes. Nine other agencies in San Francisco Bay Area region (City of Fairfax, County of Santa Clara, City of San Jose, City of Sunnyvale, County of Santa Cruz, Marin County, City of San Francisco, Alameda County, and the City of Palo Alto) have either adopted or are considering such ordinances. However, based on the incremental water use associated with the Proposed Ordinance (increase of approximately 395 AFY per year), the other ordinances are not expected to generate an increase in water that would exceed water supplies in their respective regions. In addition, because other agencies (i.e., County of Santa Cruz, City of Fairfax and Marin County), may have separate water supplies than those that serve the Study Area, the Proposed Ordinance’s increase in wastewater would not impact water supplies in those areas. Therefore, cumulative water impacts would not be significant.

**Wastewater.** Similar to the Proposed Ordinance, other adopted and pending ordinances could incrementally increase wastewater associated with washing of reusable bags. Nine other agencies in San Francisco Bay Area region (County of Santa Clara, City of San Jose, City of Sunnyvale, County of Santa Cruz, Marin County, City of San Francisco, Alameda County, and the City of Palo Alto) have either adopted or are considering such ordinances. However, based on the incremental increase in wastewater associated with the Proposed Ordinance (approximately 352,208 gallons per day), the other ordinances are not expected to generate an increase in wastewater that would exceed the capacity of a wastewater treatment plant or require new or expanded facilities within their respective regions. In addition, because other agencies (i.e., County of Santa Cruz, City of Fairfax and Marin County) may have separate treatment plants than those that serve the Study Area, the Proposed Ordinance’s increase in



wastewater would not impact treatment plants in those areas. Therefore, cumulative wastewater impacts would not be significant.

Solid Waste. Similar to the Proposed Ordinance, other adopted and pending ordinances could incrementally increase solid waste associated with carryout bags. Ten other agencies in San Francisco Bay Area region (City of Millbrae, City of Fairfax, County of Santa Clara, City of San Jose, City of Sunnyvale, County of Santa Cruz, Marin County, City of San Francisco, Alameda County, and the City of Palo Alto) have either adopted or are considering such ordinances. As described in Impact U-3, these ordinances may actually result in a reduction of solid waste according to the Ecobilan study. However, using the more conservative Boustead data, based on the incremental increase in solid waste (approximately 4.28 tons per day) associated with the Proposed Ordinance, the other ordinances are not expected to generate an increase in solid waste that would exceed the capacity of a regional landfill or require new or expanded facilities within their respective regions. In addition, because other agencies (i.e., County of Santa Cruz, City of Fairfax and Marin County), may utilize other landfills than those that serve the Study Area, the Proposed Ordinance's increase in solid waste would not impact landfill capacity in those areas. Therefore, cumulative solid waste impacts would not be significant.



*This page intentionally left blank*



## 5.0 OTHER CEQA DISCUSSIONS

This section discusses additional issues required for analysis under CEQA, including growth inducement and significant irreversible environmental effects.

### 5.1 GROWTH INDUCING IMPACTS

The *CEQA Guidelines* require a discussion of a proposed project's potential to foster economic or population growth, including ways in which a project could remove an obstacle to growth. Growth does not necessarily create significant physical changes to the environment. However, depending upon the type, magnitude, and location of growth, it can result in significant adverse environmental effects. Therefore, the Proposed Ordinance's growth-inducing potential is considered significant if it could result in significant physical effects in one or more environmental issue areas. The most commonly cited example of how an economic effect might create a physical change is where economic growth in one area could create blight conditions elsewhere by causing existing competitors to go out of business and the buildings to be left vacant.

#### 5.1.1 Economic and Population Growth

The Proposed Ordinance would prohibit retail establishments (excluding restaurants) in the Study Area from distributing single-use carryout paper and plastic bags at no charge, and would create a mandatory 10 cent (\$0.10) charge for each recycled paper and reusable bag distributed by these stores at the point of sale. The intent of the Proposed Ordinance is to reduce the environmental impacts related to the use of single-use plastic bags, and to promote a shift toward the use of reusable bags. The Proposed Ordinance would not include development of any physical structures or involve any construction activity.

Plastic bag production and distribution would reduce as a result of the Proposed Ordinance. However, employment patterns in the region would not be affected as there are no known plastic bag manufacturing facilities in the Study Area. In addition, recyclable paper bag use is anticipated to increase incrementally. However, similar to plastic bag manufacturing, employment patterns in the region would not be affected by the Proposed Ordinance as there are no known paper bag manufacturing plants in the Study Area. However, it should be noted that there is a paperbag manufacturing plant in Beuna Park, California (see NOP Scoping Letter from International Paper letter contained in Appendix A). Also, demand for reusable bags can be anticipated to increase. Nevertheless, incremental increases in the use of paper and reusable bags in the region is not anticipated to significantly affect long-term employment at these facilities or increase the region's population.

Therefore, the Proposed Ordinance would not be growth-inducing as it would not affect long-term employment opportunities or increase the region's population.

Revenues generated by sales of paper bags would remain with the affected stores. The Proposed Ordinance would not affect economic growth and therefore would not be significant.



### 5.1.2 Removal of Obstacles to Growth

The Proposed Ordinance would prohibit retail establishments (excluding restaurants) in the Study Area from distributing single-use carryout paper and plastic bags at no charge, and would create a mandatory 10 cent (\$0.10) charge for each recycled paper and reusable bag distributed by these stores at the point of sale. The intent of the Proposed Ordinance is to reduce the environmental impacts related to the use of single-use plastic bags, and to promote a shift toward the use of reusable bags. No improvements to water, sewer, and drainage connection infrastructure would be necessary. No new roads would be required. Because the Proposed Ordinance would not include any physical development or construction activities and would not involve the extension of infrastructure into areas that otherwise could not accommodate growth, it would not remove an obstacle to growth.

## 5.2 IRREVERSIBLE ENVIRONMENTAL EFFECTS

The *CEQA Guidelines* require that EIRs reveal the significant environmental changes that would occur with project development. CEQA also requires decisionmakers to balance the benefits of a proposed project against its unavoidable environmental risks in determining whether to approve a project. This section addresses non-renewable resources, the commitment of future generations to the Proposed Ordinance, and irreversible impacts associated with the Proposed Ordinance.

The Proposed Ordinance would prohibit retail establishments (excluding restaurants) in the Study Area, from distributing single-use carryout paper and plastic bags at no charge, and would create a mandatory 10 cent (\$0.10) charge for each recycled paper and reusable bag distributed by these stores at the point of sale. The intent of the Proposed Ordinance is to reduce the environmental impacts related to the use of single-use carryout bags, and to promote a shift toward the use of reusable bags. As an ordinance, the project would not include development of any physical structures or involve any construction activity. Therefore, the Proposed Ordinance would not alter existing land uses or cause irreversible physical alterations related to land development or resource use. To the contrary, the express purpose of the Ordinance is to reduce the wasteful use of resources and associated environmental impacts.

The manufacturing of carryout bags and the additional truck trips associated with delivering carryout bags (recyclable paper and reusable bags) to the Study Area would incrementally reduce regional air pollutant emissions. As discussed in Section 4.1, *Air Quality*, air pollutant emissions would not be increased beyond existing thresholds and with anticipated reductions in the overall number of plastic bags used in the Study Area, emissions would be reduced compared to existing conditions. Similarly, as discussed in Section 4.3, *Greenhouse Gas Emissions*, although the proposed Ordinance would result in net increase of GHG emissions (approximately 0.006 CO<sub>2</sub>e/person/year) compared to existing conditions, this increase would not exceed any thresholds of significance and the Proposed Ordinance would be consistent with applicable plans, policies and regulations related to reducing GHG emissions. Thus, the Proposed Ordinance would not result in any significant impacts related to air quality and GHG emissions.



## **6.0 ALTERNATIVES**

As required by Section 15126.6 of the *CEQA Guidelines*, this section examines a range of reasonable alternatives to the proposed project. The following four alternatives are evaluated:

- *Alternative 1: No Project*
- *Alternative 2: Ban on Single-Use Plastic Bags at all Retail Establishments*
- *Alternative 3: Mandatory Charge of \$0.25 for Paper Bags*
- *Alternative 4: Ban on Both Single-use Plastic and Paper Carryout Bags*

This section also includes a discussion of the “environmentally superior alternative” among those studied.

### **6.1 ALTERNATIVE 1: NO PROJECT ALTERNATIVE**

#### **6.1.1 Description**

The no project alternative assumes that the Single Use Bag Ban Ordinance is not adopted or implemented. Single-use plastic and paper carryout bags would continue to be available free-of-charge to customers at most retail stores throughout the Study Area. In addition, reusable carryout bags would continue to be available for purchase by retailers. Thus, it is assumed that the use of carryout bags at Study Area retail stores would not change compared to current conditions.

#### **6.1.2 Impact Analysis**

No change in environmental conditions would occur under this alternative because neither a ban nor a mandatory charge for carryout bags would be imposed. Thus, Study Area retail customers would have no incentive to alter their existing carryout bag preferences. Because conditions would not change under this alternative, none of the impacts in the studied issue areas associated with the Proposed Ordinance would occur. This alternative would not result in the change in truck trips associated with delivering reusable bags and paper bags that would occur with implementation of the Proposed Ordinance and would therefore eliminate the greenhouse gas (GHG)/climate change impacts associated with such trips. In addition, because the No Project alternative would not facilitate a shift to reusable bags, the Proposed Ordinance’s less than significant impacts related to water and wastewater demand from washing reusable bags would be eliminated. On the other hand, this alternative would not achieve the Proposed Ordinance’s beneficial effects relative to air quality, biological resources (sensitive species), and hydrology and water quality, nor would it result in the general benefits with respect to litter reduction that are expected to result from implementation of the Proposed Ordinance. Solid waste generation would not change from existing conditions and, therefore, there would be no impact related to solid waste facilities.



## 6.2 ALTERNATIVE 2: BAN ON SINGLE-USE PLASTIC BAGS AT ALL RETAIL ESTABLISHMENTS

### 6.2.1 Description

Similar to the proposed Single Use Bag Ban Ordinance, this alternative would prohibit Study Area retailers from providing single-use plastic carryout bags to customers at the point of sale and create a mandatory \$0.10 charge per paper bag until December 31, 2014 and twenty-five cents (\$0.25) per paper bag on or after January 1, 2015. However, under this alternative, the Ordinance would apply to all categories of retail establishments, including restaurants and non-profit, charitable retailers. As a result, under this alternative, no single-use plastic carry out bags would be distributed at the point of sale anywhere within the Study Area.

Under this alternative, the Ordinance would eliminate distribution of all single-use plastic bags carryout bags within the Study Area (a reduction of 552,931,362 plastic bags). In contrast, the Proposed Ordinance is expected to reduce the number of single-use plastic carryout bags distributed within the Study Area by 95%. It is assumed that the additional plastic bags that would be removed under this alternative would be replaced by recyclable paper bags, such that, in total, 35% of single-use plastic bags currently used within the Study Area would be replaced by recyclable paper bags, and 65% would be replaced by reusable bags.

The total estimate of bag use under this alternative, compared to the Proposed Ordinance, is summarized in Table 6-1.

**Table 6-1  
 Estimated Carryout Bag Use: Proposed Ordinance versus Alternative 2**

Bag Type	Carryout Bags Used Annually	
	Proposed Ordinance*	Alternative 2**
Single-Use Plastic	27,646,568	0
Single-Use Paper	165,879,409	193,525,977
Reusable	6,911,642	6,911,642
<b>Total</b>	<b>200,437,619</b>	<b>200,437,619</b>

\*Refer to Table 4.1-4 in Section 4.1, Air Quality.

\*\* Based on assumptions of 35% conversion of the volume of existing plastic bag use in the Study Area to paper bags and 65% conversion to reusable bags (based on 52 uses per year).

### 6.2.2 Impact Analysis

**a. Air Quality.** As described in Section 4.1, *Air Quality*, it is anticipated that the Proposed Ordinance would replace the total volume of single-use plastic bags currently used in the Study Area with approximately 30% recyclable paper bags and 65% reusable bags, leaving 5% of the plastic bags in circulation (or approximately 27.6 million bags, as shown in Table 6-1 above). This alternative would prohibit all retail establishments including restaurants in the Study Area from providing single-use plastic carryout bags to customers at the point of sale and





would therefore eliminate an additional 27.6 million single-use plastic bags as compared to the Proposed Ordinance. Consequently, this alternative would reduce emissions associated with plastic bag manufacturing, transportation, and disposal to a greater extent than the Proposed Ordinance.

However, because the additional 5% of single-use plastic bags captured by this alternative would be replaced by paper bags rather than reusable bags (refer to Table 6-1), the total number of paper bags would increase compared to the Proposed Ordinance. As described in Section 4.1, *Air Quality*, paper bags have a greater per bag impact than single-use plastic bags. Because Alternative 2 would essentially trade 27.6 million single-use plastic bags for the same number of single-use paper bags, air pollutant emissions would incrementally increase as compared to what would occur under the Proposed Ordinance.

Table 6-2 estimates emissions that contribute to the development of ground level ozone and atmospheric acidification that would result from implementation of Alternative 2, as compared to the Proposed Ordinance.

**Table 6-2  
 Estimated Emissions that Contribute to Ground Level Ozone and  
 Atmospheric Acidification (AA) from Alternative 2**

<b>Bag Type</b>	<b># of Bags Used per Year</b>	<b>Ozone Emission Rate per Bag</b>	<b>Ozone Emissions (kg) per 1,000 bags</b>	<b>Ozone Emissions per year (kg)</b>	<b>AA Emission Rate per Bag</b>	<b>AA Emissions (kg) per 1,000 bags</b>	<b>AA Emissions per year (kg)</b>
Single-use Plastic	0	1.0	0.023	0	1.0	1.084	0
Single-use Paper	193,525,977	1.3	0.03	5,806	1.9	2.06	398,664
Reusable	6,911,642	1.4	0.032	221	3.0	3.252	22,476
<b>Alternative 2 Total</b>				<b>6,027</b>	<b>Alternative 2 Total</b>		<b>421,140</b>
<b>Proposed Ordinance Total</b>				5,833	<b>Proposed Ordinance Total</b>		394,158
<b>Difference</b>				<b>194</b>	<b>Difference</b>		<b>26,982</b>
<b>Existing Total (without an Ordinance)</b>				12,717	<b>Existing Total (without an Ordinance)</b>		599,378
<b>Net Change of Alternative 2 (Alternative 2 Total minus Existing Total)</b>				<b>(6,690)</b>	<b>Net Change of Alternative 2 (Alternative 2 Total minus Existing Total)</b>		<b>(178,238)</b>

Source: Refer to Table 4.1-5 in Section 4.1, *Air Quality*.



As compared to the Proposed Ordinance, the contribution to ground level ozone would increase by approximately 194 kg per year under this alternative (a 3% increase) and the contribution to atmospheric acidification would increase by approximately 26,982 kg per year (a 6% increase) when compared to the Proposed Ordinance. However, this alternative, like the Proposed Ordinance, would reduce emissions of ozone and atmospheric acidification compared to existing conditions.

To estimate mobile emissions resulting from Alternative 2, the number of truck trips per day was calculated using the assumptions outlined in the Initial Study (Appendix A). As shown in Table 6-3, Alternative 2 would result in an estimated net 687 truck trips per year, or 1.88 truck trips per day, which is slightly higher than the Proposed Ordinance (net 1.57 truck trips per day).

**Table 6-3  
 Estimated Truck Trips per Day  
 Following Implementation of Alternative 2**

<b>Bag Type</b>	<b>Number of Bags per Year</b>	<b>Number of Bags per Truck Load*</b>	<b>Truck Trips Per Year</b>	<b>Truck Trips per Day</b>
Single-use Plastic	0	2,080,000	0	0
Single-use Paper	193,525,977	217,665	889	2.44
Reusable	6,911,642	108,862	64	0.17
<b>Alternative 2 Total</b>			<b>953</b>	<b>2.61</b>
<b>Proposed Ordinance Total</b>			<b>839</b>	<b>2.3</b>
<b>Difference</b>			<b>114</b>	<b>0.31</b>
<b>Existing Total for Plastic Bags (without an Ordinance)</b>			266	0.73
<b>Net Change of Alternative 2 (Alternative 2 Total minus Existing Total)</b>			<b>687</b>	<b>1.88</b>

\*City of Santa Monica Single-Use Carryout Bag Ordinance EIR (SCH #2010041004), January 2011; and City of Sunnyvale Carryout Bag Ordinance EIR (SCH#2011062032), December 2011.

Based on the estimated truck trips for Alternative 2, mobile emissions were calculated using the URBEMIS model. As shown in Table 6-4, although Alternative 2 would slightly increase truck trips compared to the proposed Ordinance, this increase is negligible such that daily ROG, NO<sub>x</sub>, PM<sub>10</sub>, and PM<sub>2.5</sub> emissions would be the same for Alternative 2 as for the Proposed Ordinance. None of these emissions would exceed BAAQMD thresholds.



**Table 6-4  
Operational Emissions Associated with Alternative 2**

	Emissions (lbs/day)			
	ROG	NO <sub>x</sub>	PM <sub>10</sub>	PM <sub>2.5</sub>
Mobile Emissions: Proposed Ordinance	0.02	0.23	0.03	0.01
<b>Mobile Emissions: Alternative 2</b>	<b>0.02</b>	<b>0.27</b>	<b>0.03</b>	<b>0.01</b>
<i>BAAQMD Thresholds</i>	<i>54</i>	<i>54</i>	<i>82</i>	<i>54</i>
<b>Threshold Exceeded?</b>	<b>No</b>	<b>No</b>	<b>No</b>	<b>No</b>

Source: URBEMIS 2007 calculations for Vehicle. See Appendix B for calculations

Based on the above, impacts resulting from bag manufacturing and use (including ground level ozone and atmospheric acidification) would be slightly greater under this alternative, but would continue to be Class IV, *beneficial*, while impacts relating to truck emissions would continue to be Class III, *less than significant*.

**b. Biological Resources.** Similar to the Proposed Ordinance, this alternative would ban single-use plastic carryout bags, thereby reducing the amount of single-use plastic bag litter that could enter the marine environment and affect sensitive species. Although this alternative may incrementally increase the use of paper bags in the Study Area as compared to the Proposed Ordinance, the impacts of paper bags on biological resources are less than those of single-use plastic bags. Because of their weight and recyclability, paper bags are less likely to become litter compared to single-use plastic bags (Green Cities California MEA, 2010). In addition, because paper bags are not as resistant to biodegradation, there would be less risk of entanglement if entering the marine environment compared to single-use plastic bags. Therefore, the impact to sensitive species as a result of litter entering the marine environment from Alternative 2 would be reduced compared to the Proposed Ordinance. Similar to the Proposed Ordinance, impacts would be Class IV, *beneficial*. Overall benefits would be somewhat greater than those of the Proposed Ordinance.

**c. Greenhouse Gas Emissions.** Compared to the Proposed Ordinance, this alternative would be expected to reduce the number of single-use plastic bags by approximately 27.6 million bags and increase the number of paper bags by the same amount. The number of reusable bags would not change as compared to the Proposed Ordinance. As noted in Section 4.3, *Greenhouse Gases*, through the manufacturing, transportation, and disposal, each paper bag results in 3.3 times the emissions of a single-use plastic bag. Because this alternative would increase the number of paper bags and reduce the number of single-use plastic bags, it would result in a net increase of GHG emissions compared to the Proposed Ordinance.

Table 6-5 provides an estimate of GHG emissions associated with implementation of Alternative 2.



**Table 6-5  
 Estimated Greenhouse Gas Emissions  
 from Alternative 2**

<b>Bag Type</b>	<b>Estimated Number of Bags Used per Year</b>	<b>GHG Impact Rate per Bag</b>	<b>CO<sub>2</sub>e (metric tons)</b>	<b>CO<sub>2</sub>e per year (metric tons)</b>	<b>CO<sub>2</sub>e per Person</b>
Single-use Plastic	0	1.0	0.04 per 1,500 bags	0	0
Single-use Paper	193,525,977	2.97	0.1188 per 1,000 bags	22,991	0.022
Reusable	6,911,642	2.6	0.104 per 1,000 bags	719	0.00069
<b>Alternative 2 Total</b>				<b>23,710</b>	<b>0.022</b>
<b>Proposed Ordinance Total</b>				21,163	0.020
<b>Difference</b>				<b>2,547</b>	<b>0.002</b>
<b>Existing Total (without an Ordinance)</b>				14,745	0.014
<b>Net Change of Alternative 2 (Alternative 2 Total minus Existing Total)</b>				<b>8,965</b>	<b>0.009</b>

CO<sub>2</sub>e = Carbon Dioxide Equivalent units  
 Source: Refer to Table 4.3-4 in Section 4.3, Greenhouse Gas Emissions.

Compared to the proposed Ordinance, GHG emissions under Alternative 2 would increase by approximately 0.009 CO<sub>2</sub>e per person per year. Although Alternative 2 would result in slightly greater GHG impacts than the Proposed Ordinance, emissions as a result of this alternative would not exceed the 4.6 metric tons CDE per person per year threshold. Therefore, impacts would remain Class III, *less than significant*.

**d. Hydrology and Water Quality.** Similar to the Proposed Ordinance, this alternative would reduce the number of single-use plastic bags used within the Study Area, thereby incrementally reducing the amount of plastic litter and waste entering storm drains. Although this alternative would be expected to replace 27.6 million single-use plastic bags with the same number of paper bags, single-use paper bags are not as resistant to breakdown and would therefore be less likely to block or clog drains compared to single-use plastic bags (refer to Section 4.4, *Hydrology and Water Quality*). Because paper bags would be less likely to result in storm drain blockage or contamination, this alternative would reduce litter compared to the Proposed Ordinance. As with the Proposed Ordinance, an incremental reduction in the amount of litter that could enter storm drains and local waterways would improve water quality and reduce the potential for storm drain blockage. Therefore, like the Proposed Ordinance, this alternative would result in generally Class IV, *beneficial*, effects to water quality, and overall benefits would be somewhat greater under this alternative.



This alternative would be expected to result in the use of more paper carryout bags in the Study Area than with implementation of the Proposed Ordinance. However, as with the Proposed Ordinance, paper bag manufacturing facilities would be required to adhere to NPDES Permit requirements, AB 258 and the California Health and Safety Code reducing impacts to water quality. Impacts to water quality from altering bag processing activities would be the same as under the Proposed Ordinance and would remain Class III, *less than significant*.

**e. Utilities and Service Systems.** Compared to the Proposed Ordinance, this alternative would be expected to reduce the number of single-use plastic bags by approximately 27.6 million bags and increase the number of paper bags by same amount. The number of reusable bags would not change under this alternative. Because the same number of reusable bags would be used under this alternative as under the Proposed Ordinance, water demand and wastewater generation related to washing reusable bags would be roughly the same. This includes 395 AFY of water and approximately 352,208 gallons per day of wastewater. As discussed in Section 4.5, *Utilities*, there are sufficient water supplies available to meet this demand, as well as capacity within the existing wastewater distribution and treatment system. Therefore, impacts would be similar to the Proposed Ordinance and would continue to be Class III, *less than significant*.

Using the more conservative solid waste generation rates from Boustead (as shown in Table 4.5-9 in Section 4.5, *Utilities and Service systems*), implementation of this alternative would generate a net increase of an estimated 5.62 tons/day of solid waste (calculations are contained in Appendix C). In comparison, implementation of the Proposed Ordinance would generate an increase of 4.17 tons/day. Therefore, Alternative 2 would generate 1.45 tons/day more solid waste than the Proposed Ordinance (a 26% increase). However, like the Proposed Ordinance, this increase would not exceed the available capacity at area landfills. Therefore, solid waste impacts would be greater when compared to the proposed Ordinance, but would remain Class III, *less than significant*.

## **6.3 ALTERNATIVE 3: MANDATORY CHARGE OF \$0.25 FOR PAPER BAGS**

### **6.3.1 Description**

This alternative would continue to prohibit Study Area retail establishments from providing single-use plastic bags to customers at the point of sale, but would increase the mandatory charge for a single-use paper bag from \$0.10 to \$0.25 initially rather than on or after January 1, 2015. As a result of the \$0.15 mandatory charge increase per paper bag, it is anticipated that this alternative would further promote the use of reusable bags since customers would be deterred from purchasing paper bags due to the additional cost.

Based on a cost requirement of \$0.25 per bag, it is assumed that the total volume of plastic bags currently used in the Study Area (approximately 552,931,362 plastic bags per year) would be replaced by approximately 6% paper bags and 89% reusable bags<sup>1</sup> under Alternative 3 (compared to 30% paper and 65% reusable assumed for the Proposed Ordinance). It is assumed

---

<sup>1</sup> Rates from City of San Jose Final EIR, SCH # 2009102095, October 2010.



that 5% of existing single-use plastic bags would remain in use, similar to the Proposed Ordinance, since the alternative would not apply to some retailers who distribute single-use plastic carryout bags (e.g., restaurants). Table 6-6 summarizes the anticipated changes in bag distribution as a result of a \$0.25 mandatory charge under this alternative compared to the \$0.10 charge under the Proposed Ordinance.

**Table 6-6  
 Estimated Bag Use: Proposed Ordinance versus Alternative 3**

Bag Type	Bags Used Annually	
	Proposed Ordinance*	Alternative 3**
Single-Use Plastic	27,646,568	27,646,568
Single-Use Paper	165,879,409	33,175,882
Reusable	6,911,642	9,463,633
<b>Total</b>	200,437,619	70,286,083

\* Refer to Table 4.1-4 in Section 4.1, Air Quality.

\*\* Based on an assumption of 5% existing plastic bag use in Study Area (approximately 552,931,362 plastic bags per year) to remain, 6% conversion of the volume of existing plastic bag use in Study Area to paper bags and 89% conversion to reusable bags (based on 52 uses per year).

### 6.3.2 Impact Analysis

**a. Air Quality.** As described in Section 4.1, *Air Quality*, it is anticipated that the Proposed Ordinance would replace the total volume of single-use plastic bags currently used in the Study Area with approximately 30% recyclable paper bags and 65% reusable bags, leaving 5% of the plastic bags in circulation (or approximately 27.6 million bags, as shown in Table 6-6 above). This alternative would increase the mandatory charge on paper bags by fifteen (\$0.15) cents and would therefore promote a greater shift toward reusable bags. Consequently, this alternative would reduce the number of paper bags and increase the number of reusable bags compared to the Proposed Ordinance. Because this alternative would apply to the same retailers as the Proposed Ordinance, the number of single-use plastic bags remaining in circulation would be the same. In total, Alternative 3 would result in approximately 132 million fewer bags (including single-use plastic, paper, and reusable) than the Proposed Ordinance. Air pollutant emissions associated with bag manufacturing, transportation, and disposal would therefore be reduced when compared to the Proposed Ordinance.

Table 6-7 estimates emissions that contribute to the development of ground level ozone and atmospheric acidification that would result from implementation of Alternative 3, as compared with the Proposed Ordinance. Because this alternative would reduce the number of paper bags in the Study Area, the contribution to ground level ozone would decrease by approximately 3,899 kg per year (a 67% decrease) and contribution to atmospheric acidification would decrease by approximately 265,071 kg per year (a 67% decrease) when compared to the Proposed Ordinance.



**Table 6-7  
 Estimated Emissions that Contribute to Ground Level Ozone and  
 Atmospheric Acidification (AA) from Alternative 3**

<b>Bag Type</b>	<b># of Bags Used per Year</b>	<b>Ozone Emission Rate per Bag</b>	<b>Ozone Emissions (kg) per 1,000 bags</b>	<b>Ozone Emissions per year (kg)</b>	<b>AA Emission Rate per Bag</b>	<b>AA Emissions (kg) per 1,000 bags</b>	<b>AA Emissions per year (kg)</b>
Single-use Plastic	27,646,568	1.0	0.023	636	1.0	1.084	29,969
Single-use Paper	33,175,882	1.3	0.03	995	1.9	2.06	68,342
Reusable	9,463,633	1.4	0.032	303	3.0	3.252	30,776
<b>Alternative 3 Total</b>				<b>1,934</b>	<b>Alternative 3 Total</b>		<b>129,087</b>
<b>Proposed Ordinance Total</b>				5,833	<b>Proposed Ordinance Total</b>		394,158
<b>Difference</b>				<b>(3,899)</b>	<b>Difference</b>		<b>(265,071)</b>
<b>Existing Total (without an Ordinance)</b>				12,717	<b>Existing (without an Ordinance)</b>		599,378
<b>Net Change of Alternative 3 (Alternative 3 Total minus Existing Total)</b>				<b>(10,783)</b>	<b>Net Change</b>		<b>(470,291)</b>

Source: Refer to Table 4.1-5 in Section 4.1, Air Quality.

To estimate mobile emissions resulting from Alternative 3, the number of truck trips per day was calculated using the assumptions outlined in the Initial Study (Appendix A). As shown in Table 6-8, Alternative 3 would result in an estimated 252 truck trips per year, or 0.69 truck trips per day, which is lower than the Proposed Ordinance and would also be lower than the existing number of truck trips related to delivering single-use plastic bags.

Based on the estimated truck trips for Alternative 3, mobile emissions were calculated using the URBEMIS model. As indicated in Table 6-9, this alternative would reduce truck trips compared to existing conditions and would reduce daily emissions compared to the Proposed Ordinance. In addition, because mobile emissions would be reduced compared to existing conditions, these emissions would not exceed BAAQMD thresholds.



**Table 6-8  
 Estimated Truck Trips per Day  
 Following Implementation of Alternative 3**

Bag Type	Number of Bags per Year	Number of Bags per Truck Load*	Truck Trips Per Year	Truck Trips per Day
Single-use Plastic	27,646,568	2,080,000	13	0.036
Single-use Paper	33,175,882	217,665	152	0.417
Reusable	9,463,633	108,862	87	0.238
<b>Alternative 3 Total</b>			<b>252</b>	<b>0.69</b>
<b>Proposed Ordinance Total</b>			<b>839</b>	<b>2.30</b>
<b>Difference</b>			<b>(587)</b>	<b>(1.61)</b>
<b>Existing Total for Plastic Bags (without an Ordinance)</b>			(266)	(0.73)
<b>Net Change of Alternative 3 (Alternative 3 Total minus Existing Total)</b>			<b>(14)</b>	<b>(.038)</b>

\*City of Santa Monica Single-Use Carryout Bag Ordinance EIR (SCH #2010041004), January 2011.  
 Refer to Appendix A.

**Table 6-9  
 Operational Emissions Associated with Alternative 3**

	Emissions (lbs/day)			
	ROG	NO <sub>x</sub>	PM <sub>10</sub>	PM <sub>2.5</sub>
Mobile Emissions: Proposed Ordinance	0.02	0.23	0.03	0.01
<b>Mobile Emissions: Alternative 3</b>	(<0.01)	(0.01)	(<0.01)	(<0.01)
<i>BAAQMD Thresholds</i>	<i>54</i>	<i>54</i>	<i>82</i>	<i>54</i>
<b>Threshold Exceeded?</b>	<b>No</b>	<b>No</b>	<b>No</b>	<b>No</b>

Source: URBEMIS 2007 calculations for Vehicle. See Appendix B for calculations  
 ( ) = reduction of emissions compared to existing conditions.

Based on the above, Alternative 3 would reduce air quality impacts compared to the Proposed Ordinance. Impacts resulting from bag manufacturing and use (ground level ozone and atmospheric acidification) would continue to be Class IV, *beneficial*, while impacts relating to an increase in truck trips would be reduced to a Class IV *beneficial*, impact.





**b. Biological Resources.** Similar to the Proposed Ordinance, this alternative would prohibit certain Study Area retailers from distributing single-use plastic carryout bags, thereby incrementally reducing the amount of single-use plastic bag litter that could enter the marine environment and affect sensitive species. Compared to the Proposed Ordinance, this alternative would also further reduce the amount of paper bag litter that could enter the marine environment. Although paper bags are less likely to become litter compared to single-use plastic bags (refer to Section 4.2, *Biological Resources*), the net reduction of all bag types associated with this alternative would result in overall less litter entering the marine environment. As a result, the Class IV, *beneficial*, effects to marine species from Alternative 3 would be increased as compared to the Proposed Ordinance.

**c. Greenhouse Gas Emissions.** Compared to the Proposed Ordinance, this alternative would be expected to reduce the number of paper bags by approximately 132.7 million bags and increase the number of reusable bags by approximately 2.55 million. The number of single-use plastic bags would not change compared to the Proposed Ordinance. As noted in Section 4.3, *Greenhouse Gases*, the manufacturing, transportation, and disposal of each paper bag results in 3.3 times the emissions of a single-use plastic bag, while the manufacturing, transportation, and disposal of each reusable bag results in approximately 2.6 times the emissions of a single-use plastic bag. Although this alternative would increase the number of reusable bags by approximately 2.55 million, which would slightly increase GHG emissions, it would reduce number of paper bags to a greater extent (approximately 132.7 million bags). Table 6-10 provides an estimate of GHG emissions that would result from the reduction of carryout bags as a result of implementation of Alternative 3.

**Table 6-10  
 Estimated Greenhouse Gas Emissions from Alternative 3**

<b>Bag Type</b>	<b>Estimated Number of Bags Used per Year</b>	<b>GHG Impact Rate per Bag</b>	<b>CO<sub>2</sub>e (metric tons)</b>	<b>CO<sub>2</sub>e per year (metric tons)</b>	<b>CO<sub>2</sub>e per Person</b>
Single-use Plastic	27,646,568	1.0	0.04 per 1,500 bags	737	0.0007
Single-use Paper	33,175,882	2.97	0.1188 per 1,000 bags	3,941	0.0037
Reusable	9,463,633	2.6	0.104 per 1,000 bags	984	0.00095
<b>Alternative 3 Total</b>				<b>5,662</b>	<b>0.005</b>
<b>Proposed Ordinance Total</b>				21,163	0.02
<b>Difference</b>				<b>(15,941)</b>	<b>(0.015)</b>
<b>Existing Total (without an Ordinance)</b>				14,745	0.014
<b>Net Change of Alternative 3 (Alternative 3 Total minus Existing Total)</b>				<b>(9,083)</b>	<b>(0.009)</b>

CO<sub>2</sub>e = Carbon Dioxide Equivalent units  
 Source: Refer to Table 4.3-4 in Section 4.3, *Greenhouse Gas Emissions*.



Compared to the Proposed Ordinance, GHG emissions under Alternative 3 would decrease by approximately 0.015 CO<sub>2</sub>e per person per year. In addition, compared to existing conditions without an Ordinance, this alternative would reduce GHG emissions by approximately 9,083 metric tons per year or approximately 0.009 CO<sub>2</sub>e per person per year. Therefore GHG impacts from Alternative 3 would be reduced when compared to the Proposed Ordinance, and would be Class IV, *beneficial*, compared to existing conditions.

**d. Hydrology and Water Quality.** Similar to the Proposed Ordinance, this alternative would reduce the number of single-use plastic bags used in the Study Area, thereby incrementally reducing the amount of plastic litter and waste entering storm drains. In addition, this alternative would further reduce the number of paper bags compared to the Proposed Ordinance (by approximately 132.7 million bags), replacing them instead with approximately 2.55 million reusable bags. As a result, overall, this alternative would reduce litter compared to the Proposed Ordinance. As with the Proposed Ordinance, an incremental reduction in the amount of litter that could enter storm drains and local waterways would improve water quality and reduce the potential for storm drain blockage. Therefore, like the Proposed Ordinance, this alternative would result in Class IV, *beneficial*, effects to water quality. Overall benefits would be somewhat greater under this alternative since fewer paper bags would be used in the Study Area.

This alternative would be expected to result in the use of fewer single-use paper carryout bags in the Study Area as compared to the Proposed Ordinance. However, it would not completely eliminate paper bags. As with the Proposed Ordinance, paper bag manufacturing facilities would be required to adhere to NPDES Permit requirements, AB 258 and the California Health and Safety Code reducing impacts to water quality. Impacts to water quality from altering bag processing activities would be the same as the Proposed Ordinance and would continue to be Class III, *less than significant*.

**e. Utilities and Service Systems.** Compared to the Proposed Ordinance, this alternative would be expected to reduce the number of paper bags by approximately 132.7 million and increase the number of reusable bags by approximately 2.55 million. The number of single-use plastic bags would not change under this alternative. Because 36% more reusable bags would be used under this alternative as compared to the Proposed Ordinance, water demand and wastewater generation related to washing reusable bags would also increase by 36%. This equates to an estimated 145.86 AFY of water and a net increase of 130,211 gallons per day of wastewater. However, as noted in Section 4.5, *Utilities and Service Systems*, there are sufficient water supplies and wastewater facility capacity to meet this demand. Therefore, impacts would be slightly greater than those of the Proposed Ordinance, but would remain Class III, *less than significant*.

Using the more conservative solid waste generation rates from Boustead (as shown in Table 4.5-9 in Section 4.5, *Utilities and Service systems*), this alternative would generate a net decrease of 4.41 tons/day of solid waste (calculations are contained in Appendix C) compared to existing conditions. In comparison, the Proposed Ordinance would generate a net increase of 4.17 tons/day compared to existing conditions. Therefore, Alternative 3 would generate less solid waste than the Proposed Ordinance, would reduce solid waste compared to existing conditions,



and would not exceed the existing capacity at area landfills. Solid waste impacts would be reduced when compared to the Proposed Ordinance, and would be a Class IV, *beneficial impact*.

## 6.4 ALTERNATIVE 4: BAN ON BOTH SINGLE-USE PLASTIC AND PAPER CARRYOUT BAGS

### 6.4.1 Description

This alternative would prohibit all Study Area retail establishments (except restaurants and non-profit, charitable retailers) from providing single-use plastic and paper carryout bags to customers at the point of sale. It is anticipated that by also prohibiting paper carryout bags, this alternative ordinance would significantly reduce single-use paper carryout bags within the Study Area, and further promote the shift to the use of reusable bags by retail customers. By banning both single-use plastic and paper bags, customers would be forced to use reusable carryout bags. This may increase the number of reusable bags purchased within the Study Area.

By banning both single-use plastic and paper bags, it is assumed that the total volume of single-use plastic carryout bags currently used within the Study Area (approximately 552,931,362 plastic bags per year) would be replaced by approximately 37.7 million reusable bags under Alternative 4 (compared to 165 million paper and 6.9 million reusable bags assumed for the proposed Ordinance). It is assumed that 5% of existing single-use plastic bags would remain in use, similar to the Proposed Ordinance, since the alternative would not apply to some retailers who distribute plastic bags (e.g., restaurants). Table 6-11 summarizes the changes in bag distribution as a result of banning both single-use plastic and paper under this alternative compared to the Proposed Ordinance.

**Table 6-11  
 Estimated Bag Use: Proposed Ordinance versus Alternative 4**

Bag Type	Bags Used Annually	
	Proposed Ordinance	Alternative 4
Single-Use Plastic	27,646,568	27,646,568
Single-Use Paper	165,879,409	0
Reusable	6,911,642	10,101,631
<b>Total</b>	<b>200,437,619</b>	<b>37,748,199</b>

\* Refer to Table 4.1-4 in Section 4.1, *Air Quality*.

\*\* Based on an assumption of 5% existing plastic bag use in the Study Area (approximately 552,931,362 plastic bags per year) to remain, and 95% conversion to reusable bags (based on 52 uses per year).

### 6.4.2 Impact Analysis

**a. Air Quality.** As described in Section 4.1, *Air Quality*, it is anticipated that the Proposed Ordinance would replace the total volume of single-use plastic bags currently used in



the Study Area with approximately 165 million paper and 6.9 million reusable bags assumed for the Proposed Ordinance (or 95% of the plastic bags), leaving 5% of the plastic bags in circulation (or approximately 27.6 million bags, as shown in Table 6-11 above). This alternative would prohibit all retail establishments (except restaurants and non-profit, charitable retailers) from providing single-use plastic or paper carryout bags to customers at the point of sale, and would therefore promote a greater shift toward reusable bags. Consequently, this alternative would reduce the number of paper bags and increase the number of reusable bags compared to the Proposed Ordinance. Because this alternative would apply to the same retailers as the Proposed Ordinance, the number of single-use plastic bags remaining in circulation would be the same. In total, Alternative 4 would result in approximately 162 million fewer bags (including single-use plastic, paper, and reusable) than the Proposed Ordinance. Air pollutant emissions associated with bag manufacture, transportation, and disposal would therefore be reduced when compared to the Proposed Ordinance. Table 6-12 estimates emissions that contribute to the development of ground level ozone and atmospheric acidification that would result from implementation of Alternative 4, as compared with the Proposed Ordinance.

**Table 6-12  
 Estimated Emissions that Contribute to Ground Level Ozone and  
 Atmospheric Acidification (AA) from Alternative 4**

<b>Bag Type</b>	<b># of Bags Used per Year</b>	<b>Ozone Emission Rate per Bag</b>	<b>Ozone Emissions (kg) per 1,000 bags</b>	<b>Ozone Emissions per year (kg)</b>	<b>AA Emission Rate per Bag</b>	<b>AA Emissions (kg) per 1,000 bags</b>	<b>AA Emissions per year (kg)</b>
Single-use Plastic	27,646,568	1.0	0.023	636	1.0	1.084	29,969
Single-use Paper	0	1.3	0.03	0	1.9	2.06	0
Reusable	10,101,631	1.4	0.032	323	3.0	3.252	32,851
<b>Alternative 4 Total</b>				<b>959</b>	<b>Alternative 4 Total</b>		<b>62,820</b>
<b>Proposed Ordinance Total</b>				<b>5,833</b>	<b>Proposed Ordinance Total</b>		<b>394,158</b>
<b>Difference</b>				<b>(4,874)</b>	<b>Difference</b>		<b>(331,338)</b>
<b>Existing Total (without an Ordinance)</b>				<b>12,717</b>	<b>Existing Total (without an Ordinance)</b>		<b>599,378</b>
<b>Net Change of Alternative 4 (Alternative 4 Total minus Existing Total)</b>				<b>(11,758)</b>	<b>Net Change of Alternative 4 (Alternative 4 Total minus Existing Total)</b>		<b>(536,558)</b>

Source: Refer to Table 4.1-5 in Section 4.1, Air Quality.

As shown in Table 6-12, because this alternative would reduce the number of paper bags and the total number of bags used in the Study Area, the contribution to ground level ozone would



decrease by approximately 4,874 kg per year (an 84% decrease) and the contribution to atmospheric acidification would decrease by approximately 331,338 kg per year (an 84% decrease) when compared to the Proposed Ordinance.

To estimate mobile emissions resulting from Alternative 4, the number of truck trips per day was calculated using the assumptions outlined in the Initial Study (Appendix A). As shown in Table 6-13, Alternative 4 would result in an estimated 106 truck trips per year, or 0.29 truck trips per day, which is lower than the Proposed Ordinance and would also be lower than the existing number of truck trips related to delivering single-use plastic bags.

**Table 6-13  
 Estimated Truck Trips per Day  
 Following Implementation of Alternative 4**

<b>Bag Type</b>	<b>Number of Bags per Year</b>	<b>Number of Bags per Truck Load*</b>	<b>Truck Trips Per Year</b>	<b>Truck Trips per Day</b>
Single-use Plastic	27,646,568	2,080,000	13	0.036
Single-use Paper	0	217,665	0	0
Reusable	10,101,631	108,862	93	0.254
<b>Alternative 3 Total</b>			<b>106</b>	<b>0.29</b>
<b>Proposed Ordinance Total</b>			<b>839</b>	<b>2.3</b>
<b>Difference</b>			<b>(733)</b>	<b>(2.01)</b>
<b>Existing Total for Plastic Bags (without an Ordinance)</b>			266	0.73
<b>Net Change of Alternative 3 (Alternative 3 Total minus Existing Total)</b>			<b>(160)</b>	<b>(.438)</b>

\*City of Santa Monica Single-Use Carryout Bag Ordinance EIR (SCH #2010041004), January 2011.  
 Refer to Appendix A.

Based on the estimated truck trips for Alternative 4, mobile emissions were calculated using the URBEMIS model. As indicated in Table 6-14 on the following page, this alternative would reduce truck trips and reduce daily emissions compared to the Proposed Ordinance. In addition, because truck trips and the associated mobile emissions would be reduced compared to existing conditions, these emissions would not exceed BAAQMD thresholds.

Based on the above, Alternative 4 would reduce air quality impacts compared to the Proposed Ordinance. Impacts resulting from bag manufacturing and use (ground level ozone and atmospheric acidification) would continue to be Class IV, *beneficial*, while impacts relating to a truck trips would be reduced to Class IV *beneficial*, since truck trips and the associated emissions would actually be reduced under this alternative compared to existing conditions.



**Table 6-14  
Operational Emissions Associated with Alternative 4**

	Emissions (lbs/day)			
	ROG	NO <sub>x</sub>	PM <sub>10</sub>	PM <sub>2.5</sub>
Mobile Emissions: Proposed Ordinance	0.02	0.23	0.03	0.01
<b>Mobile Emissions: Alternative 4</b>	(<0.01)	(0.06)	(0.01)	(<0.01)
<i>BAAQMD Thresholds</i>	<i>54</i>	<i>54</i>	<i>82</i>	<i>54</i>
<b>Threshold Exceeded?</b>	<b>No</b>	<b>No</b>	<b>No</b>	<b>No</b>

Source: URBEMIS 2007 calculations for Vehicle. See Appendix B for calculations  
( ) = reduction of emissions compared to existing conditions.

**b. Biological Resources.** This alternative would ban both single-use plastic and paper carryout bags from certain retailers, thereby reducing the amount of single-use plastic and paper bag litter that could enter the marine environment and affect sensitive species. Compared to the Proposed Ordinance, this alternative would further reduce the amount of paper bag litter that could enter the marine environment. Although paper bags are less likely to become litter compared to single-use plastic bags (refer to Section 4.2, *Biological Resources*), the net reduction of all bag types associated with this alternative would result in overall less litter entering the marine environment. As a result, the Class IV, *beneficial*, effects to marine species from Alternative 4 would be increased as compared to the Proposed Ordinance.

**c. Greenhouse Gas Emissions.** Compared to the Proposed Ordinance, this alternative would be expected to reduce the number of paper bags by approximately 166 million bags and increase the number of reusable bags by approximately 3.2 million. The number of single-use plastic bags would not change under this alternative. As noted in Section 4.3, *Greenhouse Gases*, the manufacture, transport, and disposal of each paper bag results in 3.3 times the emissions of a single-use plastic bag, while the manufacturing, transportation, and disposal of each reusable bag results in approximately 2.6 times the emissions of a single-use plastic bag. The increased use of reusable bags would slightly increase GHG emissions, while the significantly reduced use of paper bags would more than offset this impact.

Table 6-15 on the following page provides an estimate of GHG emissions that would result from the reduction of carryout bags as a result of implementation of Alternative 3.

Compared to the proposed Ordinance, GHG emissions under Alternative 4 would decrease by approximately 0.019 CO<sub>2</sub>e per person per year. In addition, compared to existing conditions without an Ordinance, this alternative would reduce GHG emissions by approximately 12,697 metric tons per year or approximately 0.012 CO<sub>2</sub>e per person per year. Therefore, GHG impacts associated with Alternative 4 would be reduced when compared to the Proposed Ordinance, and would be Class IV, *beneficial*, compared to existing conditions.



**Table 6-15  
 Estimated Greenhouse Gas Emissions  
 from Alternative 4**

<b>Bag Type</b>	<b>Estimated Number of Bags Used per Year</b>	<b>GHG Impact Rate per Bag</b>	<b>CO<sub>2</sub>e (metric tons)</b>	<b>CO<sub>2</sub>e per year (metric tons)</b>	<b>CO<sub>2</sub>e per Person</b>
Single-use Plastic	27,646,568	1.0	0.04 per 1,500 bags	737	0.0007
Single-use Paper	0	2.97	0.1188 per 1,000 bags	0	0
Reusable	10,101,631	2.6	0.104 per 1,000 bags	1,051	0.001
<b>Alternative 4 Total</b>				<b>1,788</b>	<b>0.0017</b>
<b>Proposed Ordinance Total</b>				21,163	0.02
<b>Difference</b>				<b>(19,375)</b>	<b>(0.019)</b>
<b>Existing Total (without an Ordinance)</b>				14,745	0.014
<b>Net Change of Alternative 4 (Alternative 4 Total minus Existing Total)</b>				<b>(12,697)</b>	<b>(0.012)</b>

CO<sub>2</sub>e = Carbon Dioxide Equivalent units  
 Source: Refer to Table 4.3-4 in Section 4.3, Greenhouse Gas Emissions.

**d. Hydrology and Water Quality.** Similar to the Proposed Ordinance, this alternative would reduce the number of single-use plastic bags used in the Study Area, thereby incrementally reducing the amount of plastic litter and waste entering storm drains. In addition, this alternative would reduce the number of paper bags compared to the Proposed Ordinance (by approximately 166 million bags), replacing them instead with approximately 4.2 million reusable bags. As a result, this alternative would reduce overall litter compared to the Proposed Ordinance. As with the Proposed Ordinance, an incremental reduction in the amount of litter that could enter storm drains and local waterways would improve water quality and reduce the potential for storm drain blockage. Therefore, like the Proposed Ordinance, this alternative would result in Class IV, *beneficial*, effects to water quality. Overall benefits would be somewhat greater under this alternative since fewer paper bags would be used in the Study Area.

This alternative would prohibit retailers (except restaurants) from providing paper carryout bags within the Study Area. This alternative would actually reduce the number of paper bags manufactured for use in the region. Thus, impacts to water quality from altering bag processing activities would be reduced under this alternative compared to the Proposed Ordinance which would increase paper bag use. In addition, under this alternative, paper bag use would be reduced compared to existing conditions since single-use paper bags are currently used throughout the Study Area. Thus, this alternative would result in a Class IV, *beneficial impact*.



**e. Utilities and Service Systems.** Compared to the Proposed Ordinance, this alternative would be expected to reduce the number of paper bags by approximately 166 million and increase the number of reusable bags by approximately 4.2 million. The number of single-use plastic bags would not change under this alternative. Because 46% more reusable bags would be used under this alternative as compared to the Proposed Ordinance, water demand and wastewater generation associated with washing reusable bags would also increase by 46%. This equates to a net increase of 182.4 AFY of water and a net increase of 162,823 gallons per day of wastewater. However, as noted in Section 4.5, *Utilities and Service Systems*, there are sufficient water supplies and wastewater treatment capacity to meet this demand. Therefore, impacts would be slightly greater than those of the Proposed Ordinance, but would remain Class III, *less than significant*.

Using the more conservative solid waste generation rates from Boustead (as shown in Table 4.5-9 in Section 4.5, *Utilities and Service systems*), this alternative would generate a reduction of 6.56 tons/day of solid waste compared to existing conditions (calculations are contained in Appendix C). In comparison, the Proposed Ordinance would generate 4.14 tons/day. Therefore, Alternative 3 would generate less solid waste than the Proposed Ordinance, would reduce solid waste compared to existing conditions, and would not exceed the existing capacity at area landfills. Therefore, solid waste impacts would be reduced when compared to the Proposed Ordinance, and would be Class IV, *beneficial*.

## **6.5 ALTERNATIVES CONSIDERED BUT REJECTED**

As required by Section 15126.6 (c) of the *CEQA Guidelines*, this subsection identifies those alternatives that were considered but rejected by the lead agency because they either did not meet the objectives of the project or could not avoid or substantially lessen one or more of the significant effects.

Seven alternatives that were considered were rejected as infeasible for not meeting the basic project objectives. The first alternative involves a suggestion during the Public Scoping Meetings that rather than a ban on plastic bags, there should be additional litter removal programs, education efforts, enforcement for littering, and recycling programs for plastic bags. *CEQA Guidelines* § 15126.6 requires that an EIR consider a range of reasonable alternatives to a proposed project, which would feasibly obtain most of the basic objectives of the project but would avoid or substantially lessen any of the significant effects of the project. This alternative was rejected because it does not achieve the Ordinance's objectives, including deterring the use of paper bags and promoting a shift toward the use of reusable bags. Objectives of the Proposed Ordinance are outlined in Section 2.0, *Project Description*.

The second alternative that was considered, but ultimately rejected, is to ban styrofoam (polystyrene) in addition to banning single use-plastic carryout bags. This alternative would not achieve the Proposed Ordinance's objectives of reducing the environmental impacts related to single-use plastic bags or reduce any of the Proposed Ordinance's environmental effects. Environmental impacts related to polystyrene use are outside the scope and objectives of the proposed action.





The third alternative that was considered, but ultimately rejected, is to ban single-use plastic carryout bags, but not charge for paper bags at retailers in the Study Area. This alternative was rejected because it would not deter customers from using paper bags, which have greater impacts related to air quality, GHG emissions, and water quality than plastic bags on a per bag basis. In addition, this alternative would not achieve the Proposed Ordinance's objective of promoting a shift toward the use of reusable carryout bags by retail customers to as great a degree as would occur with the Proposed Ordinance.

The fourth alternative considered, but ultimately rejected, involves a suggestion that use of single-use plastic carryout bags by retailers (except restaurants) be banned, with the exception of plastic bags made with biodegradable or compostable additives that would be allowed for use by Study Area retail establishments. This alternative was rejected from consideration because the environmental impacts associated with using biodegradable and compostable additives are uncertain at this time. Researchers at California State University Chico Research Foundation tested the degradation of biodegradable bags in composting conditions, and found that they did not degrade (CIWMB 2007; Green Cities California MEA, 2010). Furthermore, these bags reduce the quality of recycled plastics when introduced into the recycling stream and so must be kept separate to avoid contaminating the recycling stream (CIWMB 2007; Green Cities California MEA, 2010). Therefore it is unclear what environmental impacts may be associated with switching to plastic bags made with biodegradable additives or water soluble bags. In addition, this alternative would not achieve the objectives of reducing the amount of single-use plastic bags in trash loads (e.g., landfills), in conformance with the trash load reduction requirements of the NPDES Municipal Regional Permit, promoting a shift toward the use of reusable carryout bags by retail customers, and avoiding litter and the associated adverse impacts to stormwater systems, aesthetics and the marine environment (San Francisco Bay and the Pacific Ocean).

The fifth alternative considered, but ultimately rejected, involves a suggestion that the Ordinance also apply to "doggie waste cleanup" bags at public parks. While plastic "doggie waste cleanup" bags may have certain impacts to the environment, it is assumed that these types of bags represent only a very small percentage of total plastic bag use. In contrast, the use of these types of bags promote the proper disposal of solid waste and benefit water quality in reducing sources of stormwater pollution. Thus, while this alternative would further reduce the overall number of plastic bags produced and used, it would not promote a shift toward the use of reusable carryout bags by retail customers in the Study Area and could potentially increase impacts to stormwater systems. Environmental impacts related to plastic "doggie waste cleanup" bag use in the Study Area are outside the scope and objectives of the Proposed Ordinance.

The sixth alternative considered, but ultimately rejected, involves a suggestion of an action that targets litter from homeless encampments near water bodies. This alternative would not achieve the objectives of reducing the amount of single-use plastic bags in trash loads (e.g., landfills), in conformance with the trash load reduction requirements of the NPDES Municipal Regional Permit and promoting a shift toward the use of reusable carryout bags by retail customers.

The seventh alternative considered, but ultimately rejected, involves a suggestion that retailers offer incentives for customers to use reusable bags (such as paying customers) rather than



banning single-use bags. While this alternative may deter some customers from using single-use plastic and paper bags, it may not promote the shift to reusable carryout bags by retail customers as effectively and would place a financial burden on the Study Area retailers.

## **6.6 ENVIRONMENTALLY SUPERIOR ALTERNATIVE**

This subsection identifies the environmentally superior alternative. Alternative 4, the Ban on Both Single-use Plastic and Paper Carryout Bags alternative, would be considered environmentally superior among the alternatives, as it would have greater overall environmental benefits compared to the Proposed Ordinance. In addition, this alternative would result in beneficial effects to the environment compared to existing conditions in the areas of air quality, biological resources, GHG emissions, hydrology/water quality and utilities and service systems. This alternative would also meet the project objectives, including:

- Reducing the amount of single-use plastic bags in trash loads (e.g., landfills), in conformance with the trash load reduction requirements of the NPDES Municipal Regional Permit
- Reducing the environmental impacts related to single-use plastic carryout bags, such as impacts to biological resources (including marine environments), water quality and utilities (solid waste)
- Deterring the use of paper bags by customers in the respective jurisdictions
- Promoting a shift toward the use of reusable carryout bags by retail customers in the respective jurisdictions
- Avoiding litter and the associated adverse impacts to stormwater systems, aesthetics and the marine environment (San Francisco Bay and the Pacific Ocean)

It should be noted that the Proposed Ordinance would not have any significant impacts; therefore, adopting Alternative 4 (Ban on Both Single-use Plastic and Paper Carryout Bags) rather than the Proposed Ordinance would not avoid any significant environmental effects.

Table 6-16 compares the impacts for each of the alternatives with the impacts associated with the Proposed Ordinance.



**Table 6-16  
 Impact Comparison of Alternatives with the Proposed Ordinance**

<b>Issue</b>	<b>Proposed Ordinance</b>	<b>Alt 1: No Project</b>	<b>Alt 2: Ban on Plastic Bags at all Retail Establishments</b>	<b>Alt 3: Mandatory Charge of \$0.25 for Paper Bags</b>	<b>Alt 4: Ban on Both Single-use Plastic and Paper Carryout Bags</b>
Air Quality	=	-	= / -	+	+
Biological Resources	=	-	= / +	= / +	= / +
Greenhouse Gas Emissions	=	= / +	= / -	+	+
Hydrology/Water Quality	=	-	= / +	= / +	+
Utilities and Service Systems	=	+	= / -	= / +	= / +

+ Superior to the proposed project (reduced level of impact)  
 - Inferior to the proposed project (increased level of impact)  
 = / + slightly superior to the proposed project in one or more aspects, but not significantly superior  
 = / - slightly inferior to the proposed project in one or more aspects, but not significantly inferior  
 = Similar level of impact to the proposed project



*This page intentionally left blank*



## 7.0 REFERENCES AND REPORT PREPARERS

### 7.1 REFERENCES

AEA Technology. 2005. *Proposed Plastic Bag Levy - Extended Impact Assessment* (Scottish Report), 2005.

AEA Technology. 2009. *Single Use Bag Study*. Final report prepared for the Welsh Assembly Government, August 2009.

Association of Environmental Professionals (AEP). *Alternative Approaches to Analyzing Greenhouse Gas Emissions and Global Climate Change in CEQA Documents*. June 29, 2007.

Bay Area Air Quality Management District. June 2010, Updated May 2011. *CEQA Air Quality Guidelines*. Retrieved From:  
[http://www.baaqmd.gov/~media/Files/Planning%20and%20Research/CEQA/BAAQMD%20CEQA%20Guidelines\\_December%202010.ashx](http://www.baaqmd.gov/~media/Files/Planning%20and%20Research/CEQA/BAAQMD%20CEQA%20Guidelines_December%202010.ashx)

Bay Area Air Quality Management District. Adopted September 2010. Bay Area 2010 Clean Air Plan.

Bay Area Air Quality Management District Homepage: CEQA Guidelines. Accessed May 2012. Available at: <http://www.baaqmd.gov/Divisions/Planning-and-Research/CEQA-GUIDELINES/Updated-CEQA-Guidelines.aspx>

Bay Area Water Supply and Conservation Agency (BAWSCA). May 27, 2010. *Long-Term Reliable Water Supply Strategy Phase I Scoping Report*. Retrieved from:  
[http://bawasca.org/docs/BAWSCA\\_Strategy\\_Final\\_Report\\_2010\\_05\\_27.pdf](http://bawasca.org/docs/BAWSCA_Strategy_Final_Report_2010_05_27.pdf).

Boustead Consulting and Associates Ltd. 2007. *Life Cycle Assessment for Three Types of Grocery Bags - Recyclable Plastic; Compostable, Biodegradable Plastic; and Recycled, Recyclable Paper*. Prepared for the Progressive Bag Alliance.

Calera Creek Water Recycling Plant. Personal Communication with Engineer, May 25, 2012.

California Air Pollution Control Officers Association. January 2008. *CEQA and Climate Change: Addressing Climate Change through California Environmental Quality Act (CEQA)*.

California Air Resources Board. Updated February 7, 2012. *Ambient Air Quality Standards*. Available online at: <http://www.arb.ca.gov/research/aaqs/aaqs2.pdf>.

California Air Resources Board. *Climate Change Emission Control Fact Sheet*, 2007.  
[http://www.arb.ca.gov/cc/factsheets/cc\\_newfs.pdf](http://www.arb.ca.gov/cc/factsheets/cc_newfs.pdf)

California Air Resources Board. 2009, 2010, & 2011 Air Quality Data Statistics. *Top Four Summary*. Retrieved From: <http://www.arb.ca.gov/adam/index.html>.



California Air Resources Board. October 2011. *Greenhouse Gas Inventory Data – 2000 to 2008*. Retrieved From: <http://www.arb.ca.gov/cc/inventory/data/data.htm>.

California Air Resources Board Homepage. *Health Effects of Diesel Exhaust*. Accessed April 2012. Retrieved From: <http://www.arb.ca.gov>

California Air Resources Board. Updated March 2009. *Heavy-Duty Vehicle Idling Emission Reduction Program*. Available at: <http://www.arb.ca.gov/msprog/truck-idling/truck-idling.htm>

California Air Resources Board. Updated March 22, 2012. *Truck and Bus Regulation." On-Road Heavy-Duty Diesel Vehicles (In-Use) Regulation*. Available at: <http://www.arb.ca.gov/msprog/onrdiesel/onrdiesel.htm>

California Climate Action Registry (CCAR) General Reporting Protocol. January 2009. *Reporting Entity-Wide Greenhouse Gas Emissions*, Version 3.1.

California Climate Change Center. 2006. *Climate Scenarios for California*.

California Climate Change Center. May 2009. *The Impacts of Sea-Level Rise on the California Coast*.

California Department of Finance. May 2012. "E-5 Population and Housing Estimates for Cities, Counties, and the State, 2010-2012, with 2010 Benchmark."

California Department of Resources Recycling and Recovery (CalRecycle). Solid Waste Information System (SWIS). Accessed May 2012. Retrieved from: <http://www.calrecycle.ca.gov/SWFacilities/Directory/Search.aspx>.

California Department of Water Resources. October 2008. *Managing an Uncertain Future: Climate Change Adaptation Strategies for California's Water*. Retrieved From: <http://www.water.ca.gov/climatechange/docs/ClimateChangeWhitePaper.pdf>.

California Department of Water Resources. Progress on Incorporating Climate Change into Management of California's Water Resources. July 2006

California Energy Commission: Consumer Energy Center, 2010. Water Use Rates for Washing Machines. Accessed May 2012. Available at: <http://www.consumerenergycenter.org/home/appliances/washers.html>

California Energy Commission, February 2006. Scenarios of Climate Change in California: An Overview. CEC-500-2005-186-SF

California Energy Commission. Inventory of California Greenhouse Gas Emissions and Sinks: 1990-2004. Staff Final Report. CEC-600-2006-013-SF. December 2006

California Energy Commission. Inventory Draft 2009 Biennial Report to the Governor and Legislature. Staff Draft Report. March 2009.



- California Environmental Protection Agency. April 2010. *Climate Action Team Biennial Report*. Final Report.
- California Environmental Protection Agency. March 2006. *Climate Action Team Report to Governor Schwarzenegger and the Legislature*. Retrieved From: [http://www.climatechange.ca.gov/climate\\_action\\_team/reports/2006-04-03\\_FINAL\\_CAT\\_REPORT\\_EXECSUMMARY.PDF](http://www.climatechange.ca.gov/climate_action_team/reports/2006-04-03_FINAL_CAT_REPORT_EXECSUMMARY.PDF)
- California Integrated Waste Management Board (CIWMB). 2009. California 2008 Statewide Waste Characterization Study. Prepared by Cascadia Consulting Group. August 2009.
- California Integrated Waste Management Board (CIWMB). 2007. Resolution, Agenda Item 14, June 12, 2007 Board Meeting.
- CalRecycle. Jurisdictional Waste Stream Profiles, Accessed May 2012. Available at: <http://www.calrecycle.ca.gov/LGCentral/DataTools/Reports/DivDispRtSum.htm>
- California Natural Resources Agency. December 2009. *2009 California Climate Adaption Strategy*. Available: <http://www.energy.ca.gov/2010publications/CNRA-1000-2010-010/CNRA-1000-2010-010.PDF>.
- California Natural Resources Agency. 2007. CEQA Guidelines. <http://ceres.ca.gov/ceqa/guidelines/>
- California Regional Water Quality Control Board (RWQCB) San Francisco Bay Region. Municipal Regional Stormwater NPDES Permit: Order R2-2009-0074. NPDES Permit No. CAS612008. October 14, 2009
- California Water Resources Control Board. 2010. Preproduction Plastic Debris Program website. Retrieved From: [http://www.waterboards.ca.gov/water\\_issues/programs/stormwater/plasticdebris.shtml](http://www.waterboards.ca.gov/water_issues/programs/stormwater/plasticdebris.shtml)
- Californians Against Waste. "Plastic Bags: Local Ordinances." Accessed April, 2012. [http://www.cawrecycles.org/issues/plastic\\_campaign/plastic\\_bags/local](http://www.cawrecycles.org/issues/plastic_campaign/plastic_bags/local)
- Cayan, D., A.L. Luers, M. Hanemann, G. Granco, and B. Croes. Scenarios of Climate Change in California: An Overview. California Climate Change Center, State of California. White Paper, CEC-500-2005-203-SF. March 2006
- Cayan, D., E. Maurer, M. Dettinger, M. Tyree, K. Hayhoe, C. Bonfils, P. Duffy, and B. Santer. Climate Scenarios for California: Climate Action Team Reports to the Governor and Legislature. 2006.
- City of Campbell. Adopted November 6, 2001. *General Plan*. Retrived from: <http://www.ci.campbell.ca.us/Planning/Forms&Reports/GeneralPlanFinalVersion2002.pdf>.



City of Cupertino. Adopted November 15, 2005. *City of Cupertino General Plan 2000-2020*. Retrieved from: [http://www.ci.milpitas.ca.gov/government/planning/plan\\_general.asp](http://www.ci.milpitas.ca.gov/government/planning/plan_general.asp).

City of Daly City. Wastewater Homepage. Accessed May 25, 2012. Available at: [http://www.dalycity.org/City\\_Hall/Departments/wwr/wastewater.htm](http://www.dalycity.org/City_Hall/Departments/wwr/wastewater.htm)

City of East Palo Alto. Adopted June 21, 2011. *2010 Urban Water Management Plan (UWMP)*. Retrieved from: [http://www.ci.east-palo-alto.ca.us/publicworks/pdf/Water\\_System\\_Master\\_Plan.pdf](http://www.ci.east-palo-alto.ca.us/publicworks/pdf/Water_System_Master_Plan.pdf).

City of Huntington Beach. February 2012. Single-Use Carryout Bag Ordinance. Draft Environmental Impact Report, SCH #2011111053.

City of Los Altos. Adopted November 2002. *Los Altos General Plan 2002-2020*. Retrieved from: <http://www.ci.los-altos.ca.us/commdev/planning/generalplan/index.html>.

City of Millbrae. June 2011. *2010 Urban Water Management Plan (UWMP)*. Retrieved from: <http://www.ci.millbrae.ca.us/Modules/ShowDocument.aspx?documentid=2954>.

City of Milpitas. Updated January 2002. *Milpitas General Plan*. Retrieved from: [http://www.ci.milpitas.ca.gov/government/planning/plan\\_general.asp](http://www.ci.milpitas.ca.gov/government/planning/plan_general.asp).

City of Mountain View. 1992. *General Plan*. Retrieved from: [http://www.ci.mtnview.ca.us/city\\_hall/community\\_development/planning/plans\\_regulations\\_and\\_guidelines/general\\_plan.asp](http://www.ci.mtnview.ca.us/city_hall/community_development/planning/plans_regulations_and_guidelines/general_plan.asp).

City of Palo Alto. April 2012. Interim Draft Report of the Long Range Facilities Plan.

City of Pasadena. 2008. Plastic Bag Reduction Program Research. Presented to Environmental Advisory Commission.

City of Redwood City. October 11, 2010. *Redwood City General Plan*. Infrastructure.

City of San Bruno. Waste Water Division Homepage. Accessed May 25, 2012. Available at: [http://sanbruno.ca.gov/pw\\_utility\\_wastewater.html](http://sanbruno.ca.gov/pw_utility_wastewater.html)

City of San Jose. May 2011. Environmental Services. *San Jose/Santa Clara Water Pollution Control Plant*. Last Updated May 24, 2011. Retrieved From: <http://www.sanjoseca.gov/esd/wastewater/water-pollution-control-plant.asp>.

City of San Jose. Single-Use Carryout Bag Ordinance. Final Environmental Impact Report. SCH # 2009102095. October 2010.

City of Santa Monica. January 2011. *Santa Monica Single-use Carryout Bag Ordinance*. Final Environmental Impact Report (SCH# 2010041004).

City of South San Francisco. Public Works Homepage. Accessed May 25, 2012. Available at: <http://www.ssf.net/index.aspx?nid=643>





City of Sunnyvale. December 2011. Sunnyvale Single-Use Carryout Bag Ordinance. Final Environmental Impact Report (SCH#2011062032).

County of Los Angeles. Ordinances to Ban Plastic Carryout Bags in Los Angeles County Final Environmental Impact Report (SCH#2009111104). Certified by the Los Angeles County Board of Supervisors November 16, 2010.

County of San Mateo. *Understanding Your Sewer System and What You Pay For*. Accessed April 2012. Retrieved From:  
<http://www.co.sanmateo.ca.us/Attachments/publicworks/PDFs/Brochure-English.pdf>.

County of San Mateo. 2011. Department of Public Works. Flood Control, Lighting, Sewer and Water. *County Maintained Sewer and Sanitation Districts*. Last Updated December 2011. Retrieved From:  
<http://www.co.sanmateo.ca.us/portal/site/publicworks/menuitem.a4bfac14e50a00d82439054d17332a0/?vgnnextoid=3e7d4b3a4b71f110VgnVCM1000001d37230aRCRD&vgnnextfmt=DivisionsLanding>.

County of San Mateo. 2011. Department of Public Works. *Waste Management and Environmental Services*. Accessed April 2012. Retrieved From:  
<http://www.co.sanmateo.ca.us/portal/site/publicworks/menuitem.a4bfac14e50a00d82439054d17332a0/?vgnnextoid=c49e4b3a4b71f110VgnVCM1000001d37230aRCRD&vgnnextchannel=a49e4b3a4b71f110VgnVCM1000001d37230a&vgnnextfmt=DivisionsLanding>.

County of San Mateo. November 8, 2005. *San Mateo Local Agency Formation Commission Background Report: San Mateo County Water Providers*. Retrieved From:  
[http://www.co.sanmateo.ca.us/vgn/images/portal/cit\\_609/50/41/542581320water\\_county\\_bkgnd.pdf](http://www.co.sanmateo.ca.us/vgn/images/portal/cit_609/50/41/542581320water_county_bkgnd.pdf).

County of San Mateo. November 1986. General Plan. *General Plan Background and Issues*. Chapters 1-16. Retrieved From:  
<http://www.co.sanmateo.ca.us/planning/genplan/index.html>.

County of Santa Clara. October 2010. Initial Study for Single-use Carryout Bag.

County of Santa Clara. Adopted December 20, 1994. *Santa Clara County General Plan, Charting a Course for Santa Clara County's Future: 1995-2010*. Retrieved From:  
[http://www.sccgov.org/sites/planning/Plans%20-%20Programs/General%20Plan/Documents/GP\\_Book\\_A.pdf](http://www.sccgov.org/sites/planning/Plans%20-%20Programs/General%20Plan/Documents/GP_Book_A.pdf).

County of Santa Clara. September 1994. *Santa Clara County General Plan Draft EIR*. SCH # 94023004. Retrieved From: [http://www.sccgov.org/sites/planning/Plans%20-%20Programs/General%20Plan/Documents/1994\\_GP\\_DEIR.pdf](http://www.sccgov.org/sites/planning/Plans%20-%20Programs/General%20Plan/Documents/1994_GP_DEIR.pdf).

County of Los Angeles. 2010. Ordinances to Ban Plastic Carryout Bags in Los Angeles County Final Environmental Impact Report (SCH#2009111104), November 2010.



- Derraik, J.B., and M.R. Gregory. 2009. *Environmental implications of plastic debris in marine settings- entanglement, ingestion, smotherings, hangers-on, hitchhiking, and alien invasions*. Phil. Trans. R. Soc. B. 364.
- Ecobilan. 2004. *Environmental impact assessment of Carrefour bags*. Report prepared for Carrefour by Ecobilan. February 2004.
- Environmental Paper Network. 2007. "The State of the Paper Industry: Monitoring the Indicators of Environmental Performance."
- Environmental Protection Agency. Innovative Energy Management Workshop South Point Hotel and Conference Center, Napa Room C, Las Vegas, NV October 5, 2010. Available at:  
<http://www.epa.gov/region9/waterinfrastructure/training/energy-workshop/energy-workshop-nv/pdfs/fog-energy-lunchB.pdf>
- EOA, Inc. *Trash Load Reduction Tracking Method*. Prepared for Bay Area Stormwater Management Agencies Association (BASMAA). February 1, 2011.
- ExcelPlas Australia. 2004. "The Impacts of Degradable Plastic Bags in Australia." Centre for Design at RMIT, and NOLAN-ITU.
- Fund for Research into Industrial Development, Growth and Equity (FRIDGE). 2002. *Socio-Economic Impact of the Proposed Plastic Bag Regulations*.
- Green Cities California. March 2010. *Master Environmental Assessment on Single-use and Reusable Bags*. Prepared by ICF International.
- Herrera et al. 2008. "Alternatives to Disposable Shopping Bags and Food Service Items. Volume I and II. Prepared for Seattle Public Utilities. January 2008.
- Hyder Consulting. 2007. *Comparison of existing life cycle analyses of plastic bag alternatives*.
- Intergovernmental Panel on Climate Change [IPCC]. *Revised 1996 IPCC Guidelines for National Greenhouse Gas Inventories*. [Kroeze, C.; Mosier, A.; Nevison, C.; Oenema, O.; Seitzinger, S.; Cleemput, O. van; Conrad, R.; Mitra, A.P.; H.U., Neue; Sass, R.]. Paris: OECD, 1997.
- Intergovernmental Panel on Climate Change [IPCC]. 2007: Summary for Policymakers. In: *Climate Change 2007: The Physical Science Basis. Contribution of Working Group I to the Fourth Assessment Report of the Intergovernmental Panel on Climate Change* [Solomon, S., D. Qin, M. Manning, Z. Chen, M. Marquis, K.B. Averyt, M.Tignor and H.L. Miller (eds.)]. Cambridge University Press, Cambridge, United Kingdom and New York, NY, USA.
- International Paper. NOP Comment Letter to the County of San Mateo from Cynthia Leon, Regional Manager, Government Relations. Dated April 30, 2012. See Appendix A for complete letter.



- James and Grant. 2005. "Lifecycle Assessment of Compostable Plastic Bags." Centre for Design, Melbourne Institute of Technology.
- Joseph, Stephen L. Letter to the City of Santa Monica: RE: *Santa Monica single-use carryout bag ordinance: comments on and objections to Draft Environmental Impact Report*. July 22, 2010.
- Kiparsky, Michael and Peter H. Gleick, 2003. Climate Change and California Water Resources: A Survey and Summary of the Literature. California Energy Commission Report 500-04-073
- Kirk, Allison. Bay Area Air Quality Management District Senior Environmental Planner. Personal communication conducted on May 17, 2012.
- Laist, D.W. 1997. Impacts of marine debris: entanglement of marine life in marine debris including a comprehensive list of species with entanglement and ingestion records. In *Marine Debris :sources, impacts and solutions* (eds J.M. Coe & B.D. Rogers), pp.99-141. Berlin, Germany: Springer.
- McMillan, Ian. South Coast Air Quality Management District Program Supervisor - CEQA Intergovernmental Review. Personal communication conducted on December 29, 2011.
- Moore, C.J., Lattin, G.L., Zellers, A.F. 2005a. *A Brief Analysis of Organic Pollutants Sorbed to Pre and Post-production Plastic Particles from the Los Angeles and San Gabriel River Watersheds*. Agalita Marine Research Foundation, Long Beach, CA.
- Mato Y., Isobe T., Takada H., et al. 2001. *Plastic resin pellets as a transport medium of toxic chemicals in the marine environment*. Environmental Science & Technology. Volume 35.
- National Oceanic & Atmospheric Administration (NOAA). *Annual Greenhouse Gas Index*. September 2010. Retrieved From: <http://www.esrl.noaa.gov/gmd/aggi/>.
- Ocean Conservancy. April 2010. *Trash Travels: 2010 Report*. International Coastal Cleanup Day.
- Pacific Clean Energy.org. Burlingame Wastewater Treatment Plant Profile. December 2011. Available at: <http://www.pacificcleanenergy.org/PROJECTPROFILES/pdf/BurlingameWastewaterTreatment.pdf>
- Parmesan, C. *Ecological and Evolutionary Responses to Recent Climate Change*. 2004.
- Parmesan C, Galbraith H. *Observed Ecological Impacts of Climate Change in North America*. Arlington, VA: Pew Cent. Glob. Clim. Change. 2004.
- San Francisco Bay Conservation and Development Commission. October 2003. *Water Quality Protection and Nonpoint Source Pollution Control in San Francisco Bay*. Retrieved from: [http://www.bcdc.ca.gov/pdf/planning/reports/water\\_quality\\_nonpoint\\_source.pdf](http://www.bcdc.ca.gov/pdf/planning/reports/water_quality_nonpoint_source.pdf).
- San Mateo County RecycleWorks. 2012. *Diversion Rates of San Mateo County Jurisdictions*. Accessed May 2012. Retrived from: [http://www.recycleworks.org/div\\_rates.html](http://www.recycleworks.org/div_rates.html).



Santa Clara Basin Watershed Management Initiative. March 2003. Watershed Characteristics Report.

Santa Clara Valley Urban Runoff Pollution Prevention Program Website. 2011.  
[http://www.scvurppp-w2k.com/ws\\_sunnyeast.shtml](http://www.scvurppp-w2k.com/ws_sunnyeast.shtml).

Santa Clara Valley Water District (SCVWD). 2010. *Urban Water Management Plan 2010*. Retrieved From: <http://www.valleywater.org/Services/UWMP2010.aspx>.

Sewer Authority Mid-Coastside Homepage. Accessed May 25, 2012. Available at: <http://www.samcleanswater.org/techinfo/design.htm>

South Coast Air Quality Management District. Greenhouse Gas CEQA Significance Threshold Stakeholder Working Group Meeting #15: "Proposed Tier 4 Performance Standards: Option #3: SCAQMD Efficiency Target", September 2010.

State Water Resources Control Board. 2010. Website: *Preproduction Plastic Debris Program*. Retrieved From: [http://www.waterboards.ca.gov/water\\_issues/programs/stormwater/plasticdebris.shtml](http://www.waterboards.ca.gov/water_issues/programs/stormwater/plasticdebris.shtml).

Town of Los Gatos. January 7, 2011. *Town of Los Gatos 2020 General Plan*. Retrieved from: [http://www.lggeneralplanupdate.org/files/files/Documents/Final%202020%20General%20Plan/00\\_Cover.pdf](http://www.lggeneralplanupdate.org/files/files/Documents/Final%202020%20General%20Plan/00_Cover.pdf).

The Royal Society. "Ocean acidification due to increasing atmospheric carbon dioxide." June 30<sup>th</sup> 2005.

United Nations Framework Convention on Climate Change (UNFCCC). *United Nations Framework Convention on Climate Change*. August 2007. Available: [http://unfccc.int/files/essential\\_background/convention/status\\_of\\_ratification/application/pdf/unfccc\\_conv\\_rat.pdf](http://unfccc.int/files/essential_background/convention/status_of_ratification/application/pdf/unfccc_conv_rat.pdf).

URBEMIS Model, Version 9.2.2. 2007.

United States Department of Energy. Energy Information Administration. *Annual Energy Review from the U.S. Government*. August 2010. <http://www.eia.gov/aer/envir.html>.

U.S. Environmental Protection Agency (USEPA). Climate Change Technology Program (CCTP). December 2007. <http://www.epa.gov/climatechange/policy/cctp.html>.

United States Environmental Protection Agency (USEPA). *Inventory of U.S. Greenhouse Gas Emissions and Sinks:1990-2009*. USEPA #430-R-11-005. April 2011. <http://www.epa.gov/climatechange/emissions/usinventoryreport.html>.



U.S. EPA. Laws and Regulations. Federal Law-Clean Air Act. *Title V of 1990 Amendments (Operating Permits)*. Late Updated December 19, 2008. Accessed April 2012. Retrieved From: <http://www.epa.gov/air/caa/title5.html>.

U.S. Environmental Protection Agency (USEPA). Updated November 2011. *Region IX's Preliminary Remediation Goals (PRG) Table*, 2004. Retrieved From: <http://www.epa.gov/region9/superfund/prg/files/04usersguide.pdf>

U.S. EPA. 2005. *Characterization of Municipal Solid Waste*. Table 7. As reported in County of Los Angeles, 2007.

## **7.2 REPORT PREPARERS**

This EIR was prepared by Rincon Consultants, Inc., under contract to the County of San Mateo. Consultant staff involved in the preparation of the EIR are listed below.

Rincon Consultants, Inc.

Joe Power, AICP, Principal

Matt Maddox, MESM, Environmental Planner

Megan Jones, Senior Planner

Jessica Tibbett Hamill, MAIEP, Associate Environmental Planner

Carie Wingert, Associate Biologist

Kathy Babcock, Graphics Technician

Katherine Warner, Graphics Technician

Katie Stanulis, Production Coordinator



*This page intentionally left blank*





## **Appendix A**

*Notice of Preparation, Initial Study, and  
NOP Comment Letters*

**NOTICE OF PREPARATION  
OF A DRAFT ENVIRONMENTAL IMPACT REPORT  
COUNTY OF SAN MATEO SINGLE USE BAG BAN ORDINANCE**

**DATE:** April 6, 2012

**TO:** State Clearinghouse, Responsible Agencies, Organizations and Interested Parties

**LEAD AGENCY:** County of San Mateo

The County of San Mateo intends to prepare an Environmental Impact Report (EIR) for a proposed Single Use Bag Ban Ordinance. In accordance with Section 15082 of the State CEQA Guidelines, the County of San Mateo has prepared this Notice of Preparation to provide Responsible Agencies and other interested parties with information describing the proposal and its potential environmental effects. The County has prepared the attached Project Description. The environmental factors that the County has determined would potentially be affected by the project include:

- Air Quality
- Biological Resources
- Greenhouse Gas Emissions
- Hydrology/Water Quality
- Utilities and Service Systems

**PROJECT SPONSOR:** County of San Mateo Health System  
Environmental Health Services  
2000 Alameda de las Pulgas, Suite 100  
San Mateo, CA 94403  
Contact: Dean D. Peterson, Director  
(650) 372-6200

**PROJECT LOCATIONS:** The Single Use Bag Ban Ordinance would apply to any commercial establishment that sells perishable or nonperishable goods, including, but not limited to, clothing, food, and personal items directly to the customer; and is located within or doing business within the geographical limits of unincorporated San Mateo County and within the following participating municipalities:

**San Mateo County**

- Belmont
- Brisbane
- Burlingame
- Colma
- Daly City
- East Palo Alto
- Foster City
- Half Moon Bay
- Menlo Park

- Millbrae
- Pacifica
- Portola Valley
- Redwood City
- San Bruno
- San Carlos
- San Mateo
- South San Francisco
- Woodside

**Santa Clara County**

- Milpitas
- Cupertino
- Los Gatos
- Los Altos
- Campbell
- Mountain View

**PROJECT DESCRIPTION:** The proposed Single Use Bag Ban Ordinance (Proposed Ordinance) would regulate the use of paper and plastic single use carryout bags within the participating municipalities. Participating municipalities include the County of San Mateo and 24 cities in San Mateo and Santa Clara counties (see list above under "Project Locations"). The Proposed Ordinance would apply to all retail establishments located within the limits of the participating municipalities, including those selling clothing, food, and personal items directly to the customer. It would not apply to restaurants. The ordinance would (1) prohibit the free distribution of single use



carryout paper and plastic bags and (2) require retail establishments to charge customers for recycled paper bags and reusable bags at the point of sale. The minimum charge would be ten cents (\$0.10) until December 31, 2014 and twenty-five cents (\$0.25) on or after January 1, 2015.

The intent of the ordinance is to reduce the environmental impacts related to the use of single use carryout bags, and to promote a shift toward the use of reusable bags. It is anticipated that by prohibiting single use plastic carryout bags and requiring a mandatory charge for each paper bag distributed by retailers, the Proposed Ordinance would provide a disincentive to customers to request paper bags when shopping at regulated stores and promote a shift to the use of reusable bags by retail customers, while reducing the number of single use plastic and paper bags within the participating municipalities.

Single use plastic carryout bags are defined as bags made from petroleum or bio-based plastic<sup>1</sup> that are less than 2.25 millimeters thick. The Proposed Ordinance would prohibit retailers from distributing both petroleum and bio-based single use carryout plastic bags at the point of sale. The Proposed Ordinance would not prohibit the distribution of plastic “product bags”, as defined, which includes bags without handles provided to a customer (1) to transport prepared food, produce, bulk food or meat from a department within a store to the point of sale; (2) to hold prescription medication dispensed from a pharmacy; or (3) to segregate food or merchandise that could damage or contaminate other food or merchandise when placed together in a reusable bag or recycled paper bag. The ordinance would not apply to restaurants and other food service providers, allowing them to provide plastic bags to customers for prepared take-out food intended for consumption off of the food provider’s premises.

As noted above, the Proposed Ordinance would require regulated retailers to impose a mandatory charge for each paper carryout bag provided. Retail establishments would be required to keep complete an accurate record (including documents of the purchase and sale of any recycled paper bag or reusable bag) for a minimum period of three years from the date of purchase and sale. The record must be available for inspection during regular business hours by any County employee authorized to enforce this part at no cost to the County. The charge would be retained by the affected stores to compensate the stores for increased costs related to compliance with the ordinance, actual costs associated with providing recyclable paper carryout bags or reusable bags, and costs associated with a store’s educational materials or education campaign encouraging the use of reusable bags.

**REVIEW PERIOD:** As specified by the State CEQA Guidelines, the Notice of Preparation will be circulated for a 30-day review period. The Lead Agency welcomes agency and public input during this period regarding the scope and content of environmental information that must be included in the Draft EIR. **Responses to this Notice of Preparation may be submitted, in writing, by 5:30 p.m. on May 6, 2012, to:**


Camille M. Leung, Planner  
Planning and Building Department  
455 County Center, Second Floor  
Redwood City, CA 94063  
cleung@smcgov.org  
(650) 363-1826

---

<sup>1</sup> Bags made with at least 90% starch from renewable resources such as corn, potato, tapioca, or wheat, or from polyesters, manufactured from hydrocarbons, or starch–polyester blends.

**PUBLIC SCOPING MEETINGS:** Scoping meetings will be held during the comment period to take comments related to the scope of the environmental issues to be analyzed within the Draft EIR. The dates, times, and locations of the scoping meeting are listed below.

April 18, 2012 6:00 P.M.	Half Moon Bay	Ted Adcock Community/Senior Center Sun Room 535 Kelly Avenue Half Moon Bay, CA
April 19, 2012 5:30 P.M.	San Mateo	San Mateo Public Library Oak Room 55 West Third Ave San Mateo, CA
April 25, 2012 6:00 P.M.	Mountain View	City Council Chambers 500 Castro Street Mountain View, CA
April 26, 2012 6:00 P.M.	South San Francisco	Municipal Services Building 33 Arroyo Drive South San Francisco, CA
May 2, 2012 6:00 P.M.	Campbell	Campbell Library 77 Harrison Avenue Campbell, CA
May 3, 2012 2:00 P.M.	Milpitas	Barbara Lee Senior Center 40 North Milpitas Blvd, Rm 140 Milpitas, CA
May 3, 2012 6:00 P.M.	Redwood City	Redwood City Library 1044 Middlefield Rd Redwood City, CA



\_\_\_\_\_  
 Dean D. Peterson, PE, REHS  
 Director, Environmental Health Services  
 County of San Mateo Health System

3/30/12  
 Date

County of San Mateo  
Planning and Building Department

**INITIAL STUDY**  
**ENVIRONMENTAL EVALUATION CHECKLIST**  
(To Be Completed By Current Planning Section)

**I. BACKGROUND**

Project Title: County of San Mateo Single-Use Bag Ban Ordinance

File No.: PLN2012-00136

Project Location: The Single-Use Bag Ban Ordinance (“Proposed Ordinance”) would apply to any commercial establishment that sells perishable or nonperishable goods, including, but not limited to, clothing, food, and personal items directly to the customer; and is located within or doing business within the geographical limits of unincorporated San Mateo County and within the following participating municipalities:

**San Mateo County**

- Belmont
- Brisbane
- Burlingame
- Colma
- Daly City
- East Palo Alto
- Foster City
- Half Moon Bay
- Menlo Park

- Millbrae
- Pacifica
- Portola Valley
- Redwood City
- San Bruno
- San Carlos
- San Mateo
- South San Francisco
- Woodside

**Santa Clara County**

- Milpitas
- Cupertino
- Los Gatos
- Los Altos
- Campbell
- Mountain View

For the purposes of this Initial Study, the geographical limits of unincorporated San Mateo County and all of the participating municipalities listed above shall be known as the “Study Area”.

Assessor’s Parcel No.: Multiple parcels

Applicant/Owner: County of San Mateo

Date Environmental Information Form Submitted: May 23, 2012

## PROJECT DESCRIPTION

The proposed Single Use Bag Ban Ordinance (“Proposed Ordinance”) would regulate the use of paper and plastic single-use carryout bags within the participating municipalities. Participating municipalities include the County of San Mateo and 24 cities in San Mateo and Santa Clara counties (see list above in 2.2 Project Location). For the purposes of this Program EIR, the geographical limits of unincorporated San Mateo County and all of the participating municipalities listed above shall be known as the “Study Area”. The Proposed Ordinance would apply to all retail establishments located within the limits of the Study Area, including those selling clothing, food, and personal items directly to the customer. It would not apply to restaurants. The Proposed Ordinance would (1) prohibit the free distribution of single-use carryout paper and plastic bags and (2) require retail establishments to charge customers for recycled paper bags and reusable bags at the point of sale. The minimum charge would be ten cents (\$0.10) per paper bag until December 31, 2014 and twenty-five cents (\$0.25) per paper bag on or after January 1, 2015.

The intent of the Proposed Ordinance is to reduce the environmental impacts related to the use of single-use carryout bags, and to promote a shift toward the use of reusable bags. It is anticipated that by prohibiting single-use plastic carryout bags and requiring a mandatory charge for each paper bag distributed by retailers, the Proposed Ordinance would provide a disincentive to customers to request paper bags when shopping at regulated stores and promote a shift to the use of reusable bags by retail customers, while reducing the number of single-use plastic and paper bags within the Study Area.

Single-use plastic carryout bags are defined as bags made from petroleum or bio-based plastic that are less than 2.25 mils thick (0.00225 inches). The Proposed Ordinance would prohibit retailers from distributing both petroleum and bio-based single-use carryout plastic bags at the point of sale. The Proposed Ordinance would not prohibit the distribution of plastic “product bags”, as defined, which includes bags without handles provided to a customer (1) to transport prepared food, produce, bulk food or meat from a department within a store to the point of sale; (2) to hold prescription medication dispensed from a pharmacy; or (3) to segregate food or merchandise that could damage or contaminate other food or merchandise when placed together in a reusable bag or recycled paper bag. The Proposed Ordinance would not apply to restaurants and other food service providers, allowing them to provide plastic bags to customers for prepared take-out food intended for consumption off of the food provider’s premises.

As noted above, the Proposed Ordinance would require regulated retailers to impose a mandatory charge for each paper carryout bag provided. Retail establishments would be required to keep complete an accurate record (including documents of the purchase and sale of any recycled paper bag or reusable bag) for a minimum period of three years from the date of purchase and sale. The record must be available for inspection during regular business hours by any County employee authorized to enforce this part at no cost to the County. The charge would be retained by the affected stores to compensate the stores for increased costs related to compliance with the Proposed Ordinance, actual costs associated with providing recyclable paper carryout bags or reusable bags, and costs associated with a store’s educational materials or education campaign encouraging the use of reusable bags.

**II. ENVIRONMENTAL ANALYSIS**

Any controversial answers or answers needing clarification are explained on an attached sheet. For source, refer to pages 11 and 12.

	IMPACT					Source
	YES					
	NO	Not Significant	Significant Unless Mitigated	Significant	Cumulative	
<b>1. LAND SUITABILITY AND GEOLOGY</b>						
Will (or could) this project:						
a. Involve a unique landform or biological area, such as beaches, sand dunes, marshes, tidelands, or San Francisco Bay?	X					B,F,O,I (1)
b. Involve construction on slope of 15% or greater?	X					E,I,R (State) ,I (1)
c. Be located in an area of soil instability (subsidence, landslide or severe erosion)?	X					Bc,D,R (State) ,I (1)
d. Be located on, or adjacent to a known earthquake fault?	X					Bc,D,R (State) ,I (1)
e. Involve Class I or Class II Agriculture Soils and Class III Soils rated good or very good for artichokes or Brussels sprouts?	X					M,R (State) ,I (1)
f. Cause erosion or siltation?	X					M,I,R (State) ,I (1)
g. Result in damage to soil capability or loss of agricultural land?	X					A,M,R (State) ,I (1)

	IMPACT					Source
	YES					
	NO	Not Significant	Significant Unless Mitigated	Significant	Cumulative	
h. Be located within a flood hazard area?	X					G,Q (1) ,I (1)
i. Be located in an area where a high water table may adversely affect land use?	X					D
j. Affect a natural drainage channel or streambed, or watercourse?	X					E,Q (1)

**Further Discussion:**

**a.** The Proposed Ordinance would prohibit retail establishments (excluding restaurants) in the Study Area, from distributing single-use carryout paper and plastic bags at no charge, and would create a mandatory 10 cent (\$0.10) charge for each recycled paper and reusable bag distributed by these stores at the point of sale. The intent of the Proposed Ordinance is to reduce the environmental impacts related to the use of single-use plastic bags, and to promote a shift toward the use of reusable bags. The Proposed Ordinance would not involve any physical development; therefore, it would not involve a unique landform or biological area. **No impact** would occur and further analysis of this issue in an EIR is not warranted.

**b-g.** The Proposed Ordinance would prohibit retail establishments (excluding restaurants) in the Study Area, from distributing single-use carryout paper and plastic bags at no charge, and would create a mandatory 10 cent (\$0.10) charge for each recycled paper and reusable bag distributed by these stores at the point of sale. The Proposed Ordinance would not involve any physical development or construction activity; therefore, it would not involve construction on a slope of 15% or greater, be located on or adjacent to a known earthquake fault, involve Class I, II or III Agricultural Soils, nor would it cause erosion or siltation. In addition, the Proposed Ordinance would not increase the potential for landslide, lateral spreading, subsidence, liquefaction, or collapse, and would not place structures or people in areas that are located on expansive soil, as defined in the Uniform Building Code. Furthermore, the Proposed Ordinance would not result in damage to soil capability or the loss of agricultural land. **No impact** would occur and further analysis of these issues in an EIR is not warranted.

**h-j.** The Proposed Ordinance would prohibit retail establishments (excluding restaurants) in the Study Area, from distributing single-use carryout paper and plastic bags at no charge, and would create a mandatory 10 cent (\$0.10) charge for each recycled paper and reusable bag distributed by these stores at the point of sale. The Proposed Ordinance would not involve any physical development or construction activity; therefore, it would not be located in a flood hazard zone or in an area where a high water table may adversely affect land use. Furthermore, the Proposed Ordinance would not affect a natural drainage channel, streambed or watercourse. **No impact** would occur and further analysis of these issues in an EIR is not warranted.

	IMPACT					Source
	Yes					
	NO	Not Significant	Significant Unless Mitigated	Significant	Cumulative	
<b>2. VEGETATION AND WILDLIFE</b>						
Will (or could) this project:						
a. Affect federal or state listed rare or endangered species of plant life in the project area?	X					F,Q (1)
b. Involve cutting of heritage or significant trees as defined in the County Heritage Tree and Significant Tree Ordinance?	X					I,A,Q (1)
c. Be adjacent to or include a habitat food source, water source, nesting place or breeding place for a federal or state listed rare or endangered wildlife species?				X		F,Q (1)
d. Significantly affect fish, wildlife, reptiles, or plant life?				X		I,Q (1)
e. Be located inside or within 200 feet of a marine or wildlife reserve?	X					E,F,O,Q (1)
f. Infringe on any sensitive habitats?				X		F,Q (1)
g. Involve clearing land that is 5,000 sq. ft. or greater (1,000 sq. ft. within a County Scenic Corridor), that has slopes greater than 20% or that is in a sensitive habitat or buffer zone?	X					I,F,Bb,I (1)

**Further Discussion:**

a. The Proposed Ordinance would not include any physical development or construction activity and, therefore, would not alter or remove any existing riparian habitat or plant life in the Study Area. As such, the Proposed Ordinance would not adversely affect any state listed or any federally listed rare or endangered species of plant life. **No impact** would occur and further analysis of this issue in an EIR is not warranted.

b. The Proposed Ordinance is intended to reduce the amount of single-use plastic and paper bags and to promote a shift toward the use of

reusable bags by retail customers. The Proposed Ordinance would not involve any physical development or construction activities that would conflict with the County Heritage Tree and Significant Tree Ordinance protecting heritage or significant trees, including trees. **No impact** would occur and further analysis of this issue in an EIR is not warranted.

e. The Proposed Ordinance is intended to reduce the amount of single-use plastic and paper bags and to promote a shift toward the use of reusable bags by retail customers. The Proposed Ordinance would not involve any physical development or construction activities that would be located inside or within 200 feet of a marine or wildlife reserve. **No impact** would occur and further analysis of this issue in an EIR is not warranted.

c, d, f. The Proposed Ordinance is intended to reduce the use of single-use plastic and paper bags and to promote a shift in the use of reusable bags by retail customers. Although there is low potential for adverse effects to wildlife resources or their habitat, by promoting a shift toward the use of reusable bags, the Proposed Ordinance could potentially affect wildlife species or sensitive habitats if reusable bags are improperly disposed of and become litter that enters the storm drain system and ultimately into coastal and marine environments. The Proposed Ordinance’s impact related to sensitive species or habitats is **potentially significant** and will be further analyzed in an EIR.

g. The Proposed Ordinance would not involve any physical development or construction activities that would involve clearing land that is 5,000 square feet or greater, that has slopes greater than 20%, that is in a sensitive habitat or buffer zone, nor would the proposed ordinance conflict with the provisions of an adopted Habitat Conservation Plan, Natural Community Conservation Plan, or other approved local, regional, or state habitat conservation plan. **No impact** would occur and further analysis of this issue in an EIR is not warranted.

	IMPACT					Source
	Yes					
	NO	Not Significant	Significant Unless Mitigated	Significant	Cumulative	
<b>3. PHYSICAL RESOURCES</b>						
Will (or could) this project:						
a. Result in the removal of a natural resource for commercial purposes (including rock, sand, gravel, oil, trees, minerals or topsoil)?	<b>X</b>					I,Q (1),I (1)
b. Involve grading in excess of 150 cubic yards?	<b>X</b>					I,Q (1) ,I (1)
c. Involve lands currently protected under the Williamson Act (agricultural preserve) or an Open Space Easement?	<b>X</b>					I,Q (1) ,I (1)



	IMPACT					Source
	Yes					
	NO	Not Significant	Significant Unless Mitigated	Significant	Cumulative	
d. Affect any existing or potential agricultural uses?	X					A,K,M ,I (1)

**Further Discussion:**

**a-b.** The Proposed Ordinance would prohibit retail establishments (excluding restaurants) in the Study Area, from distributing single-use carryout paper and plastic bags at no charge, and would create a mandatory 10 cent (\$0.10) charge for each recycled paper and reusable bag distributed by these stores at the point of sale. The intent of the Proposed Ordinance is to reduce the environmental impacts related to the use of single-use plastic bags, and to promote a shift toward the use of reusable bags by retail customers.

The Proposed Ordinance would not include development of any physical structures or involve any construction activity. As such, the Proposed Ordinance would not remove natural resources such as rocks, sand, gravel, oil, trees, minerals or topsoil. In addition, since the Proposed Ordinance would not change any existing land use or add any physical development or new structures within the Study Area, it would not involve grading in excess of 150 cubic yards. **No impact** would occur and further analysis of this issue in an EIR is not warranted.

**c-d.** The Proposed Ordinance would prohibit retail establishments (excluding restaurants) in the Study Area, from distributing single-use carryout paper and plastic bags at no charge, and would create a mandatory 10 cent (\$0.10) charge for each recycled paper and reusable bag distributed by these stores at the point of sale. The Proposed Ordinance would not include any physical development or change any existing land uses currently protected under the Williamson Act, or an Open Space Easement. **No impact would** occur and further discussion of this issue in an EIR is not warranted.

	IMPACT	Source
--	--------	--------

	Yes					
	NO	Not Significant	Significant Unless Mitigated	Significant	Cumulative	
<b>4. AIR QUALITY, WATER QUALITY, SONIC</b>						
Will (or could) this project:						
a. Generate pollutants (hydrocarbon, thermal odor, dust or smoke particulates, radiation, etc.) that will violate existing standards of air quality on-site or in the surrounding area?				<b>X</b>		I,N,R,Q (1) ,I (1)
b. Involve the burning of any material, including brush, trees and construction materials?	<b>X</b>					I,I (1),Q (1)
c. Be expected to result in the generation of noise levels in excess of those currently existing in the area, after construction?		<b>X</b>				Ba,I,I (1),Ca
d. Involve the application, use or disposal of potentially hazardous materials, including pesticides, herbicides, other toxic substances, or radioactive material?	<b>X</b>					I,I (1),R (State)
e. Be subject to noise levels in excess of levels determined appropriate according to the County Noise Ordinance or other standard?		<b>X</b>				A,Ba,Bc,Ca
f. Generate noise levels in excess of levels determined appropriate according to the County Noise Ordinance standard?		<b>X</b>				I,I (1) ,Ca
g. Generate polluted or increased surface water runoff or affect groundwater resources?				<b>X</b>		I,I (1)
h. Require installation of a septic tank/leachfield sewage disposal system or require hookup to an existing collection system which is at or over capacity?	<b>X</b>					S,B a(2)

**Further Discussion:**

a. The Proposed Ordinance does not include any new buildings or other physical development and; therefore, would not entail any construction activity. As such, the Proposed Ordinance would not generate temporary construction emissions. Although the Proposed Ordinance is intended to reduce the amount of single-use plastic and paper bags in the Study Area, a potential change in the number of truck trips associated with delivering carryout bags to retailers and the additional use of reusable bags could generate pollutants that will violate existing air quality standards and increase long-term operational emissions. In addition, although overall carryout bag use is anticipated to decline as a result of the Proposed Ordinance, the EIR will also analyze whether the shift toward reusable bags could potentially alter processing activities in the Study Area related to bag production, which may increase air emissions. Impacts related to long-term emissions are **potentially significant** and will be further analyzed in an EIR.

b. The Proposed Ordinance would prohibit retail establishments (excluding restaurants) in the Study Area, from distributing single-use carryout paper and plastic bags at no charge, and would create a mandatory 10 cent (\$0.10) charge for each recycled paper and reusable bag distributed by these stores at the point of sale. The Proposed Ordinance does not include any new physical development or construction activity. As such, the Proposed Ordinance would not involve the burning of any materials such as brush, trees or construction materials. Therefore, **no impact** would occur and further discussion of this issue in an EIR is not warranted.

c, e-f. The Proposed Ordinance would apply throughout the Study Area. However, the ordinance would not involve any physical development or construction activities. As such, the Proposed Ordinance would not create new noise levels, or be subject to new noise levels in excess of existing noise standards outlined in the County's Noise Ordinance. Furthermore, the Proposed Ordinance would not result in a substantial increase in permanent or temporary noise levels above existing conditions. The ordinance could incrementally alter travel patterns associate with transport of single-use and reusable bags; however, this incremental change would not create any audible change in the noise environment in any neighborhoods in the Study Area. Therefore, **impacts** related to noise levels would be **less than significant** and further analysis of these issues in the EIR is not warranted.

d. The Proposed Ordinance would prohibit retail establishments (excluding restaurants) in the Study Area, from distributing single-use carryout paper and plastic bags at no charge, and would create a mandatory 10 cent (\$0.10) charge for each recycled paper and reusable bag distributed by these stores at the point of sale. The intent of the Proposed Ordinance is to reduce the environmental impacts related to the use of single-use plastic bags, and to promote a shift toward the use of reusable bags by retail customers. Although hazardous materials may be used in the process to manufacture single-use plastic, single-use paper and reusable bags, any existing or potential manufacturing facilities that manufacture bags would be required to continue to adhere to the requirements of the California Health and Safety Code (Section 25531-25543.3), which establishes a program for the prevention of accidental releases of regulated substances. With adherence to Health and Safety Code Section 25531-25543.3, carryout bag manufacturing facilities would be required to prepare and update a Risk Management Plan (RMP) that is designed to increase the protection of public health, the environment, and facility employees by ensuring proper emergency response and mitigation procedures when handling regulated substances and also assists the local government agencies in their communication and coordination efforts to improve facility safety while handling chemicals and hazardous materials. In addition, the completed product for each type of bag addressed by the ordinance would not be a hazardous material. As such, the Proposed Ordinance would not involve the application, use or disposal of hazardous materials. Moreover, the Proposed Ordinance would not involve any type of construction or activities that would require the use of hazardous materials or that would result in the release of hazardous materials into the environment. Thus, there would be **no impact** and further analysis of this issue in an EIR is not warranted.

g. The Proposed Ordinance would prohibit retail establishments (excluding restaurants) in the Study Area, from distributing single-use carryout

paper and plastic bags at no charge, and would create a mandatory 10 cent (\$0.10) charge for each recycled paper and reusable bag distributed by these stores at the point of sale. The Proposed Ordinance would not involve any physical development or construction activities. As such, the ordinance would not create or contribute runoff water that would exceed the capacity of existing or planned stormwater drainage systems or provide substantial additional sources of polluted runoff. In addition, the Proposed Ordinance would not substantially deplete groundwater supplies or significantly reduce groundwater recharge, as it would not involve any buildings or other physical development. However, the Proposed Ordinance would be expected to lead to an increase in the number of reusable bags consumed in San Mateo County. Washing reusable bags for sanitary purposes (either in a washing machine or rinsing and wiping) by customers may incrementally increase water use in the Study Area. The impact to water supply and any impacts associated with groundwater supplies as a result of the increase in water use associated with the Proposed Ordinance is **potentially significant** and will be analyzed in an EIR.

**h.** The Proposed Ordinance would prohibit retail establishments (excluding restaurants) in the Study Area, from distributing single-use carryout paper and plastic bags at no charge, and would create a mandatory 10 cent (\$0.10) charge for each recycled paper and reusable bag distributed by these stores at the point of sale. The Proposed Ordinance would not involve any new buildings or other physical development and, therefore, would not require installation of a septic tank/leachfield sewage disposal system or require hookup to an existing collection system. Thus, there would be **no impact** and further analysis of this issue in an EIR is not warranted.

	IMPACT					Source
	Yes					
	NO	Not Significant	Significant Unless Mitigated	Significant	Cumulative	
<b>5. TRANSPORTATION</b>						
Will (or could) this project:						
a. Affect access to commercial establishments, schools, parks, etc.?	<b>X</b>					A,I,I(1)
b. Cause noticeable increase in pedestrian traffic or a change in pedestrian patterns?		<b>X</b>				A,I,I(1)
c. Result in noticeable changes in vehicular traffic patterns or volumes (including bicycles)?		<b>X</b>				I,Bf,I(1)
d. Involve the use of off-road vehicles of any kind (such as trail bikes)?	<b>X</b>					I,I(1)

e. Result in or increase traffic hazards?	<b>X</b>					S,I(1)
f. Provide for alternative transportation amenities such as bike racks?	<b>X</b>					I,I(1)
g. Generate traffic which will adversely affect the traffic carrying capacity of any roadway?		<b>X</b>				S,Q (1,2,3,4),U

**Further Discussion:**

**a.** The Proposed Ordinance would prohibit retail establishments (excluding restaurants) in the Study Area, from distributing single-use carryout paper and plastic bags at no charge, and would create a mandatory 10 cent (\$0.10) charge for each recycled paper and reusable bag distributed by these stores at the point of sale. The intent of the Proposed Ordinance is to reduce the environmental impacts related to the use of single-use plastic bags, and to promote a shift toward the use of reusable bags by retail customers. The ordinance would not involve any physical development or construction activities that would affect access to commercial establishments, schools or parks. Thus, there would be **no impact** and further analysis of this issue in an EIR is not warranted.

**b-c.** The Proposed Ordinance would prohibit retail establishments (excluding restaurants) in the Study Area, from distributing single-use carryout paper and plastic bags at no charge, and would create a mandatory 10 cent (\$0.10) charge for each recycled paper and reusable bag distributed by these stores at the point of sale. The intent of the Proposed Ordinance is to reduce the environmental impacts related to the use of single-use plastic bags, and to promote a shift toward the use of reusable bags by retail customers. The ordinance would not involve any physical development or construction activities. As such, the Proposed Ordinance would not cause or result in noticeable changes in pedestrian patterns, vehicular traffic patterns or volumes, nor would the ordinance cause a noticeable increase in pedestrian traffic. Implementation of the Proposed Ordinance would not reduce, sever, or eliminate pedestrian or bicycle circulation or access, or preclude future planned and approved bicycle or pedestrian circulation. It is anticipated that any change in vehicular traffic patterns as a result of truck delivery trips would not be noticeable. Therefore, impacts would be **less than significant** and further analysis of these issues in an EIR is not warranted.

**d.** The intent of the Proposed Ordinance is to reduce the environmental impacts related to the use of single-use plastic bags, and to promote a shift toward the use of reusable bags by retail customers. The ordinance would not involve any physical development or construction activities that would involve the use of off-road vehicles such as trail bikes. Therefore, **no impact** would occur and further analysis of this issue in an EIR is not warranted.

**e-f.** The Proposed Ordinance would prohibit retail establishments (excluding restaurants) in the Study Area, from distributing single-use carryout paper and plastic bags at no charge, and would create a mandatory 10 cent (\$0.10) charge for each recycled paper and reusable bag distributed by these stores at the point of sale. The intent of the Proposed Ordinance is to reduce the environmental impacts related to the use of single-use plastic bags, and to promote a shift toward the use of reusable bags by retail customers. The ordinance would not include any design features that would result in or increase traffic hazards, nor would it provide for alternative transportation amenities such as bike racks. Therefore, **no impact** would occur and further analysis of these issues in an EIR is not warranted.

**g.** The Proposed Ordinance would prohibit retail establishments (excluding restaurants) in the Study Area, from distributing single-use carryout

paper and plastic bags at no charge, and would create a mandatory 10 cent (\$0.10) charge for each recycled paper and reusable bag distributed by these stores at the point of sale. The intent of the Proposed Ordinance is to reduce the environmental impacts related to the use of single-use plastic bags, and to promote a shift toward the use of reusable bags by retail customers. The ordinance would not involve any physical development or construction activities. However, the shift toward reusable bags could alter truck travel patterns associated with delivering bags from manufacturers to retailers.

Stores making available recycled paper and reusable carryout bags would be required to sell recycled paper carryout bags made from 100% recycled material with a 40% post-consumer recycled content and reusable carryout bags made from cloth or other machine washable fabric that is at least 2.25 mils (0.000225 inches) thick, to customers for approximately \$0.10 per bag (\$0.25 per bag starting on or after January 1, 2015). It is anticipated that this cost requirement will create a disincentive to customers to request single-use bags when shopping at regulated stores and is intended to promote a major shift toward the use of recycled or reusable bags by retail customers, while reducing the number of single-use plastic and paper bags within the Study Area. Based on a cost requirement of at least \$0.10 per bag, this analysis assumes that the total volume of single-use plastic bags currently used in the Study Area (approximately 552,931,362 single-use plastic bags per year) would be replaced by approximately 30% recycled paper bags and 65% reusable bags as a result of the proposed Single Use Bag Ban Ordinance. It is assumed that 5% of the existing total of single-use bags used in the Study Area would remain in use since the Proposed Ordinance does not apply to some retailers who distribute single-use bags (i.e. restaurants) and these retailers would continue to distribute single-use carryout bags after the Proposed Ordinance is implemented. Thus, for this analysis, it is assumed that approximately 27,646,568 single-use bags would be used in the Study Area after the implementation of the Proposed Ordinance. Although the volume of a single paper carryout bag (20.48 liters) is generally equal to approximately 150% of the volume of a plastic bag (14 liters<sup>1</sup>), this analysis assumes that approximately 165,879,409 recycled paper bags would replace approximately 30% of the plastic bags currently used in the Study Area.

In order to estimate the number of recycled paper or reusable carryout bags that would replace 359,405,485 plastic bags (65% of the existing number of plastic bags used in the Study Area per year), it is assumed that a reusable carryout bag would be used by a customer once per week for one year (52 times). This is a conservative estimate as a reusable bag, as required by the Ordinance, must have the capability of being used 125 times (see Appendix D for complete Ordinance). Nevertheless, for this analysis, in order to replace the volume of groceries contained in the 359,405,485 single-use plastic bags that would be removed as a result of the Proposed Ordinance, an increase of approximately 6,911,642 reusable bags per year would be purchased by customers at retail stores. This analysis assumes that as a result of the proposed ordinance the existing total volume of groceries currently carried in approximately 552 million single-use plastic carryout bags would be carried within approximately 200 million single-use plastic, reusable and single-use paper bags.

A permanent increase in recyclable paper bag and reusable bag use might lead to an increase in the frequency of truck trips needed to deliver a greater number of these bags to stores in the Study Area. However, any increase in truck trips related to recycled paper and reusable bag delivery would be partially offset by the reduction in truck trips related to single-use plastic carryout bag delivery since under the Proposed Ordinance, single-use plastic carryout bags would be banned and therefore truck delivery would not be required. Nevertheless, as shown in Table 1, assuming a worst-case scenario that as a result of the Proposed Ordinance the volume of existing single-use plastic bags would be replaced by approximately 30% recycled paper bags and 65% reusable bags, with 5% of the total plastic bags remaining in use, the net increase

---

<sup>1</sup> *The Ordinances to Ban Plastic Carryout Bags in Los Angeles County Final Environmental Impact Report (SCH #2009111104). Adopted by the County of Los Angeles Board of Supervisors on November 16, 2010.*

in truck traffic resulting from the change in bag use would be less than two trucks trip per day.

Truck trips would be expected to primarily utilize major regional transportation facilities (such as the Bayshore Freeway (U.S. 101), Junipero Serra Freeway (Interstate 280), and Cabrillo Highway (State Route 1)) and major arterials in the Study Area (such as El Camino Real, Woodside Road and California State Route 92 Freeway). Delivery trucks may periodically travel on residential streets, but an increase of less than two truck trips per day in the entire region (in the Study Area) would not cause a significant traffic impact at any existing intersections or street segments in the Study Area. Therefore, impacts related to the existing traffic load and the carrying capacity of the street systems would be **less than significant** and further analysis in an EIR is not warranted.

**Table 1  
Estimated Truck Trips per Day  
Following Implementation of the Proposed Single-use Bag Ban Ordinance**

<b>Bag Type</b>	<b>Number of Bags per Year</b>	<b>Number of Bags per Truck Load**</b>	<b>Truck Trips Per Year</b>	<b>Truck Trips per Day</b>
Single-use Plastic	27,646,568*	2,080,000	13	0.036
Single-use Paper	165,879,409*	217,665	762	2.08
Reusable	6,911,642*	108,862	64	0.17
<b>Total</b>			<b>839</b>	<b>2.3</b>
<b>Existing Truck Trips for Plastic Bags</b>			(266)	(0.73)
<b>Net New Truck Trips</b>			<b>573</b>	<b>1.57</b>

*\*Based on worst case scenario estimate of 5% existing plastic bag use in the Study Area (approximately 552,931,362 plastic bags per year) to remain, 30% conversion of the volume of existing plastic bag use to recyclable paper bags and 65% conversion to reusable bags (based on 52 uses per year). Based on City of San Jose Final EIR, SCH # 2009102095, October 2010*

*\*\*City of Santa Monica Single-Use Carryout Bag Ordinance EIR (SCH #2010041004), January 2011; and City of Sunnyvale Carryout Bag Ordinance EIR (SCH#2011062032), December 2011.*

	<b>IMPACT</b>	<b>Source</b>
	<b>Yes</b>	

	NO	Not Significant	Significant Unless Mitigated	Significant	Cumulative	
<b>6. LAND USE AND GENERAL PLANS</b>						
Will (or could) this project:						
a. Result in the congregating of more than 50 people on a regular basis?	<b>X</b>					I,I(1),Q(1)
b. Result in the introduction of activities not currently found within the community?	<b>X</b>					I,I(1)
c. Employ equipment which could interfere with existing communication and/or defense systems?	<b>X</b>					I,I(1),Q(1)
d. Result in any changes in land use, either on or off the project site?	<b>X</b>					I,I(1),Q(1),T
e. Serve to encourage off-site development of presently undeveloped areas or increase development intensity of already developed areas (examples include the introduction of new or expanded public utilities, new industry, commercial facilities or recreation activities)?	<b>X</b>					I,Q,S
f. Adversely affect the capacity of any public facilities (streets, highways, freeways, public transit, schools, parks, police, fire, hospitals), public utilities (electrical, water and gas supply lines, sewage and storm drain discharge lines, sanitary landfills) or public works serving the site?				<b>X</b>		I,S,I(1),Q(1),Ba(1)
g. Generate any demands that will cause a public facility or utility to reach or exceed its capacity?				<b>X</b>		I,S,I(1),Q(1) ,Ba(1)
h. Be adjacent to or within 500 feet of an existing or planned public facility?	<b>X</b>					A,I(1),Q(1)
i. Create significant amounts of solid waste or litter?				<b>X</b>		I,I(1),Q(1)



j. Substantially increase fossil fuel consumption (electricity, oil, natural gas, coal, etc.)?		<b>X</b>				I
k. Require an amendment to or exception from adopted general plans, specific plans, or community policies or goals?		<b>X</b>				B,T,I(1),Q(1)
l. Involve a change of zoning?	<b>X</b>					C,T
m. Require the relocation of people or businesses?	<b>X</b>					I,I(1),Q(1)
n. Reduce the supply of low-income housing?	<b>X</b>					I,I(1),Q(1)
o. Result in possible interference with an emergency response plan or emergency evacuation plan?		<b>X</b>				S,I(1),Q(1)
p. Result in creation of or exposure to a potential health hazard?		<b>X</b>				S,I(1),Q(1),R(State

**Further Discussion:**

**a, e, h.** The Proposed Ordinance would prohibit retail establishments (excluding restaurants) in the Study Area, from distributing single-use carryout paper and plastic bags at no charge, and would create a mandatory 10 cent (\$0.10) charge for each recycled paper and reusable bag distributed by these stores at the point of sale. The intent of the Proposed Ordinance is to reduce the environmental impacts related to the use of single-use plastic bags, and to promote a shift toward the use of reusable bags by retail customers. As such, the Proposed Ordinance would not result in the congregation of more than 50 people on a regular basis, nor would it encourage off-site development or increase development intensity. Furthermore, the Proposed Ordinance is an ordinance and would therefore not be located within 500 feet of an existing or planned public facility. Therefore, **no impact** would occur and further analysis of these issues in an EIR is not warranted.

**b-d, l.** The Proposed Ordinance would prohibit retail establishments (excluding restaurants) in the Study Area, from distributing single-use carryout paper and plastic bags at no charge, and would create a mandatory 10 cent (\$0.10) charge for each recycled paper and reusable bag distributed by these stores at the point of sale. The intent of the Proposed Ordinance is to reduce the environmental impacts related to the use of single-use plastic bags, and to promote a shift toward the use of reusable bags by retail customers. The ordinance would not involve any physical development or construction activities. In addition, the Proposed Ordinance would not involve any new development, land use or zoning changes within the Study Area. Therefore, **no impact** would occur and further analysis of these issues in an EIR is not warranted.

**f-g, i.** The Proposed Ordinance would prohibit retail establishments (excluding restaurants) in the Study Area, from distributing single-use carryout paper and plastic bags at no charge, and would create a mandatory 10 cent (\$0.10) charge for each recycled paper and reusable bag

distributed by these stores at the point of sale. The intent of the Proposed Ordinance is to reduce the environmental impacts related to the use of single-use plastic bags, and to promote a shift toward the use of reusable bags by retail customers. In addition, the ordinance would not result in an increase in population or employment; therefore, the ordinance would not generate any demands that would cause a public facility to reach or exceed its capacity, nor would it affect the capacity of any public facilities serving the Study Area. As previously stated, the ordinance would not create or contribute runoff water that would exceed the capacity of existing or planned stormwater drainage systems or provide substantial additional sources of polluted runoff.

Nearly 90% of the water supplied to the Bayside and the northern portion of the Coastsides, of San Mateo County, is provided by the San Francisco Water Department (SFWD) through contractual agreements. Local surface water and groundwater sources are used to supplement San Francisco Water Department water. These local sources are especially important in Half Moon Bay, Daly City, South San Francisco, San Bruno and the southeastern portion of the County. Wastewater treatment for each sewered area in San Mateo County is provided by 11 treatment plants, two of which are located outside of the County. As stated above in (g) and (h) of Section 4. *Air Quality, Water Quality and Sonic*, the Proposed Ordinance may incrementally increase water demand and wastewater generation as a result of retail customers washing reusable bags for sanitary purposes (either in a washing machine or rinsing and wiping). In addition, Solid waste produced in San Mateo County is for the most part disposed of within the County area. The bulk of municipal wastes, both residential and commercial, is collected by six scavenger companies which have collection franchises within nineteen cities, three sanitary districts and the County (for East Palo Alto and for the South Coastsides area). The shift toward reusable bags would reduce the amount of single-use plastic bags sent to local landfills. However, the Proposed Ordinance may result in a temporary increase in the number of recycled paper bags and a permanent increase in the number of reusable bags that are currently used in the Study Area. As such, the Proposed Ordinance may incrementally increase the amount of solid waste generated related to these types of bags. Therefore, impacts related to wastewater conveyance and treatment, as well as water supply and solid waste generation would be ***potentially significant*** and will be analyzed in an EIR.

**j.** The Proposed Ordinance would prohibit retail establishments (excluding restaurants) in the Study Area, from distributing single-use carryout paper and plastic bags at no charge, and would create a mandatory 10 cent (\$0.10) charge for each recycled paper and reusable bag distributed by these stores at the point of sale. The ordinance would not involve any physical development or construction activities that would consume fossil fuels. However, the manufacturing of reusable or recycled bags may involve the use of small amounts of fossil fuels, which could incrementally increase the consumption of those resources. The increase in fossil fuel consumption, as a result of the Proposed Ordinance, would be incremental and would be offset to some degree by the reduction in the amount of single-use plastic bags manufactured (reduction from approximately 552 million single-use plastic carryout bags to approximately 200 million single-use plastic, reusable and single-use paper bags). Therefore, impacts would be ***less than significant*** and further analysis of this issue in an EIR is not warranted.

**k.** The Proposed Ordinance would require an amendment to the Municipal Code of San Mateo County and in each of the participating municipalities. However, the Proposed Ordinance would not involve any new development or construction activities. Therefore, the Proposed Ordinance would not require an amendment to or exception from adopted general plans, specific plans, or community policies or goals. Impacts would be ***less than significant*** and further analysis of this issue in an EIR is not warranted.

**m, n.** The Proposed Ordinance would prohibit retail establishments (excluding restaurants) in the Study Area, from distributing single-use carryout paper and plastic bags at no charge, and would create a mandatory 10 cent (\$0.10) charge for each recycled paper and reusable bag distributed by these stores at the point of sale. The intent of the Proposed Ordinance is to reduce the environmental impacts related to the use of single-use plastic bags, and to promote a shift toward the use of reusable bags by retail customers. The ordinance would not involve any

physical development or construction activities. As such, the ordinance would not require the relocation of people or businesses, nor would it alter the supply of low-income housing. Therefore, **no impact** would occur and further analysis of these issues in an EIR is not warranted.

**o, p.** The Proposed Ordinance would prohibit retail establishments (excluding restaurants) in the Study Area, from distributing single-use carryout paper and plastic bags at no charge, and would create a mandatory 10 cent (\$0.10) charge for each recycled paper and reusable bag distributed by these stores at the point of sale. The intent of the Proposed Ordinance is to reduce the environmental impacts related to the use of single-use plastic bags, and to promote a shift toward the use of reusable bags by retail customers. The ordinance would not involve any physical development or construction activities. However, the ordinance would result in less than two new truck trips per day in the region. Nevertheless, this change in traffic associated with the ordinance would not conflict with an adopted emergency response plan or emergency evacuation plan. Moreover, the ordinance would not result in the creation of or exposure to a potential health hazard. Impacts would be **less than significant** and further analysis of these issues in an EIR is not warranted.

	IMPACT					Source
	Yes					
	NO	Not Significant	Significant Unless Mitigated	Significant	Cumulative	
<b>7. AESTHETIC, CULTURAL AND HISTORIC</b>						
Will (or could) this project:						
a. Be adjacent to a designated Scenic Highway or within a State or County Scenic Corridor?	<b>X</b>					A,Bb,I(1),Q(1),T
b. Obstruct scenic views from existing residential areas, public lands, public water body, or roads?	<b>X</b>					A,I,I(1),Q(1),T
c. Involve the construction of buildings or structures in excess of three stories or 36 feet in height?	<b>X</b>					I ,I(1),Q(1),T
d. Directly or indirectly affect historical or archaeological resources on or near the site?	<b>X</b>					H,I(1),Q(1),R(Federal),Cb

e. Visually intrude into an area having natural scenic qualities?	X					A,I,I(1),Q(1)
---	---	--	--	--	--	---------------

**Further Discussion:**

**a, b, e.** The Proposed Ordinance would prohibit retail establishments (excluding restaurants) in the Study Area, from distributing single-use carryout paper and plastic bags at no charge, and would create a mandatory 10 cent (\$0.10) charge for each recycled paper and reusable bag distributed by these stores at the point of sale. The intent of the Proposed Ordinance is to reduce the environmental impacts related to the use of single-use plastic bags, and to promote a shift toward the use of reusable bags by retail customers. The ordinance would not involve any physical development or construction activities. As such, the Proposed Ordinance would not be adjacent to a designated Scenic Highway or within a State or County Scenic Corridor. In addition, the ordinance would not obstruct scenic views from existing residential areas, public lands, public water bodies or roads. Moreover, the ordinance would not visually intrude into an area having natural scenic qualities. In addition, as a result of the Proposed Ordinance, it is anticipated that litter associated with plastic bags would be reduced which would improve the visual character, natural scenic qualities and/or scenic views of areas within the Study Area compared to existing conditions. Therefore, there would be **no impact** related to these issues and further analysis in an EIR is not warranted.

**d.** The Proposed Ordinance would not involve any physical development or construction activities. In addition, the Proposed Ordinance would not involve any ground-disturbing activities such as excavation. As such, the ordinance would not involve construction of buildings or structures in excess of three stories or 36 feet in height, nor would it affect a historical or archaeological resource. Therefore, **no impact** would occur and further analysis of these issues in an EIR is not warranted.

**III. RESPONSIBLE AGENCIES.** Check what agency has permit authority or other approval for the project.

AGENCY	YES	NO	TYPE OF APPROVAL
U.S. Army Corps of Engineers (CE)		X	
State Water Resources Control Board		X	
Regional Water Quality Control Board		X	
State Department of Public Health		X	
San Francisco Bay Conservation and Development Commission (BCDC)		X	
U.S. Environmental Protection Agency (EPA)		X	
County Airport Land Use Commission (ALUC)		X	
CalTrans		X	
Bay Area Air Quality Management District		X	
U.S. Fish and Wildlife Service		X	
Coastal Commission		X	
City			
Sewer/Water District:		X	
Other:			
<ul style="list-style-type: none"> <li>• Belmont</li> </ul>		X	<ul style="list-style-type: none"> <li>• Consider the Final EIR (City Council)</li> <li>• Adoption of an Ordinance amending the Ordinance Code (City Council)</li> </ul>
<ul style="list-style-type: none"> <li>• Brisbane</li> </ul>		X	<ul style="list-style-type: none"> <li>• Consider the Final EIR (City Council)</li> <li>• Adoption of an Ordinance amending the Ordinance Code (City Council)</li> </ul>
<ul style="list-style-type: none"> <li>• Burlingame</li> </ul>		X	<ul style="list-style-type: none"> <li>• Consider the Final EIR (City Council)</li> <li>• Adoption of an Ordinance amending the Ordinance Code (City Council)</li> </ul>
<ul style="list-style-type: none"> <li>• Colma</li> </ul>		X	<ul style="list-style-type: none"> <li>• Consider the Final EIR (City Council)</li> <li>• Adoption of an Ordinance amending the Ordinance Code (City Council)</li> </ul>
<ul style="list-style-type: none"> <li>• Daly City</li> </ul>		X	<ul style="list-style-type: none"> <li>• Consider the Final EIR (City Council)</li> <li>• Adoption of an Ordinance amending the Ordinance Code (City Council)</li> </ul>
<ul style="list-style-type: none"> <li>• East Palo Alto</li> </ul>		X	<ul style="list-style-type: none"> <li>• Consider the Final EIR (City Council)</li> <li>• Adoption of an Ordinance amending the Ordinance Code (City Council)</li> </ul>

• Foster City		X	<ul style="list-style-type: none"> <li>• Consider the Final EIR (City Council)</li> <li>• Adoption of an Ordinance amending the Ordinance Code (City Council)</li> </ul>
• Half Moon Bay		X	<ul style="list-style-type: none"> <li>• Consider the Final EIR (City Council)</li> <li>• Adoption of an Ordinance amending the Ordinance Code (City Council)</li> </ul>
• Menlo Park		X	<ul style="list-style-type: none"> <li>• Consider the Final EIR (City Council)</li> <li>• Adoption of an Ordinance amending the Ordinance Code (City Council)</li> </ul>
• Millbrae		X	<ul style="list-style-type: none"> <li>• Consider the Final EIR (City Council)</li> <li>• Adoption of an Ordinance amending the Ordinance Code (City Council)</li> </ul>
• Pacifica		X	<ul style="list-style-type: none"> <li>• Consider the Final EIR (City Council)</li> <li>• Adoption of an Ordinance amending the Ordinance Code (City Council)</li> </ul>
• Portola Valley		X	<ul style="list-style-type: none"> <li>• Consider the Final EIR (City Council)</li> <li>• Adoption of an Ordinance amending the Ordinance Code (City Council)</li> </ul>
• Redwood City		X	<ul style="list-style-type: none"> <li>• Consider the Final EIR (City Council)</li> <li>• Adoption of an Ordinance amending the Ordinance Code (City Council)</li> </ul>
• San Bruno		X	<ul style="list-style-type: none"> <li>• Consider the Final EIR (City Council)</li> <li>• Adoption of an Ordinance amending the Ordinance Code (City Council)</li> </ul>
• San Carlos		X	<ul style="list-style-type: none"> <li>• Consider the Final EIR (City Council)</li> <li>• Adoption of an Ordinance amending the Ordinance Code (City Council)</li> </ul>
• San Mateo		X	<ul style="list-style-type: none"> <li>• Consider the Final EIR (City Council)</li> <li>• Adoption of an Ordinance amending the Ordinance Code (City Council)</li> </ul>
• South San Francisco		X	<ul style="list-style-type: none"> <li>• Consider the Final EIR (City Council)</li> <li>• Adoption of an Ordinance amending the Ordinance Code (City Council)</li> </ul>
• Woodside		X	<ul style="list-style-type: none"> <li>• Consider the Final EIR (City Council)</li> <li>• Adoption of an Ordinance amending the Ordinance Code (City Council)</li> </ul>
• Milpitas		X	<ul style="list-style-type: none"> <li>• Consider the Final EIR (City Council)</li> <li>• Adoption of an Ordinance amending the Ordinance Code (City Council)</li> </ul>
• Cupertino		X	<ul style="list-style-type: none"> <li>• Consider the Final EIR (City Council)</li> <li>• Adoption of an Ordinance amending the Ordinance Code (City Council)</li> </ul>
• Los Gatos		X	<ul style="list-style-type: none"> <li>• Consider the Final EIR (City Council)</li> <li>• Adoption of an Ordinance amending the Ordinance Code (City Council)</li> </ul>
• Los Altos		X	<ul style="list-style-type: none"> <li>• Consider the Final EIR (City Council)</li> <li>• Adoption of an Ordinance amending the Ordinance Code (City Council)</li> </ul>
• Campbell		X	<ul style="list-style-type: none"> <li>• Consider the Final EIR (City Council)</li> <li>• Adoption of an Ordinance amending the Ordinance Code (City Council)</li> </ul>
• Mountain View		X	<ul style="list-style-type: none"> <li>• Consider the Final EIR (City Council)</li> <li>• Adoption of an Ordinance amending the Ordinance Code (City Council)</li> </ul>

**IV. MITIGATION MEASURES**

YES

NO

Mitigation measures have been proposed in project application.

\_\_\_\_\_

\_\_\_\_\_ X \_\_\_\_\_

Other mitigation measures are needed.

\_\_\_\_\_

\_\_\_\_\_ X \_\_\_\_\_

The following measures are included in the project plans or proposals pursuant to Section 15070(b)(1) of the State CEQA Guidelines:

None applicable.

**V. MANDATORY FINDINGS OF SIGNIFICANCE**

	Yes	No
1. Does the project have the potential to degrade the quality of the environment, substantially reduce the habitat of a fish or wildlife species, cause a fish or wildlife population to drop below self-sustaining levels, threaten to eliminate a plant or animal, or eliminate important examples of the major periods of California history or prehistory?	X	
2. Does the project have the potential to achieve short-term environmental goals to the disadvantage of long-term environmental goals?		X
3. Does the project have possible environmental effects which are individually limited, but cumulatively considerable?	X	
4. Would the project cause substantial adverse effects on human beings, either directly or indirectly?		X


On the basis of this initial evaluation:

\_\_\_\_\_ I find the proposed project COULD NOT have a significant effect on the environment, and a NEGATIVE DECLARATION will be prepared by the Current Planning Section.

\_\_\_\_\_ I find that although the proposed project could have a significant effect on the environment, there WILL NOT be a significant effect in this case because of the mitigation measures in the discussion have been included as part of the proposed project. A NEGATIVE DECLARATION will be prepared.

  X   \_\_\_\_\_ I find that the proposed project MAY have a significant effect on the environment, and an ENVIRONMENTAL IMPACT REPORT is required.

June 18, 2012  
Date

  
(Sign)  
Planner III  
(Title)



## VI. SOURCE LIST

- A. Field Inspection
- B. County General Plan 1986
  - a. General Plan Chapters 1-16
    - 1. Water Supply Chapter 10
    - 2. Wastewater Chapter 11
  - b. Local Coastal Program (LCP) (Area Plan)
  - c. Skyline Area General Plan Amendment
  - d. Montara-Moss Beach-El Granada Community Plan
  - e. Emerald Lake Hills Community Plan
  - f. San Mateo County Comprehensive Bicycle and Pedestrian Plan, August 30, 2011
- C. County Ordinance Code
  - a. Chapter 4.88 Noise Control
  - b. 3.68.080 (h) General Protective Regulations
- D. Geotechnical Maps
  - 1. USGS Basic Data Contributions
    - a.#43 Landslide Susceptibility
    - b.#44 Active Faults
    - c.#45 High Water Table
  - 2. Geotechnical Hazards Synthesis Maps
- E. USGS Quadrangle Maps, San Mateo County 1970 Series (See F. and H.)
- F. San Mateo County Rare and Endangered Species Maps, or Sensitive Habitats Maps
- G. Flood Insurance Rate Map – National Flood Insurance Program
- H. County Archaeological Resource Inventory (Prepared by S. Dietz, A.C.R.S.) Procedures for Protection of Historic and Cultural Properties – 36 CFR 800 (See R.)
- I. Project Plans or EIF

1. Project Description

J. Airport Land Use Committee Plans, San Mateo County Airports Plan

K. Aerial Photography or Real Estate Atlas – REDI

1. Aerial Photographs, 1941, 1953, 1956, 1960, 1963, 1970
2. Aerial Photographs, 1981
3. Coast Aerial Photos/Slides, San Francisco County Line to Año Nuevo Point, 1971
4. Historic Photos, 1928-1937

L. Williamson Act Maps

M. Soil Survey, San Mateo Area, U.S. Department of Agriculture, May 1961

N. Air Pollution Isopleth Maps – Bay Area Air Pollution Control District

O. California Natural Areas Coordinating Council Maps (See F. and H.)

P. Forest Resources Study (1971)

Q. Experience with Other Projects of this Size and Nature

1. City of Sunnyvale Single-Use Carryout Bag Ordinance
2. City of Santa Monica Single-Use Carryout Bag Ordinance Final Environmental Impact Report (SCH #2010041004). Adopted January 2011.
3. The Ordinances to Ban Plastic Carryout Bags in Los Angeles County Final Environmental Impact Report (SCH #2009111104). Adopted by the County of Los Angeles Board of Supervisors on November 16, 2010.
4. City of San Jose Single-Use Carryout Bag Ordinance Final Environmental Impact Report, (SCH # 2009102095). Adopted October 2010.

R. Environmental Regulations and Standards:

Federal – Review Procedures for CDBG Programs  
– NEPA 24 CFR 1500-1508

24 CFR Part 58

	– Protection of Historic and Cultural Properties	36 CFR Part 800
	– National Register of Historic Places	
	– Floodplain Management	Executive Order 11988
	– Protection of Wetlands	Executive Order 11990
	– Endangered and Threatened Species	
	– Noise Abatement and Control	24 CFR Part 51B
	– Explosive and Flammable Operations	24 CFR 51C
	– Toxic Chemicals/Radioactive Materials	HUD 79-33
	– Airport Clear Zones and APZ	24 CFR 51D
State	– Ambient Air Quality Standards	Article 4, Section 1092
	– Noise Insulation Standards	
	– California Uniform Building Code	
	– California Health and Safety Code	Section 25531-25543.3

S. Consultation with Departments and Agencies:

- a. County Health Department
- b. City Fire Department
- c. California Department of Forestry
- d. Department of Public Works
- e. Disaster Preparedness Office
- f. Other

T. County of San Mateo Zoning Regulations, July 1999

U. California Department of Finance, City/County Census Population and Housing Counts, 2010-2011, with 2010 Benchmark



Hi, Douglas

Sign Out

at&t

Search

Web Search

Check Mail New

What's New Inbox 16 emails

Plastic bag ban

Search Mail... Go

Send Attach Save Draft Spelling Cancel Draft autosaved at 2:08 PM

Show BCC

Netfix 1 Month Free!

To: oleung@smcgov.org

Show BCC

Cc:

Subject: Plastic bag ban

Rich Text

Inbox (6)  
Drafts (42)  
Sent

Empty

Empty

Spam (8)  
Trash (3)

Contacts

Add

Folders

Add

Saved

I do not support the plastic bag ban for many reasons both hardship, inconvenience and financial. I do not believe they are as much a litter problem as claimed. I and many others reuse the bags in many ways. we will be forced to buy bags off the shelf-are they biodegradable? Using only your own bags is inconvenient and a hardship-taking paper adds to cost of groceries. MANY REUSABLE BAGS ARE NOT WASHABLE AND IT HAS BEEN PROVEN THEY HARBOR UNHEALTHY ERMS AND BACTERIA.

- Large families can use 6-10 bags at a time -to launder and bring in enough bags each time is unreasonable -taking paper adds to the bill!

-Homeless people cannot clean and carry bags or afford paper

-can create longer lines at checkout while checkers deal with individual bags

-added bookwork for storeowners-where does the profit go?

-DON'T ban plastic bags! Keep the paper bags provided free as they are now. Don't saddle the people with another expensive inconvenience as we were saddled with an expensive new garbage contract. Think of the people who elected you! I would think you have more important issues to deal with than plastic bags!

Lecta McLean 162 Nimitz Ave Redwood City

Applications

- Attach Large Files
- Automatic Organizer
- Calendar
- Flickr
- Notepad

Attach files more easily

TODAY: 5/1

RECEIVED  
 2012 MAY - 11 P 3:53  
 SAN MATEO COUNTY  
 PLANNING AND BUILDING  
 DEPARTMENT

## Comment Sheet

Please let us know your concerns so we can address them in the Environmental Impact Report

Name: DONALD J. BAHL

Affiliation: RESIDENT  
(resident, businessperson, agency representative,  
community group member)

Address: 2140 GARDEN TER  
MTN VIEW CA

Phone: 650-465-8429

Email: DONALD@BAHL.COM

Comments:

Linda J. LeZotte, chairwoman of Santa Clara County Water District, as a guest columnist for the San Jose Mercury News issue Feb 3, 2012 wrote “Trash and pollution in our watersheds is a serious problem with no ready solution. Homeless encampments in creek beds are a primary contributor”  
See Attached Article

This an area the EIR should address as the Homeless Encampments are a primary contributor to trash and pollution in our watersheds.

---

Please submit to:  
Camille M. Leung, Planner  
Planning and Building Department  
455 County Center, Second Floor  
Redwood City, CA 94063

Or email:  
cleung@smcgov.org



## Comment Sheet

Please let us know your concerns so we can address them in the Environmental Impact Report

Name: DONALD J. BAHL

Affiliation: RESIDENT  
(resident, businessperson, agency representative, community group member)

Address: 2140 GARDEN TERRACE  
MTN VIEW 94040

Phone: 650-465-8429

Email: DONALD@BAHL.COM

Comments:

This is an issue I raised at Workshop #3 - April 25, 2012

On the City of Mountain View's web site, Garbage & Recycling Programs, Single Use Bag Ordinance, reason #3 states:

"Paper bags are not better for the environment than plastic bags. They both have environmental impacts, including depleting natural resources and causing pollution. The production of paper bags generates 70% more air and 50 times more water pollution than plastic bags."

In addition, due to paper's weight and distance to paper mills where it is manufactured, additional Greenhouse Gas Emissions are the result as plastic is much less in weight than paper.

This affects Air Quality, Water Quality, and Greenhouse Gas Emissions and should be addressed

---

Please submit to:  
Camille M. Leung, Planner  
Planning and Building Department  
455 County Center, Second Floor  
Redwood City, CA 94063

Or email:  
cleung@smcgov.org



## Comment Sheet

Please let us know your concerns so we can address them in the Environmental Impact Report

Name: Christina Lee

Affiliation: \_\_\_\_\_  
(resident, businessperson, agency representative,  
community group member)

Address: 911 Whitehall Lane  
Redwood City CA 94061

Phone: 415-418-8020

Email: christinajade.lee@gmail.com

Comments:

I attended the May 3<sup>rd</sup> EIR meeting.  
I found the list thorough and complete.  
I support the plastic bag ban.

---

Please submit to:  
Camille M. Leung, Planner  
Planning and Building Department  
455 County Center, Second Floor  
Redwood City, CA 94063

Or email:  
cleung@smcgov.org



APARTMENT 914  
665 MONTE ROSA DRIVE  
MENLO PARK, CALIFORNIA 94025

April 26, 2012.

Planner M. Leung,  
Planning and Building Department  
455 County Center, Second Floor  
Redwood City, CA. 94063

RECEIVED  
MAY - 2 P 4:30  
SAN MATEO COUNTY  
PLANNING AND BUILDING  
DEPARTMENT

Planner Leung,

My April 25<sup>th</sup> copy of the Menlo  
Park Almanac contained a long article  
about banning plastic bags at check-  
out counters.

I shop, each week, at the Safeway store in our small shopping center at 325 Sharon Park Drive. I buy the supplies I need, at 94 years of age, to be able to live alone and take care of myself.

I have a good driver who gets me to the store, and home again, after my shopping spree. Those

OVER



wonderful plastic bags, at Safeway, are a large part of what makes it possible!

And I use every single one of them and any that my neighbors can spare as well!

When I must put something down the garbage chute, in our condominium complex, I tie it carefully and tightly in one of those plastic bags. Nothing spills. It goes out in our next garbage collection.

The article in the Almanac refers to the paper bags that may be purchased over the counter in the future, for 10¢, then later for 25¢. To provide that paper, how many trees will disappear from our land??

If you have any questions regarding this letter to you, please don't hesitate to call me at 650/854-5425.

Sincerely,  
Beatrice McCargar Groner

**CYNTHIA LEON**  
REGIONAL MANAGER  
GOVERNMENT RELATIONS

1121 L Street Suite 404  
Sacramento, CA 95814

Tel: 916-346-4185  
cynthia.leon@ipaper.com

April 30, 2012

Honorable Dean Peterson  
Director, County of San Mateo  
2000 Alameda de las Pulgas, Suite 100  
San Mateo, CA 94403

**SAN MATEO COUNTY  
ENVIRONMENTAL HEALTH**

**MAY 03 2012**

**RECEIVED**

Dear Director Peterson:

International Paper (IP) appreciates this opportunity to submit comments about how an ordinance that bans plastic bags and imposes an excessive fee on paper bags would affect the public and businesses. First of all we applaud San Mateo County's efforts to move toward a higher environmental standard. However, we urge you to base your decision on the most thorough and accurate information. As you review the Environmental Impact Report we urge you to take into consideration what impact a fee on paper bags would have on jobs, the environment and consumers.

For your background, IP employs nearly 3,600 employees in 35 facilities throughout the state. At our Buena Park Kraft Paper Bag Plant we produce the majority of paper carryout bags you find at the grocery markets. IP is the only manufacturing facility in California that supplies the grocery industry with handle sacks and carry sacks. The paper bags produced at IP's Buena Park plant contain a minimum of 40% recycled content. Contrary to recent arguments, paper bags are reusable, highly recycled, and are fixtures in community recycling programs throughout California. Our workers are proud of the product they make and an excessive fee on paper bags will drive down demand and have an adverse impact on jobs.

The debate regarding plastic vs. paper has been playing out in several cities throughout the State and several inaccurate statements have been made which should not be used as the basis for moving toward a fee or a ban on paper bags. First there have been claims that the production of paper bags contributes to more greenhouse gases and takes more energy than producing a plastic bag. The reality is that the pulp and paper industry meets nearly two-thirds of its energy needs through renewable, carbon neutral biomass energy. With regard to water usage, nearly ninety-percent of the non-consumptive water used to make products, including paper, is returned to the environment in a cleaner condition than when it entered the mill. And unlike plastic bags, according to a report released in 2010 by the U.S. Environmental Protection Agency, consumers nationally recycle paper at a rate of 50 percent. Attached is a document that further outlines facts regarding paper production vs. plastic.

We further believe that if the County's final goal is to divert to plastic or cloth reusable bags, some unanswered questions remain such as 1) has a thorough evaluation been done of the environmental impact of manufacturing these reusable bags outside the State of California, and 2) what are the transportation and disposal implications of these bags once their life cycle is reached? We strongly believe that these questions and much more need to be answered before the County moves forward with any proposal to place a fee on paper bag.

Although there is currently no statewide definition of a "reusable bag," most local jurisdictions that have defined a reusable bag include specifications that our paper bags already meet such as:

1. Has a minimum lifetime of 125 uses, carrying a minimum of 22 pounds over a distance of 175 feet.
2. Has a minimum volume of 15 liters.
3. Has a handle for carrying.
4. Does not contain lead, cadmium, or any other heavy metal in toxic amounts.
5. Has printed on the bag; the name of the manufacturer, the country in which it was manufactured, a statement that the bag complies with state or local law and the percentage of postconsumer recycled material, if any.

For this and other reasons we strongly believe that instead of placing an excessive fee on paper bags we should continue to educate the consumer that paper bags are in fact reusable and should be used a minimum of 7-10 times, if the bag is not wet or torn, before it is recycled.

Considering there has been no substantive evidence provided to conclude that a fee on paper bags would be beneficial, we believe this proposal unfairly punishes a product with a successful track record and will hurt jobs. A fee that exceeds the cost paid by a Grocer, to recover its costs, is essentially a ban on the paper bags. A reduction in the demand for paper bags, which are an environmentally friendly alternative, will impact jobs in our Buena Park facility.

Our union workforce is proud to produce a product that is an integral part of the recycling success story here in California. We look forward to working in partnership with the County and believe we can be an invaluable resource to you and your staff as this debate progresses. If you have any questions or need additional information, please do not hesitate to call me at 916-346-4185. I look forward to discussing this with you soon.

Sincerely,



Cynthia Leon  
Government Relations Manager

Attachment

# Paper Bags: The Natural Choice

*The complimentary use of renewable trees and recycled fiber make paper bags one of the most sustainable products in the world. To learn more, read on.*

## Renewable

---

- Made from trees (paper) and corn (glue) which are both re-planted and re-grown.<sup>(1)</sup>
- Using paper products helps to keep land forested that might otherwise be developed or used for other non-sustainable purposes.<sup>(2)</sup>
- Forestland is steadily increasing in the United States. There are more trees now than there were 100 years ago.<sup>(3)</sup>
- A typical acre of young, healthy trees will capture 5,880 pounds of carbon dioxide (a primary greenhouse gas) each year.<sup>(4)</sup>
- Trees provide the raw material and more than 65% of the energy needed to create paper.<sup>(5)</sup>
- Using certified paper bags is your assurance that you are contributing to sustainability, protecting wildlife habitat, and protecting endangered forests. Look for certification from a third party source, such as SFI or FSC.<sup>(6)</sup>

## Compostable

---

- If a paper bag does end up as litter on land, in a stream, or in the ocean, that bag will decompose and pose no threat to wildlife and the environment.<sup>(7)</sup>
- Paper bags are ideal as a container to hold compostable waste.<sup>(8)</sup>
- Composting household waste is the vision for the future – with the potential to eliminate two-thirds of residential waste going to landfills.<sup>(9)</sup>

## Recyclable

---

- Recycling is an important part of fostering a sustainable planet.<sup>(10)</sup>
- Over half of all paper in the United States is recovered for recycling.<sup>(11)</sup>
- The balance of renewable fiber from trees and recovered fiber is a global equation. Some continents must rely more upon recycled fiber and some must provide the renewable virgin fiber to keep the cycle going.<sup>(12)</sup>
- Using only 100% recycled paper is not a sustainable practice. If people only used 100% recycled paper, the world would run out of fiber in under two months.<sup>(13)</sup>

## Reusable

---

- Paper bags are reusable for future visits to your grocery store.
- Paper bags have many other uses outside of the grocery store including:
  - Recycling and composting containers – that way the container is recyclable and compostable
  - School book covers, gift wrap, and other craft projects
  - Picnics/Sporting events
- When a paper bag becomes soiled or worn out, it is ready for recycling or composting, continuing the cycle of sustainability.

- 1) Every day the paper and forest products industry plants more than three times the number of trees than are harvested – paper is truly renewable and sustainable.  
[www.afandpa.org/AmericanWoodCouncil.aspx](http://www.afandpa.org/AmericanWoodCouncil.aspx)  
 Plastic bags rely upon the use of an unsustainable, finite resource.
- 2) Have you ever heard someone suggest that by using less paper you can “save a tree”? The fact is that if the demand for paper declines, tree farming also declines. Decreasing paper use may well cause a forest to be cleared for other purposes.  
 Privately-owned forests supply 91% of the wood harvested in the US. [www.afandpa.org/forestry.aspx?id=543](http://www.afandpa.org/forestry.aspx?id=543)
- 3) The State of America’s Forests. Society of American Foresters, 2006.
- 4) [www.treelink.org/docs/29\\_reasons.phtml](http://www.treelink.org/docs/29_reasons.phtml)
- 5) On average, paper and wood products mills generate 65% of their energy needs from renewable biomass (this is wood and wood by-products that are part of the manufacturing process). Unlike coal, oil, or natural gas, trees and the wood that they supply grow back.  
[www.afandpa.org/RenewableEnergy.aspx](http://www.afandpa.org/RenewableEnergy.aspx), see Fact Sheet: Renewable Energy  
 Renewing your resources is just as important as reusing your products. Paper lets you do both.  
 Down To Earth, International Paper
- 6) Sustainable Forestry Initiative, [www.sfiprogram.org](http://www.sfiprogram.org)  
 Forest Stewardship Council, [www.fsc.org](http://www.fsc.org)
- 7) Paper bags are carbon-rich, making them ideal for composting.  
[www.eartheasy.com/grow\\_compost.html](http://www.eartheasy.com/grow_compost.html)  
 Plastic bags resist biodegradation. Plastic bags end up in waterways and oceans and harm marine life such as sea turtles and whales.  
[www.oceanconservancy.org/site/PageServer?pagenamè=issues\\_debris](http://www.oceanconservancy.org/site/PageServer?pagenamè=issues_debris)  
[www.ctngreen.com/ecologic/2009/06/plastic-pollution-in-our-oceans/](http://www.ctngreen.com/ecologic/2009/06/plastic-pollution-in-our-oceans/)  
 Over 100,000 marine animals die each year from plastic entanglement.  
[www.earthresource.org/campaigns/capp/capp-sea-turtles.html](http://www.earthresource.org/campaigns/capp/capp-sea-turtles.html)  
 Trash patches have been accumulating in the world’s oceans. Ocean trash collected was made up of about 80% plastic. There is a massive debris field in the ocean that is the size of Texas.  
[www.cnn.com/2009/TECH/science/06/08/ocean.trash.report/index.html](http://www.cnn.com/2009/TECH/science/06/08/ocean.trash.report/index.html)
- 8) See Seattle government website tips on composting items such as food and yard waste:  
[www.seattle.gov/util/Services/Yard/Yard\\_Waste\\_Collection/Tips/](http://www.seattle.gov/util/Services/Yard/Yard_Waste_Collection/Tips/)
- 9) Study showed that biodegradable waste makes up 64.9% of residential disposed waste in California.  
[www.ciwmb.ca.gov/Publications/LocalAsst/Extracts/34004005/ExecSummary.pdf](http://www.ciwmb.ca.gov/Publications/LocalAsst/Extracts/34004005/ExecSummary.pdf)  
 Paper grocery bags are already being used in the Western US to hold compostable household waste as it is picked up for composting.  
[www.seattle.gov/util/Services/Yard/Yard\\_Waste\\_Collection/Tips/](http://www.seattle.gov/util/Services/Yard/Yard_Waste_Collection/Tips/)
- 10) By conserving the world’s natural resources, we can all take part in creating a sustainable planet.  
[www.epa.gov/recyclecity/](http://www.epa.gov/recyclecity/)  
[www.obviously.com/recycle/](http://www.obviously.com/recycle/)
- 11) 57.4% of all paper and packaging consumed in the US in 2008 was recovered.  
[www.paperrecycles.org/](http://www.paperrecycles.org/)
- 12) Of the 50 million tons of paper recovered in the US, over 20 million tons are exported. The bulk of that goes to China and other Asian countries that do not have the forest resources that exist in North America.  
 RISI World Recovered Paper Monitor, July 2009.
- 13) The Fiber Cycle Technical Document. Metafore, March 2006.

## Comment Sheet

Please let us know your concerns so we can address them in the Environmental Impact Report

Name: Jim Neal

Affiliation: Resident of Mountain View  
(resident, businessperson, agency representative, community group member)

Address: 1057 West Dana St  
MT. VIEW, CA 94041

Phone: 650 444-9963

Email: jrodric.neal@hotmail.com

Comments:

- My concerns are:
- ① that the cities are engineering a back door tax by forcing businesses to charge for paper bags.
  - ② that they are doing this without a vote of the people.
  - ③ that they are misleading people by calling them "single use" bags. (I have personally made a list of 101 uses.
  - ④ that the cities are engaging in what would be called price-fixing and collusion were businesses to do the exact same thing.
  - ⑤ that the cities believe they can set a price for any product or service provided by private businesses or citizens
  - ⑥ that this is a deliberate attempt by the cities to bypass prop 218 and Prop 26.
  - ⑦ that the EIR is just window dressing for a decision that is already made.
  - ⑧ that the EIR does not consider the current impact of plastic bags in the bay area. If it is negligible the project should be dropped.

Please submit to:

Camille M. Leung, Planner  
Planning and Building Department  
455 County Center, Second Floor  
Redwood City, CA 94063

Or email:

cleung@smcgov.org

County of San Mateo

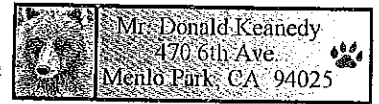
I am against a ban on plastic shopping bags. If other types of plastic bags are going to be allowed, then all should be allowed. I am definitely against charging for paper shopping bags.

SAN MATEO COUNTY  
CLERK AND BUILDING  
DEPARTMENT

2012 MAY -4 A 11: 52

RECEIVED

Donald Kennedy



# County seeks public comment on plastic-bag ban at checkout

By Dave Boyce  
Almanac Staff Writer

With the support of Menlo Park, Portola Valley, Woodside and most other city and town governments in San Mateo County, the county's Department of Environmental Health Services is asking the public to comment on the scope of a proposed county-wide ordinance that would ban the use by retailers of single-use plastic bags at checkout counters.

Paper bags would still be available at the counters, but customers would have to buy them — paying a minimum of 10 cents until Dec. 31, 2014, and 25 cents after that.

The point would be to encourage people to shop with their own reusable bags, Dean Peterson, the director of Environmental Health Services for San Mateo County, told the Portola Valley Town Council recently.

An environmental impact report (EIR) is in the works. A staff report online describes the proposed ordinance and includes ways to comment, either by writing or by attending one of six public meetings, including one at 6 p.m. on Thursday, May 3, in the Redwood City Public Library at 1044 Middlefield Road.

Submit written comments before May 6 to Planner Camille M. Leung in the Planning and Building Department at 455 County Center, Second Floor, in Redwood City, CA 94063. By email, contact Ms. Leung at cleung@smcgov.org.

Public comments will "help cities and local jurisdictions decide whether to ban paper and plastic bags," the report says.

Redwood City joins Portola Valley, Woodside and Menlo Park among the 18 city and town governments in San Mateo County listed as supporting this proposal. Atherton is not on the list, but Men Atherton has no retail outlets. The list also includes six cities and towns in Santa Clara County.

A group effort is important in that ordinances in individual communities have been vulnerable to court challenges by deep-pocketed bag manufacturers. With an EIR, paid for by the county, his ordinance would be harder to challenge, Mr. Peterson told the Woodside Town Council in March.

Restaurants and other food service outlets would be exempt, and the ban would not affect the plastic bags used for raw or bulk foods, medicines and bags meant to prevent cross-contamination inside a shopping bag. Retailers would have to keep detailed records on bag-related costs and



Photo by Michelle Le/The Almanac

Rumors of a ban on plastic bags at retail checkout counters are true. The county's Department of Environmental Health Services is rallying support for a county-wide environmental ordinance that would also levy a 10-cent fee for a paper bag, thereby encouraging customers to bring their own reusable bags.

revenues related to complying with this ordinance.

### Meeting schedule

Here is the schedule of public meetings:

- Half Moon Bay: Wednesday, April 18, at 6 p.m. in the Ted Adcock Community/Senior Cen-

ter Sun Room at 535 Kelly Avenue.

- San Mateo: Thursday, April 19, at 5:30 p.m. in the Oak Room at San Mateo Public Library at 55 West Third Ave.

- Mountain View: Wednesday,

See PLASTIC BAGS, page 16

**HARKER SUMMER**

**K-12 LEARNING AND FUN**

MORNING ACADEMICS • AFTERNOON ACTIVITIES  
MATH • LANGUAGE ARTS • SCIENCE • ART • AND MORE!

Grades **K-5**

**SUMMER Camp+**

Grades **6-12**

**SUMMER Institute**

**OTHER PROGRAMS**

- Sport Camps
- English Language Institute for International Students
- Stay School

**summer.harker.org**

Held on our beautiful Lower and Upper School Campuses  
campinfo@harker.org | 408-353-0537

**CELEBRATING OVER 50 YEARS OF GROWTH & CHANGE**

**MID-PENINSULA HIGH SCHOOL**

**SUMMER SCHOOL**

June 25 - July 1

- Extensive summer school
- Small Classes (7-15)
- On-going enrollment throughout the summer
- An environment that supports learning styles and creativity
- A strong, accepting community

**MID-PENINSULA HIGH SCHOOL**

**Give Your Child a Summer to Remember**

**Camps for preschoolers, teens at the Oshman Family JCC**

- Specialty camps including Art, Rock Band & more
- Exciting travel camps to Lake Tahoe, Disneyland
- A variety of activities at our Oshman Family JCC
- Leadership programs for teens
- Creative extended care options: After Camp Clubs

**www.paloaltojcc.org**

Oshman Family JCC  
3921 Fabian Way | Palo Alto, CA 94303  
youth@paloaltojcc.org | (650) 223-8800



## Comment Sheet

Please let us know your concerns so we can address them in the Environmental Impact Report

Name: Miss P. Peters

Affiliation: Self  
(resident, businessperson, agency representative,  
community group member)

Address: N/A

Phone: N/A

Email: N/A

Comments:

Waterproof plastic bags are necessary in the rainy season for me and other people who do not own rain gear. Even if we owned such, we have no place to put it when it's not raining. We have to carry our necessities with us day and night, so when it's raining, with or without wind, our stuff needs to be kept dry. That's why PLASTIC is necessary — also it's re-usable, not heavy, strong when doubled. And no paper bag can do the same.

---

Please submit to:  
Camille M. Leung, Planner  
Planning and Building Department  
455 County Center, Second Floor  
Redwood City, CA 94063

Or email:  
cleung@smcgov.org



# SUE DOUTHIT O'DONNELL

63 Linda Vista Avenue  
Atherton, CA 94027

Phone: 650-322-4016  
Fax: 650-322-8329  
[sodonnell@msn.com](mailto:sodonnell@msn.com)

April 30, 2012

Ms. Camille M. Leung  
Planning and Building Department  
455 County Center, Second Floor  
Redwood City, CA 94063

Re: Proposed Single-Use Plastic Bag Ban at Retail Checkout Counters and 10-cent Paper Bag Fee

Dear Ms. Leung:

The stated purpose of the proposed plastic bag ban and 10-cent fee at checkout counters is to encourage shoppers to bring and use their own bags. Evidently the county government believes that plastic bags are undesirable and paper bags only slightly less so. As is frequently the case when the government attempts to make a behavior illegal or discourage it via a tax or mandated price, there will be unforeseen and unintended consequences.

Here are some of the unintended consequences I can imagine:

- An increase in the purchase and use of plastic trash bags such as Glad Bags, (we have to get our debris to the garbage and recycling bins somehow)
- More money spent to support the plastic industry (see above)
- A decrease in recycling as it becomes more costly and inconvenient to do so
- Costs to retail establishments to maintain the "detailed records on bag-related costs and revenues" to comply with the ordinance, which would be passed on to consumers via higher prices
- Increased cost of government to monitor and evaluate the program, which would be passed on to taxpayers

Let's keep the government out of the retail business. If reducing the use of plastic and paper packaging associated with retail establishments is a legitimate government goal (which I question!), I suggest it be done by encouraging consumers to reduce the purchase of boxed food, such as cereals, cookies, frozen food and other goods generally found in the center of grocery stores.

Very truly yours,



Sue O'Donnell

cc: The Almanac via Email

SAN MATEO COUNTY  
PLANNING AND BUILDING  
DEPARTMENT

2012 MAY -4 P 3:45

RECEIVED

## Matthew Maddox

---

**From:** Hotchkiss, Lanah <lhotchki@visa.com>  
**Sent:** Saturday, May 19, 2012 5:14 PM  
**To:** cleung@smcgov.org  
**Subject:** EIR comments

Hi,

It might be too late to submit EIR comments, but I thought I'd do it anyway...

I attended the May 3<sup>rd</sup> talk about the EIR at the Redwood City library, and found it very informative. I wanted to reiterate what someone said that night. If any research/data is available from other communities (think Santa Monica was mentioned for this one) regarding changing habits/behavior over time, that it might be helpful in the EIR. I'm thinking that after many people get used to bringing their own reusable bags to the store (rather than purchasing paper ones), that there would be a lessening of the environmental impacts of them buying paper ones (and associated distribution effects). I am a Redwood City resident, and if you want further info from me – just let me know via email.

Thanks, Lanah  
[lhotchki@visa.com](mailto:lhotchki@visa.com)

**Matthew Maddox**

---

**From:** donaldbahl@gmail.com on behalf of Donald Bahl <donald@bahl.com>  
**Sent:** Friday, May 04, 2012 4:55 PM  
**To:** Camille M. Leung  
**Subject:** EIR Scoping Cross-Contamination  
**Attachments:** EIR scoping cross-contamination 5-4-12.pdf

Attached is my comment sheet documenting an issue I raised at Workshop #3 - April 25, 2012  
The proposed ban of single use bags presents a potential health danger by cross-contamination of harmful organisms that may, through repeated usage, be present in reusable bags. These harmful organisms may infect the users of the bags, sales clerks who place purchases in these bags, infants and children playing with the bags and pets coming in contact with the bags. A study should be conducted by The County of San Mateo Health System to determine the type and level of harmful organisms, if any, present in the reusable bags currently in use. This should be addressed in the EIR for Single Use Bag Ban Ordinance.

**Donald J. Bahl**  
[donald@bahl.com](mailto:donald@bahl.com)  
**Bahl Homes**  
[650-465-8429](tel:650-465-8429) Direct  
B-1 251217  
DRE 00233452  
MLO 236845

## Matthew Maddox

---

**From:** Camille Leung <cleung@smcgov.org>  
**Sent:** Tuesday, April 24, 2012 3:37 PM  
**To:** Megan Jones; Matthew Maddox; Dean Peterson  
**Subject:** Fwd: Agree with ban on plastic bags

Camille M. Leung  
Planning and Building Department  
455 County Center, Second Floor  
Redwood City, CA 94063  
Phone: (650) 363-1826  
Fax: (650) 363-4849

Please help us to serve you better and take a moment to complete our survey, just click on the link below:  
<http://www.co.sanmateo.ca.us/planning/survey>

-----  
Confidentiality Notice: This e-mail message, including any attachments, is for the sole use of intended recipient(s) and may contain confidential and protected information. Any unauthorized review, use, disclosure or distribution is prohibited. If you are not the intended recipient, please contact the sender by reply e-mail and destroy all copies of the original message.

Save Paper.

Think before you print.>>> "Ramona Ambrozic" <[ambrozic1@yahoo.com](mailto:ambrozic1@yahoo.com)> 4/24/2012 1:53 PM >>> I am a taxpayer and resident of Redwood City. I agree with the proposal to ban plastic bags in our grocery stores now and eventually in all establishments that provide them to their customers. Thank you.

Ramona M. Ambrozic

707-478-7778 (cell)  
650-832-1132 (home)

## Matthew Maddox

---

**From:** Camille Leung <cleung@smcgov.org>  
**Sent:** Wednesday, April 25, 2012 11:47 AM  
**To:** Megan Jones; Matthew Maddox; Dean Peterson  
**Subject:** Fwd: ban on paper and plastic bags

Camille M. Leung  
Planning and Building Department  
455 County Center, Second Floor  
Redwood City, CA 94063  
Phone: (650) 363-1826  
Fax: (650) 363-4849

Please help us to serve you better and take a moment to complete our survey, just click on the link below:  
<http://www.co.sanmateo.ca.us/planning/survey>

-----  
Confidentiality Notice: This e-mail message, including any attachments, is for the sole use of intended recipient(s) and may contain confidential and protected information. Any unauthorized review, use, disclosure or distribution is prohibited. If you are not the intended recipient, please contact the sender by reply e-mail and destroy all copies of the original message.

Save Paper.

Think before you print.>>> "Dorothy Kennedy" <[dottynhugh@aol.com](mailto:dottynhugh@aol.com)> 4/24/2012 7:32 PM >>> Usually I'm strongly for any environmentally sound idea, but I have personal reservations about banning the "one use only" plastic bag at the grocery store. They are not "one use" for me. I always use these plastic bags to line my garbage container at home and then to dispose of this garbage when it's filled. If I can't get the bags free with shopping, I will have to buy them. Either way, plastic is still a good way to wrap our garbage when it can't go through a garbage disposal system. Of course I object strenuously to anyone just throwing a plastic bag away after one use. As for paper bags, I have a goodly supply which I will use over and over and over again.

All this reminds me so much of my move to England in 1963. I bought lots of food to start housekeeping. I unloaded it all on the checkout counter. The attendant tallied the costs, waited to be paid and there stood all the things I'd bought and absolutely no way to bag them. They were still in wartime mode and hadn't got round to supplying containers. It was a learning experience. I also learned that one took the empty vinegar bottle back to the store to be refilled with "loose vinegar".

Dorothy Kennedy, Portola Valley

## Matthew Maddox

---

**From:** Camille Leung <cleung@smcgov.org>  
**Sent:** Tuesday, April 24, 2012 3:45 PM  
**To:** Megan Jones; Matthew Maddox; Dean Peterson  
**Subject:** Fwd: Ban on plastic bags being considered

Camille M. Leung  
Planning and Building Department  
455 County Center, Second Floor  
Redwood City, CA 94063  
Phone: (650) 363-1826  
Fax: (650) 363-4849

Please help us to serve you better and take a moment to complete our survey, just click on the link below:  
<http://www.co.sanmateo.ca.us/planning/survey>

-----  
Confidentiality Notice: This e-mail message, including any attachments, is for the sole use of intended recipient(s) and may contain confidential and protected information. Any unauthorized review, use, disclosure or distribution is prohibited. If you are not the intended recipient, please contact the sender by reply e-mail and destroy all copies of the original message.

Save Paper.

Think before you print.>>> <[lgroshong@comcast.net](mailto:lgroshong@comcast.net)> 4/23/2012 4:40 PM >>> Dear Ms. Leung,

I saw an article in "The Almanac" mentioning that you were collecting input for the discussion on potentially banning plastic bags in Redwood City. I have been a resident of Redwood City since 1998, and I support a ban on plastic bags.

Thanks,

Lee Ann

Lee Ann Groshong

[lgroshong@comcast.net](mailto:lgroshong@comcast.net)

Home (650)556.1872

Mobile (415)699.2962

33 Woodhill Drive

Redwood City, CA 94061



## Matthew Maddox

---

**From:** Camille Leung <cleung@smcgov.org>  
**Sent:** Wednesday, April 18, 2012 2:56 PM  
**To:** Megan Jones; Matthew Maddox  
**Subject:** Fwd: Ban on Plastic Bags

1st comment :)

Camille M. Leung  
Planning and Building Department  
455 County Center, Second Floor  
Redwood City, CA 94063  
Phone: (650) 363-1826  
Fax: (650) 363-4849

Please help us to serve you better and take a moment to complete our survey, just click on the link below:  
<http://www.co.sanmateo.ca.us/planning/survey>

-----  
Confidentiality Notice: This e-mail message, including any attachments, is for the sole use of intended recipient(s) and may contain confidential and protected information. Any unauthorized review, use, disclosure or distribution is prohibited. If you are not the intended recipient, please contact the sender by reply e-mail and destroy all copies of the original message.

Save Paper.

Think before you print.>>> "Denise Sink" <[dusink12@gmail.com](mailto:dusink12@gmail.com)> 4/17/2012 8:53 PM >>> I wholeheartedly support the proposed ban on plastic bags. I feel the ban is a long time coming. It is a matter of people changing their habits and arriving prepared w/ cloth bags. By providing cloth bags (at a cost) as an alternative, shoppers will get on board.

I hope to see an improvement in decreased plastic bag litter on our road ways.

Thank you,  
Denise Sink  
Redwood City CA

--

## Matthew Maddox

---

**From:** Camille Leung <cleung@smcgov.org>  
**Sent:** Monday, April 30, 2012 11:17 AM  
**To:** Megan Jones; Matthew Maddox; Dean Peterson  
**Subject:** Fwd: Ban Plastic Bags - YES

Camille M. Leung  
Planning and Building Department  
455 County Center, Second Floor  
Redwood City, CA 94063  
Phone: (650) 363-1826  
Fax: (650) 363-4849

Please help us to serve you better and take a moment to complete our survey, just click on the link below:  
<http://www.co.sanmateo.ca.us/planning/survey>

-----  
Confidentiality Notice: This e-mail message, including any attachments, is for the sole use of intended recipient(s) and may contain confidential and protected information. Any unauthorized review, use, disclosure or distribution is prohibited. If you are not the intended recipient, please contact the sender by reply e-mail and destroy all copies of the original message.

Save Paper.

Think before you print.>>> "Penny Stroud" <[pstroud@cattaneostroud.com](mailto:pstroud@cattaneostroud.com)> 4/29/2012 9:06 PM >>> I and my family are in favor of banning plastic bags in San Mateo County. People need to take responsibility for minimizing waste and reducing our trash.

Thank you for considering this.

Penny Stroud

Rick Pam

--

Penny Stroud  
Cattaneo& Stroud, Inc.  
MD Ranger, Inc.  
1601 Old Bayshore #107  
Burlingame, CA 94010  
650.692.8884  
fax: 650.692.7463

## Matthew Maddox

---

**From:** Camille Leung <cleung@smcgov.org>  
**Sent:** Monday, April 30, 2012 11:17 AM  
**To:** Megan Jones; Matthew Maddox; Dean Peterson  
**Subject:** Fwd: Ban Plastic Bags - YES

Camille M. Leung  
Planning and Building Department  
455 County Center, Second Floor  
Redwood City, CA 94063  
Phone: (650) 363-1826  
Fax: (650) 363-4849

Please help us to serve you better and take a moment to complete our survey, just click on the link below:  
<http://www.co.sanmateo.ca.us/planning/survey>

-----  
Confidentiality Notice: This e-mail message, including any attachments, is for the sole use of intended recipient(s) and may contain confidential and protected information. Any unauthorized review, use, disclosure or distribution is prohibited. If you are not the intended recipient, please contact the sender by reply e-mail and destroy all copies of the original message.

Save Paper.

Think before you print.>>> "Penny Stroud" <[pstroud@cattaneostroud.com](mailto:pstroud@cattaneostroud.com)> 4/29/2012 9:06 PM >>> I and my family are in favor of banning plastic bags in San Mateo County. People need to take responsibility for minimizing waste and reducing our trash.

Thank you for considering this.

Penny Stroud

Rick Pam

--

Penny Stroud  
Cattaneo& Stroud, Inc.  
MD Ranger, Inc.  
1601 Old Bayshore #107  
Burlingame, CA 94010  
650.692.8884  
fax: 650.692.7463

## Matthew Maddox

---

**From:** Camille Leung <cleung@smcgov.org>  
**Sent:** Thursday, April 26, 2012 11:30 AM  
**To:** Megan Jones; Matthew Maddox; Dean Peterson  
**Subject:** Fwd: banning paper and plastic bags

Camille M. Leung  
Planning and Building Department  
455 County Center, Second Floor  
Redwood City, CA 94063  
Phone: (650) 363-1826  
Fax: (650) 363-4849

Please help us to serve you better and take a moment to complete our survey, just click on the link below:  
<http://www.co.sanmateo.ca.us/planning/survey>

-----  
Confidentiality Notice: This e-mail message, including any attachments, is for the sole use of intended recipient(s) and may contain confidential and protected information. Any unauthorized review, use, disclosure or distribution is prohibited. If you are not the intended recipient, please contact the sender by reply e-mail and destroy all copies of the original message.

Save Paper.

Think before you print.>>> "nancy barnby" <[nbarnby@comcast.net](mailto:nbarnby@comcast.net)> 4/26/2012 9:52 AM >>> Comment for Planner  
Camille M. Leung:

I've used cloth bags on groceries and other goods ever since I spent 1982 in Switzerland where such bags were not free. I've read all the arguments for NOT banning bags, and I will address a few of those:

Re-used bags are full of bacteria.

I wash my bags occasionally. Bacteria is, in fact, everywhere and bacteria in grocery bags is seldom harmful. (I read the previous fact in a newspaper interview with a Berkeley professor about same.)

People might forget and leave bags in their cars.

The learning curve on this is short. I never forget my bags. I even carry my own bags into Bloomingdale's or Marshall's.

Bagging in cloth takes longer and is difficult for grocery checkers.

I help bag. I realize that not everyone will do this, but I think that stores could encourage this trend.

Eg., "For faster checkout, please help our cashiers bag your groceries." One grocery -- Foods Co. -- in Redwood City does not

bag for people at all, whether they use the free plastic or their own bags.

People use the bags for other things such as dog poop or as liners in garbage cans.

One can buy bags for garbage or dog poop. And our newspapers come in plastic, so we already have too many bags.

A newspaper article recently showed how people can fold newspapers to use for liners.

The cost for bags will be hard on the less fortunate people.

They, too, can obtain cloth bags and save buying paper or plastic. I bought my cloth bags cheaply at Saver's in Redwood City.

Many stores now sell reusable bags for reasonable prices.

That's all I can think of for now -- except the BEST reason: We already put too much stuff into landfill!

Nancy Barnby

Menlo Park

## Matthew Maddox

---

**From:** Camille Leung <cleung@smcgov.org>  
**Sent:** Wednesday, April 25, 2012 11:48 AM  
**To:** Megan Jones; Matthew Maddox; Dean Peterson  
**Subject:** Fwd: Banning plastic bags

Camille M. Leung  
Planning and Building Department  
455 County Center, Second Floor  
Redwood City, CA 94063  
Phone: (650) 363-1826  
Fax: (650) 363-4849

Please help us to serve you better and take a moment to complete our survey, just click on the link below:  
<http://www.co.sanmateo.ca.us/planning/survey>

-----  
Confidentiality Notice: This e-mail message, including any attachments, is for the sole use of intended recipient(s) and may contain confidential and protected information. Any unauthorized review, use, disclosure or distribution is prohibited. If you are not the intended recipient, please contact the sender by reply e-mail and destroy all copies of the original message.

Save Paper.

Think before you print.>>> "peter bradshaw" <[bradshaw1729@gmail.com](mailto:bradshaw1729@gmail.com)> 4/25/2012 8:52 AM >>> [cleung@smcgov.org](mailto:cleung@smcgov.org)  
1235 Laurel, Apt. 2, Menlo Park

April 25

Dear Ms Leung,

I may be looking in the wrong places, but nowhere have I seen any comments about the big difficulty in banning one-time (supermarket) plastic bags:-

What do we use to dispose of kitchen waste and other wet garbage?

Our garbage collectors' work is unpleasant enough already, and they would not be happy to deal with unwrapped kitchen waste up to a week old. Also, dumpsters and other refuse containers would soon get dirty with even-older garbage, to the point of being a health hazard.

Homeowners and apartment maintenance staff would not appreciate having to wash their trash cans weekly.

Paper bags are useless for wet garbage (and may be banned anyway).  
Newspapers, too, have little wet strength (and ought to be recycled).

Unless somebody has a bright idea, or the garbage-collection companies can somehow change their technique, I think we are in for trouble.

Best wishes!

Peter Bradshaw

## Matthew Maddox

---

**From:** Camille Leung <cleung@smcgov.org>  
**Sent:** Wednesday, April 25, 2012 1:18 PM  
**To:** Megan Jones; Matthew Maddox; Dean Peterson  
**Subject:** Fwd: Plastic and Styrofoam

Camille M. Leung  
Planning and Building Department  
455 County Center, Second Floor  
Redwood City, CA 94063  
Phone: (650) 363-1826  
Fax: (650) 363-4849

Please help us to serve you better and take a moment to complete our survey, just click on the link below:  
<http://www.co.sanmateo.ca.us/planning/survey>

-----  
Confidentiality Notice: This e-mail message, including any attachments, is for the sole use of intended recipient(s) and may contain confidential and protected information. Any unauthorized review, use, disclosure or distribution is prohibited. If you are not the intended recipient, please contact the sender by reply e-mail and destroy all copies of the original message.

Save Paper.

Think before you print.>>> "Vicki Kojola" <[vkojola@comcast.net](mailto:vkojola@comcast.net)> 4/25/2012 12:20 PM >>> Dear Ms. Leung;

My husband and I both support a San Mateo County wide ban on plastic bags, styrofoam containers, and we would like to add the plastic rings that hold six packs of soda and beer cans to the list. We have both participated in bay and slough clean-ups and found those three things are the most common discards that flow into our waterways.

We hope the County will ban these three things in our San Mateo County stores and restaurants.

Yours truly, Victoria and Paul Kojola  
140 Escanyo Way  
Portola Valley, CA 94028



## Matthew Maddox

---

**From:** Dean Peterson <dpeterson@smcgov.org>  
**Sent:** Wednesday, May 09, 2012 1:19 PM  
**To:** Camille Leung; Matthew Maddox; Megan Jones  
**Subject:** Fwd: plastic bag ban EIR scope comment

Last minute comments

Sent from my iPhone

Begin forwarded message:

**From:** "mark stechbart" <[mstechbart@msn.com](mailto:mstechbart@msn.com)>  
**Date:** May 9, 2012 12:54:21 PM PDT  
**To:** [dpeterson@smcgov.org](mailto:dpeterson@smcgov.org), "mark stechbart" <[mstechbart@msn.com](mailto:mstechbart@msn.com)>  
**Subject:** plastic bag ban EIR scope comment

this planned ban, while well intentioned, as a variety of unintended consequences. These consequences must be studied in the EIR.

1. reusable bags have health issues, as described below in a norovirus outbreak traced back to a dirty reusable bag.

Consumers apparently are not aware of the health issues associated with reusable bags. These bags are infrequently washed or otherwise maintained. The bags may be stored, like one use plastic bags, in areas that promote pathogen growth. Most shoppers place plastic and reusable grocery bags in car foot wells and trunks without any thought. Grocery bags are taken camping or hiking (or to school) and exposed to all sorts of environments. Banning one use bags will exacerbate these disease exposures.

A sole focus on reusable bags will also expose grocery workers to dirty bags.

2. In pacifica, plastic bags are routinely used to pick up dog waste in public areas; on beaches; on sidewalks. Loss of plastic bags will increase abandoned dog waste. I seriously doubt dog owners will buy other types of dog waste pick-up bags. The City of Pacifica, like all other towns, faces huge budget constraints and will not be able to provide dog waste bags in public areas. The few dog waste bag stations in Pacifica are regularly empty. The net result will be abandoned dog waste.

3. as a matter of public policy, educating the public to recycle has a more lasted effect than various bans. The history of recycling, while banning very selective materials, has always focused on ingraining a recycle ethic into public awareness. Since this alleged problem is of state-wide import, the State of Calif. should institute a program where one use plastic bags can be recycled where bottles and cans are recycled and/or picked up by garbage companies like used batteries--segregated and placed on top of garbage cans for pick-up.

4. this ban is ill-conceived and should be abandoned in favor of a more thorough recycle effort.

[http://vitals.msnbc.msn.com/\\_news/2012/05/09/11604166-reusable-grocery-bag-carried-nasty-norovirus-scientists-say?lite#about\\_blog](http://vitals.msnbc.msn.com/_news/2012/05/09/11604166-reusable-grocery-bag-carried-nasty-norovirus-scientists-say?lite#about_blog)

## **Reusable grocery bag carried nasty norovirus, scientists say**

[msnbc.com](http://msnbc.com) - may 9, 2012

A reusable grocery bag was traced to an outbreak of norovirus that sickened members of a girls' soccer team in Oregon. By JoNel Aleccia Oregon public health officials have traced a nasty outbreak of norovirus infections in a group of soccer players to ...

-----

from [Health on msnbc.com](http://Health.on.msnbc.com)

### **Reusable grocery bag carried nasty norovirus, scientists say**

A reusable grocery bag was traced to an outbreak of norovirus that sickened members of a girls' soccer team in Oregon.

By JoNel Aleccia

Oregon public health officials have traced a nasty outbreak of norovirus infections in a group of soccer players to an unlikely source: a reusable grocery bag contaminated with what some experts are calling "the perfect pathogens."

The incident is raising questions, once again, about the cleanliness of the portable shopping bags that many consumers use to avoid the paper vs. plastic impact on the environment.

"We wash our clothes when they're dirty; we should wash our bags, too," said Kimberly K. Repp, an epidemiologist with the Washington County Department of Health and Human Services in Hillsboro, Ore. Her work is published this week in the Journal of Infectious Diseases.

Repp was an intern with the Oregon Health and Science University in October 2010 when she and other experts were asked to help unravel the mystery of sick soccer players and their chaperones. They had traveled north from Beaverton and Tigard, Ore., to Washington state on a

Less than 48 hours later, nine people were ill with unpleasant symptoms including vomiting and diarrhea. The question was: How did they get it?

One of the soccer players -- all 13- and 14-year-old girls -- had fallen ill on Saturday night and moved into the room of one of the parent chaperones. The pair went home early Sunday, with no further contact with other players.

Even so, seven other people became ill within days, stumping scientists momentarily.

Noroviruses are a group of viruses responsible for some 21 million cases of gastrointestinal illness a year, including 70,000 hospitalizations and 800 deaths.

“It involved really thinking outside the bag, so to speak,” Repp said.

Eventually, interviews revealed that most of those who became ill ate packaged cookies at a Sunday lunch. Where did the cookies come from? Turns out, the culprit was a reusable grocery bag of snacks left in the empty hotel room occupied by the first girl who got sick.

Quickly, the puzzle fell into place. The girl had been very ill in the hotel bathroom, spreading an aerosol of norovirus that landed everywhere, including on the reusable grocery bag hanging in the room.

When scientists checked the bag, it tested positive for the bug, even two weeks later.

“It was a knock out of the park,” said Repp. “We demonstrated norovirus transmission without person-to-person contact. That’s why this is different.”

The trouble with noroviruses -- which cause an estimated 21 million cases of gastroenteritis a year, some 70,000 hospitalizations and 800 deaths -- is that they’re tough bugs that can live for prolonged periods on objects and surfaces, said Dr. William Schaffner, chairman of the department of preventive medicine at Vanderbilt University Medical Center in Nashville.

“Norovirus does have the vexing capacity to persist in the environment,” he said.

While the risk of contracting an illness from any particular reusable bag is low, Schaffner said, the Oregon study follows a 2010 paper by researchers at the University of Arizona and Loma Linda University that found large numbers of bacteria in reusable grocery bags, including 12 percent that were contaminated with *E. coli*.

When scientists stored the bags in the trunks of cars for two hours, the number of bacteria jumped 10-fold.

Some critics [dismissed that study](#), which was funded in part by the American Chemistry Council, which supports the makers of some disposable plastic bags.

But few have debated the study’s conclusion, which found that washing the reusable shopping bags regularly decreased contamination by 99.9 percent.

“You could just wipe it down with Lysol or Clorox,” said Repp.

Schaffner agrees. The most important tool to prevent norovirus, which spreads rapidly and infects quickly, is good hygiene, including careful hand-washing and thorough cleaning of the contaminated environment.

“You could wash the bag,” Schaffner said. “Or you could start over with a new bag.”



## Matthew Maddox

---

**From:** Camille Leung <cleung@smcgov.org>  
**Sent:** Wednesday, April 18, 2012 3:01 PM  
**To:** Megan Jones; Matthew Maddox  
**Subject:** Fwd: plastic bag ban

Camille M. Leung  
Planning and Building Department  
455 County Center, Second Floor  
Redwood City, CA 94063  
Phone: (650) 363-1826  
Fax: (650) 363-4849

Please help us to serve you better and take a moment to complete our survey, just click on the link below:  
<http://www.co.sanmateo.ca.us/planning/survey>

-----  
Confidentiality Notice: This e-mail message, including any attachments, is for the sole use of intended recipient(s) and may contain confidential and protected information. Any unauthorized review, use, disclosure or distribution is prohibited. If you are not the intended recipient, please contact the sender by reply e-mail and destroy all copies of the original message.

Save Paper.

Think before you print.>>> "Chris Ziegler" <[chris@zig-align.com](mailto:chris@zig-align.com)> 4/18/2012 2:32 PM >>> Dear Ms Leung,

I live in Menlo Park and am 100 percent in favor of bringing reusable bags when shopping - both in grocery stores as well as other stores like Target, Ross, Walgreens, etc.. The sooner the better for a plastic bag ban.

Thank you! Chris Ziegler

## Matthew Maddox

---

**From:** Camille Leung <cleung@smcgov.org>  
**Sent:** Monday, April 30, 2012 11:16 AM  
**To:** Megan Jones; Matthew Maddox; Dean Peterson  
**Subject:** Fwd: Plastic bag ban

Camille M. Leung  
Planning and Building Department  
455 County Center, Second Floor  
Redwood City, CA 94063  
Phone: (650) 363-1826  
Fax: (650) 363-4849

Please help us to serve you better and take a moment to complete our survey, just click on the link below:  
<http://www.co.sanmateo.ca.us/planning/survey>

-----  
Confidentiality Notice: This e-mail message, including any attachments, is for the sole use of intended recipient(s) and may contain confidential and protected information. Any unauthorized review, use, disclosure or distribution is prohibited. If you are not the intended recipient, please contact the sender by reply e-mail and destroy all copies of the original message.

Save Paper.

Think before you print.>>> "Carol Kornfeld" <[capekorn@sbcglobal.net](mailto:capekorn@sbcglobal.net)> 4/29/2012 9:55 AM >>> I support and urge the county to ban plastic and paper bags. This is long overdue. More than thirty years ago when I was traveling in Europe bags were never supplied in food stores and shoppers always had their "string" bags for purchases.

Carol Kornfeld  
Portola Valley

## Matthew Maddox

---

**From:** Camille Leung <cleung@smcgov.org>  
**Sent:** Tuesday, May 01, 2012 12:56 PM  
**To:** Megan Jones; Matthew Maddox; Dean Peterson  
**Subject:** Fwd: plastic bag ban

Camille M. Leung  
Planning and Building Department  
455 County Center, Second Floor  
Redwood City, CA 94063  
Phone: (650) 363-1826  
Fax: (650) 363-4849

Please help us to serve you better and take a moment to complete our survey, just click on the link below:  
<http://www.co.sanmateo.ca.us/planning/survey>

-----  
Confidentiality Notice: This e-mail message, including any attachments, is for the sole use of intended recipient(s) and may contain confidential and protected information. Any unauthorized review, use, disclosure or distribution is prohibited. If you are not the intended recipient, please contact the sender by reply e-mail and destroy all copies of the original message.

Save Paper.

Think before you print.>>> "lesli lee" <[lesliannel@yahoo.com](mailto:lesliannel@yahoo.com)> 5/1/2012 11:56 AM >>> We whole-heartedly support the plastic bag ban (or charging \$ for it) as soon as possible. "Green is passing on paper or plastic". It's a great way to incentivize people to get resourceful and less wasteful. If people composted food waste (in their own backyards or with county garbage programs) there would be little to no need for plastic bags used for weekly garbage pickup. I've been using this method for over a decade and have saved a lot of \$money on garbage bills (let alone methane gas production from rotting food in the landfills). Composting is easy, fun and with earthworms is a great way to feed plants "black gold" with almost no additional costs.

Be well blessings,

Lesli,

resident of Los Altos

## Matthew Maddox

---

**From:** Camille Leung <cleung@smcgov.org>  
**Sent:** Tuesday, April 24, 2012 3:38 PM  
**To:** Megan Jones; Matthew Maddox; Dean Peterson  
**Subject:** Fwd: Plastic bags

Camille M. Leung  
Planning and Building Department  
455 County Center, Second Floor  
Redwood City, CA 94063  
Phone: (650) 363-1826  
Fax: (650) 363-4849

Please help us to serve you better and take a moment to complete our survey, just click on the link below:  
<http://www.co.sanmateo.ca.us/planning/survey>

-----  
Confidentiality Notice: This e-mail message, including any attachments, is for the sole use of intended recipient(s) and may contain confidential and protected information. Any unauthorized review, use, disclosure or distribution is prohibited. If you are not the intended recipient, please contact the sender by reply e-mail and destroy all copies of the original message.

Save Paper.

Think before you print.>>> "Marcia Keimer" <[MarciaKeimer@yahoo.com](mailto:MarciaKeimer@yahoo.com)> 4/24/2012 3:36 PM >>> YES! Ban single use plastic bags because recycling isn't enough. They are a scourge to our planet and kill wildlife! It's time for humans to get responsible!!!

Marcia Keimer ---Portola Valley

Sent from my iPad



## Matthew Maddox

---

**From:** Camille Leung <cleung@smcgov.org>  
**Sent:** Monday, April 30, 2012 5:41 PM  
**To:** Megan Jones; Matthew Maddox; Dean Peterson  
**Subject:** Fwd: Plastic bags

Camille M. Leung  
Planning and Building Department  
455 County Center, Second Floor  
Redwood City, CA 94063  
Phone: (650) 363-1826  
Fax: (650) 363-4849

Please help us to serve you better and take a moment to complete our survey, just click on the link below:  
<http://www.co.sanmateo.ca.us/planning/survey>

-----  
Confidentiality Notice: This e-mail message, including any attachments, is for the sole use of intended recipient(s) and may contain confidential and protected information. Any unauthorized review, use, disclosure or distribution is prohibited. If you are not the intended recipient, please contact the sender by reply e-mail and destroy all copies of the original message.

Save Paper.

Think before you print.>>> "Tim Vine" <[tim@lsls.net](mailto:tim@lsls.net)> 4/27/2012 4:28 PM >>> Hi Ms. Leung,

Please accept this note as evidence of my strong affirmation of San Mateo County's proposed plastic bag ordinance. I am a resident of Woodside.

--

<<http://www.landsystemslandscapes.com/>>\*Tim Vine \*Principal

650.862.5796 (Cell)  
650.851.2793 Ext. 310 (Office)

[image: LS Logo] <<http://www.landsystemslandscapes.com/>>  
<<http://www.landsystemslandscapes.com/>>

## Matthew Maddox

---

**From:** Camille Leung <cleung@smcgov.org>  
**Sent:** Wednesday, April 18, 2012 3:58 PM  
**To:** Megan Jones; Matthew Maddox; Dean Peterson  
**Subject:** Fwd: [SGPossibleSpam] Support Plastic Bag Ban

Camille M. Leung  
Planning and Building Department  
455 County Center, Second Floor  
Redwood City, CA 94063  
Phone: (650) 363-1826  
Fax: (650) 363-4849

Please help us to serve you better and take a moment to complete our survey, just click on the link below:  
<http://www.co.sanmateo.ca.us/planning/survey>

-----  
Confidentiality Notice: This e-mail message, including any attachments, is for the sole use of intended recipient(s) and may contain confidential and protected information. Any unauthorized review, use, disclosure or distribution is prohibited. If you are not the intended recipient, please contact the sender by reply e-mail and destroy all copies of the original message.

Save Paper.

Think before you print.>>> "Steve Taffee" <[sjtaffee@yahoo.com](mailto:sjtaffee@yahoo.com)> 4/18/2012 3:53 PM >>> I support a county-wide ban on the use of plastic bags. The negative effect of plastics bags on the environment are documented beyond dispute, and effective alternatives exist. I am aware that the ban may be inconvenient for some retailers and consumers, but this negative is far outweighed by the positive benefits to all of us.

The county's plan calls for a cost to be levied on the use of plastic bags as a means of discouraging their use. While such economic forces may be useful in curtailing undesirable behavior, it sends the wrong message.

Plastic bags are not a matter to be something available to consumers who are not price-sensitive. Instead, they should be removed from the shelves of retailers altogether. So I support a ban, period. Your plan seems penalizes poor citizens who can't afford to pay for the "convenience" of an item that is bad for the environment. This is not a matter of convenience.

It's a matter of what is right for our urban ecology.

Regards,

Steve Taffee  
600 Willow Rd Unit 10  
Menlo Park, CA 94025  
650-329-8337

=====

Steve Taffee

[taffee.edublogs.org](http://taffee.edublogs.org)

[sjtaffee@yahoo.com](mailto:sjtaffee@yahoo.com)

415-613-6684

## Matthew Maddox

---

**From:** Camille Leung <cleung@smcgov.org>  
**Sent:** Wednesday, April 25, 2012 11:46 AM  
**To:** Megan Jones; Matthew Maddox; Dean Peterson  
**Subject:** Fwd: shopping bag ban

Camille M. Leung  
Planning and Building Department  
455 County Center, Second Floor  
Redwood City, CA 94063  
Phone: (650) 363-1826  
Fax: (650) 363-4849

Please help us to serve you better and take a moment to complete our survey, just click on the link below:  
<http://www.co.sanmateo.ca.us/planning/survey>

-----  
Confidentiality Notice: This e-mail message, including any attachments, is for the sole use of intended recipient(s) and may contain confidential and protected information. Any unauthorized review, use, disclosure or distribution is prohibited. If you are not the intended recipient, please contact the sender by reply e-mail and destroy all copies of the original message.

Save Paper.

Think before you print.>>> "Jennifer Pont" <[jenniferpont@yahoo.com](mailto:jenniferpont@yahoo.com)> 4/24/2012 5:39 PM >>> Hi -

I support a ban on paper and plastic shopping bags.

Jennifer Pont  
Menlo Park

## Matthew Maddox

---

**From:** Camille Leung <cleung@smcgov.org>  
**Sent:** Tuesday, April 24, 2012 3:37 PM  
**To:** Megan Jones; Matthew Maddox; Dean Peterson  
**Subject:** Fwd: Single-use plastic bag ordinance

Camille M. Leung  
Planning and Building Department  
455 County Center, Second Floor  
Redwood City, CA 94063  
Phone: (650) 363-1826  
Fax: (650) 363-4849

Please help us to serve you better and take a moment to complete our survey, just click on the link below:  
<http://www.co.sanmateo.ca.us/planning/survey>

-----  
Confidentiality Notice: This e-mail message, including any attachments, is for the sole use of intended recipient(s) and may contain confidential and protected information. Any unauthorized review, use, disclosure or distribution is prohibited. If you are not the intended recipient, please contact the sender by reply e-mail and destroy all copies of the original message.

Save Paper.

Think before you print.>>> <[lpd@major2nd.com](mailto:lpd@major2nd.com)> 4/24/2012 2:58 PM >>> Camille M. Leung Planning and Building Department  
455 County Center, Second Floor  
Redwood City, CA 94063

Dear Ms. Leung,

I am a long-established county resident -- I have owned my home in Menlo Park for over 40 years. I strongly favor a comprehensive county-wide ordinance controlling, and to the greatest extent possible forbidding, single-use plastic bags. These bags have large and long-lived environmental costs, and from my experience of living in Europe, I know first-hand that the use of reusable cloth or string-net bags is totally compatible with our urban lifestyle.

Sincerely,

L Peter Deutsch  
203 Santa Margarita Ave.  
Menlo Park

## Matthew Maddox

---

**From:** Camille Leung <cleung@smcgov.org>  
**Sent:** Tuesday, April 24, 2012 3:34 PM  
**To:** Megan Jones; Matthew Maddox; Dean Peterson  
**Subject:** Fwd: Support for single-use bag ban

Camille M. Leung  
Planning and Building Department  
455 County Center, Second Floor  
Redwood City, CA 94063  
Phone: (650) 363-1826  
Fax: (650) 363-4849

Please help us to serve you better and take a moment to complete our survey, just click on the link below:  
<http://www.co.sanmateo.ca.us/planning/survey>

-----  
Confidentiality Notice: This e-mail message, including any attachments, is for the sole use of intended recipient(s) and may contain confidential and protected information. Any unauthorized review, use, disclosure or distribution is prohibited. If you are not the intended recipient, please contact the sender by reply e-mail and destroy all copies of the original message.

Save Paper.

Think before you print.>>> "Michael Maxwell Murray" <[mmurray1@stanford.edu](mailto:mmurray1@stanford.edu)> 4/21/2012 1:19 PM >>> Hello,

I saw your advertisement in the Apr. 20 issue of the Mountain View Voice announcing several EIR meetings.

I am in favor of banning single-use plastic bags. My family has been using reusable bags for grocery shopping for years. I think the reduction in landfill waste and in litter along streets and in parks is well worth the slight inconvenience of carrying reusable bags.

Thank you,  
Mike Murray  
Mountain View, CA

## Matthew Maddox

---

**From:** Camille Leung <cleung@smcgov.org>  
**Sent:** Wednesday, April 18, 2012 3:00 PM  
**To:** Megan Jones; Matthew Maddox  
**Subject:** Fwd: Support for the plastic bag ban

Camille M. Leung  
Planning and Building Department  
455 County Center, Second Floor  
Redwood City, CA 94063  
Phone: (650) 363-1826  
Fax: (650) 363-4849

Please help us to serve you better and take a moment to complete our survey, just click on the link below:  
<http://www.co.sanmateo.ca.us/planning/survey>

-----  
Confidentiality Notice: This e-mail message, including any attachments, is for the sole use of intended recipient(s) and may contain confidential and protected information. Any unauthorized review, use, disclosure or distribution is prohibited. If you are not the intended recipient, please contact the sender by reply e-mail and destroy all copies of the original message.

Save Paper.

Think before you print.>>> "David Smernoff" <[davids@acterra.org](mailto:davids@acterra.org)> 4/18/2012 1:00 PM >>> Dear Ms. Leung -

I strongly support the plastic bag ban being considered by San Mateo County. Single use plastic bags have no place in our future. They can be easily replaced by paper bags, or even better, by reusable cloth bags. I currently use paper (many times then recycle it) and cloth bags for large items. I also use small cloth bags for fruit and vegetables that are washable and make an excellent alternative to paper. Perhaps part of the EIR analysis should be on re-useable bags vs. paper from an environmental sustainability standpoint as well as economics (at 10 to 25 cents per paper bag, one could own and reuse cloth bags for much less cost). For example see: [http://www.ecobags.com/Our\\_Products/Produce\\_Bags](http://www.ecobags.com/Our_Products/Produce_Bags) (I have no affiliation with ecobags except as a satisfied customer).

Sincerely,

David Smernoff  
112 Foxwood Road  
Portola Valley, CA 94028-8113

## Matthew Maddox

---

**From:** Camille Leung <cleung@smcgov.org>  
**Sent:** Wednesday, April 18, 2012 3:00 PM  
**To:** Megan Jones; Matthew Maddox  
**Subject:** Fwd: We support the Plastic Bag Ban!

Camille M. Leung  
Planning and Building Department  
455 County Center, Second Floor  
Redwood City, CA 94063  
Phone: (650) 363-1826  
Fax: (650) 363-4849

Please help us to serve you better and take a moment to complete our survey, just click on the link below:  
<http://www.co.sanmateo.ca.us/planning/survey>

-----  
Confidentiality Notice: This e-mail message, including any attachments, is for the sole use of intended recipient(s) and may contain confidential and protected information. Any unauthorized review, use, disclosure or distribution is prohibited. If you are not the intended recipient, please contact the sender by reply e-mail and destroy all copies of the original message.

Save Paper.

Think before you print.>>> "Christina Lee" <[christinajadelee@gmail.com](mailto:christinajadelee@gmail.com)> 4/18/2012 2:14 PM >>> Dear Camille M. Leung, I'm in support of the plastic bag ban. This is an important step in the right direction. Just take a look at the Great Pacific Garbage Patch and its clear that this is a no-brainer. Yes, this may be slightly less convenient, and a little more expensive (25 cents) until we all get in the habit of bringing our own bags, but lets not be short sighted. Everyone was worried when SF banned plastic bags. I was living there at the time and it went off without a hitch.

Please let me know if there is anything else I can do to support this ordinance. I'd be happy to do whatever is necessary.

Christina Lee  
Redwood City Resident

A couple more comments posted on The Almanac:

Posted by Margo McAuliffe, a resident of the Menlo Park: Linfield Oaks neighborhood, 1 hour ago

I support this fully and have used cloth bags for over 20 years. I launder them about once a year, whether they need it or not! I am not aware of having contracted any disease from this, as most items from a store are already in too much plastic. This is only step one.



Paper bags are not environmentally friendly, even if they are made from wood waste. It takes a great deal of water to make paper. I'm always amazed at people who shop several times a week, each time expecting a new, free bag. They use it for what, an hour or so, then throw it away (possibly recycling it). Sometimes I'm told "I use it for my old newspapers" and I wonder why. It's easy to put my old newspapers in the recycling without a paper bag.

It's important for us to be serious about reducing our use-once-and-throw-away life style. You have to train yourself to put the bags back in the car, but surely you can do that! And while you are at it, take your cloth bags to the pharmacy and other shops. If you buy 1 or 2 items, just carry them out. "I don't need a bag" should be everyone's response.

Margo McAuliffe

Posted by Steve, a resident of the Menlo Park: Central Menlo Park neighborhood, 1 hour ago

Ban the plastic bags ASAP. I've been using recycled paper bags from Trader Joe's for years - they're strong and have handles that make carrying them a dream. Unless they get wet or torn, they last for months and when they do wear out they just go into the recycle bin.

## Matthew Maddox

---

**From:** Camille Leung <cleung@smcgov.org>  
**Sent:** Thursday, April 19, 2012 10:05 AM  
**To:** Megan Jones; Matthew Maddox; Dean Peterson  
**Subject:** Fwd: we support the proposed ban on plastic bags

Camille M. Leung  
Planning and Building Department  
455 County Center, Second Floor  
Redwood City, CA 94063  
Phone: (650) 363-1826  
Fax: (650) 363-4849

Please help us to serve you better and take a moment to complete our survey, just click on the link below:  
<http://www.co.sanmateo.ca.us/planning/survey>

-----  
Confidentiality Notice: This e-mail message, including any attachments, is for the sole use of intended recipient(s) and may contain confidential and protected information. Any unauthorized review, use, disclosure or distribution is prohibited. If you are not the intended recipient, please contact the sender by reply e-mail and destroy all copies of the original message.

Save Paper.

Think before you print.>>> "C. Dusel-Bacon, C.R. Bacon" <[bacobitz@sbcglobal.net](mailto:bacobitz@sbcglobal.net)> 4/18/2012 9:52 PM >>> My husband (Charles Bacon) and I both strongly support the ban on plastic bags.

Eliminating as much of their use as possible will help save the petroleum resource and will cut down on deaths to wildlife and marine animals. We also support a phased-in ban of paper bags. We have learned to carry cloth bags with us and others can too. The public just needs to be trained. We are looking to our elected officials for leadership.

Cynthia Dusel-Bacon  
Menlo Park resident and voter

## Matthew Maddox

---

**From:** Douglas McLean <dougleota@sbcglobal.net>  
**Sent:** Tuesday, May 01, 2012 2:10 PM  
**To:** cleung@smcgov.org  
**Subject:** Plastic bag ban

I do not support the plastic bag ban for many reasons both hardship, inconvenience and financial. I do not believe they are as much a litter problem as claimed. I and many others reuse the bags in many ways. we will be forced to buy bags off the shelf-are they biodegradable? Using only your own bags is inconvenient and a hardship-taking paper adds to cost of groceries. MANY REUSABLE BAGS ARE NOT WASHABLE AND IT HAS BEEN PROVEN THEY HARBOR UNHEALTHY ERMS ANDBACTERIA.

- Large families can use 6-10 bags at a time -to launder and bring in enough bags each time is unreasonable -taking paper adds to the bill!
- Homeless people cannot clean and carry bags or afford paper -can create longer lines at checkout while checkers deal with individual bags -added bookwork for storeowners-where does the profit go?
- DON'T ban plastic bags! Keep the paper bags provided free as they are now.

Don't saddle the people with another expensive inconvenience as we were saddled with an expensive new garbage contract. Think of the people who elected you!  
I would think you have more important issues to deal with than plastic bags!

Leota McLean 162 Nimitz Ave Redwood City

## Matthew Maddox

---

**From:** Monica Spiller <barmbaker@aol.com>  
**Sent:** Tuesday, May 15, 2012 11:17 AM  
**To:** Camille M. Leung  
**Subject:** Plastic bag ban - just a start

Dear Camille,

I'm grateful to see the single use plastic ban being so strongly considered. However the single use plastic shopping bag is a problem basically because we have embraced the convenience without completing the cycle that would give us the opportunity to dispose of them properly. Our shopping habits depend on plastic film packaging to a very high degree, such that it is almost impossible to buy food without it. Banning just the single use carrier bag is a valuable start because we can all provide reusable shopping carrier bags.

ABOVE ALL WE NEED A MEANS OF DISPOSING OF PLASTIC FILM OF EVERY KIND, even when it is contaminated by food products or by bonding with other packaging materials. I can envisage a recycling of the cleanest plastic film, and the clean incineration of the rest as a fuel source. Good chemists and those who have figured how to produce the plastics in the first place must be given the problem as one in urgent need of solution. People are completely capable of collecting their plastic film material, with guidance. If we cannot handle this task then we must instead solve the problem by inventing another way to obtain our food, than from shops that provide it in neat clean plastic packages.

I am horrified to realize that we cannot rid ourselves of all plastic waste either by recycling it or by incinerating it as fuel. If it is too toxic to incinerate then it should not be presented to us as a useful material in the first place. That pool of plastic in the Pacific is a disaster affecting us all as it enters the food chain.

Thank you for listening,  
Monica Spiller

500 W. Middlefield Road #2  
Mountain View  
CA 94043

Telephone: 650 938 2865  
e-mail: [barmbaker@aol.com](mailto:barmbaker@aol.com)

## Matthew Maddox

---

**From:** Jason Mansfield <jason\_mansfield@hotmail.com>  
**Sent:** Wednesday, May 02, 2012 5:29 PM  
**To:** cleung@smcgov.org  
**Subject:** Plastic Bag Ban EIR scoping comment

Camille:

As I understand from the press releases, the County is accepting comments regarding scoping for the Draft EIR of the plastic bag ban. Below are my comments regarding the general nature of the proposed plastic bag ban, followed by comments regarding scoping of the EIR:

General comments:

- While the plastic bags are generally referred to as "single use", I rarely use these bags one time. They are usually used the initial time bringing goods home, then they are used for moving things around the house and/or for bagging refuse to go to the landfill (as opposed to paper bags which I use for compost and for recycling bagging).
- There is mention that the bags are described as 2.25 millimeters thick. How will this be regulated/enforced? If it is successfully enforced, won't free market dictate the production and distribution of 2.30 millimeter thick "single use" bags? How does this meet the intent?
- There will be other unintended consequences that may negate the intent of this ban... for instance, since it is easiest and cleanest for me to bag my landfill refuse in plastic, if plastic bags are not "free" from stores, I will be buying plastic bags. How does this meet the intent of the ban? It seems like it is less efficient with our resources.

EIR Scoping:

- Please consider alternatives other than "banning the bag" to reduce pollution. I'm assuming that is the main goal, particularly as it relates to storm water runoff trash collection requirements? Alternatives may include central trash collection prior to discharge to waters of the US.
- Please include discussion of how each alternative quantitatively meets the mandated regulations, and include the impact of unintended consequences (similar to the one I mentioned above).

Thanks for your consideration,  
Jason Mansfield  
(resident of San Carlos)

## Matthew Maddox

---

**From:** Marianna <taraihito@yahoo.com>  
**Sent:** Monday, May 07, 2012 9:02 AM  
**To:** cleung@smcgov.org  
**Cc:** Marlene Zobayan; Stuart Moody; Carol Cross  
**Subject:** SMC single use bag ban ordinance EIR

Camille,

I'm happy to hear that San Mateo County is working towards a single-use bag ban ordinance. As a resident of unincorporated Redwood City (North Fair Oaks), I especially appreciate county actions to keep our environment healthy and pleasant to look at.

While plastic has many good uses, single-use disposable bags and packaging are an invitation to litter, and hazardous to the environment. Plastic food containers and cutlery, wrappers, etc are often left in shopping bags and take out bags too, multiplying the negative effect.

I'd like to point out 2 specific environmental hazards of plastic bags, which are a hazard regardless of how environmentally harmful the actual plastic material is:

- 1) Plastic bags caught in trees or shrubbery can collect and hold rainwater, which provides a breeding ground for mosquitoes. With changes in climate leading to warmer weather and more intense rainfall, there is a growing likelihood of mosquito proliferation, and increased risk of deadly diseases such as West Nile Virus. Natural controls on mosquito populations (birds and bats) are under pressure from environmental stresses. Artificial controls, such as spraying pesticides on areas likely to harbor mosquitoes, can never get reach all the little pools of water, and the pesticides themselves have negative side effects.
- 2) Small bits of plastic in rivers and oceans have been shown to attract and collect very high concentrations of hydrophobic hazardous chemicals such as PCBs, DDE, & various pesticides.\* Microplastics are ingested by small marine organisms and then passed up the food chain, accumulating even higher concentrations in the tissues of fish, birds and marine mammals. This is in ADDITION to the chemicals in the plastics themselves, which are ingested by small and large animals alike.

I am a records librarian, and have been working for the last 12 yeras as a contractor for the Environmental Protection Agency Region 9 Superfund Records Center (Superfund hazardous waste cleanup program). I have learned that PCBs, DDE and other pesticides are among the hazardous chemical which need to be kept out of water and soil to protect human health. Governments and corporations are spending millions of dollars to remove these chemicals, with great difficulty, from groundwater, surface water, the ocean, and the soil.

I applaud the County for making efforts that will reduce the vectors for putting these carcinogens into water and food supplies for humans and animals.

\*"Potential for plastics to transport hydrophobic contaminants", Enviromental Science & Technology, #41, pp 7759-7764 (2007)

Marianna Tubman  
100 Dexter Ave  
Redwood City CA 94063  
[taraihito@yahoo.com](mailto:taraihito@yahoo.com)  
[tubman.marianna@epa.gov](mailto:tubman.marianna@epa.gov)

Member and local organizer for Green Sangha non-profit which has had a long running program to reduce the use of harmful plastics. Member of the local Sierra Club Bag Ban interest group.



## **Appendix B**

---

*Air Quality URBEMIS Results*  
*Air Quality and Greenhouse Gas Estimates by Municipality*

Urbemis 2007 Version 9.2.4

Summary Report for Summer Emissions (Pounds/Day)

File Name: C:\Documents and Settings\MMaddox\Application Data\Urbemis\Version9a\Projects\San Mateo County and Participating Muni's.urb924

Project Name: San Mateo County Bag Ban Ordinance EIR

Project Location: Bay Area Air District

On-Road Vehicle Emissions Based on: Version : Emfac2007 V2.3 Nov 1 2006

Off-Road Vehicle Emissions Based on: OFFROAD2007

OPERATIONAL (VEHICLE) EMISSION ESTIMATES

	<u>ROG</u>	<u>NOx</u>	<u>CO</u>	<u>SO2</u>	<u>PM10</u>	<u>PM2.5</u>	<u>CO2</u>
TOTALS (lbs/day, unmitigated)	0.02	0.23	0.08	0.00	0.03	0.01	46.73

SUM OF AREA SOURCE AND OPERATIONAL EMISSION ESTIMATES

	<u>ROG</u>	<u>NOx</u>	<u>CO</u>	<u>SO2</u>	<u>PM10</u>	<u>PM2.5</u>	<u>CO2</u>
TOTALS (lbs/day, unmitigated)	0.02	0.23	0.08	0.00	0.03	0.01	46.73



Urbemis 2007 Version 9.2.4

Detail Report for Summer Operational Unmitigated Emissions (Pounds/Day)

File Name: C:\Documents and Settings\MMaddox\Application Data\Urbemis\Version9a\Projects\San Mateo County and Participating Muni's.urb924

Project Name: San Mateo County Bag Ban Ordinance EIR

Project Location: Bay Area Air District

On-Road Vehicle Emissions Based on: Version : Emfac2007 V2.3 Nov 1 2006

Off-Road Vehicle Emissions Based on: OFFROAD2007

OPERATIONAL EMISSION ESTIMATES (Summer Pounds Per Day, Unmitigated)

<u>Source</u>	ROG	NOX	CO	SO2	PM10	PM25	CO2
San Mateo County Bag Ban Ordinance	0.02	0.23	0.08	0.00	0.03	0.01	46.73
<b>TOTALS (lbs/day, unmitigated)</b>	<b>0.02</b>	<b>0.23</b>	<b>0.08</b>	<b>0.00</b>	<b>0.03</b>	<b>0.01</b>	<b>46.73</b>

Does not include correction for passby trips

Does not include double counting adjustment for internal trips

Analysis Year: 2013 Temperature (F): 85 Season: Summer

Emfac: Version : Emfac2007 V2.3 Nov 1 2006

Summary of Land Uses

Land Use Type	Acreage	Trip Rate	Unit Type	No. Units	Total Trips	Total VMT
San Mateo County Bag Ban Ordinance		1.57	1000 sq ft	1.00	1.57	11.61
					1.57	11.61

Vehicle Fleet Mix

Vehicle Type	Percent Type	Non-Catalyst	Catalyst	Diesel
Light Auto	0.0	0.6	99.2	0.2

5/16/2012 2:51:46 PM

Vehicle Fleet Mix

Vehicle Type	Percent Type	Non-Catalyst	Catalyst	Diesel
Light Truck < 3750 lbs	0.0	0.8	96.9	2.3
Light Truck 3751-5750 lbs	0.0	0.5	99.5	0.0
Med Truck 5751-8500 lbs	0.0	0.0	100.0	0.0
Lite-Heavy Truck 8501-10,000 lbs	0.0	0.0	77.8	22.2
Lite-Heavy Truck 10,001-14,000 lbs	0.0	0.0	50.0	50.0
Med-Heavy Truck 14,001-33,000 lbs	0.0	0.0	20.0	80.0
Heavy-Heavy Truck 33,001-60,000 lbs	100.0	0.0	0.0	100.0
Other Bus	0.0	0.0	0.0	100.0
Urban Bus	0.0	0.0	0.0	100.0
Motorcycle	0.0	56.2	43.8	0.0
School Bus	0.0	0.0	0.0	100.0
Motor Home	0.0	0.0	83.3	16.7

Travel Conditions

	Residential			Commercial		
	Home-Work	Home-Shop	Home-Other	Commute	Non-Work	Customer
Urban Trip Length (miles)	10.8	7.3	7.5	9.5	7.4	7.4
Rural Trip Length (miles)	16.8	7.1	7.9	14.7	6.6	6.6
Trip speeds (mph)	35.0	35.0	35.0	35.0	35.0	35.0
% of Trips - Residential	32.9	18.0	49.1			

% of Trips - Commercial (by land use)

Travel Conditions

Residential

Commercial

Home-Work	Home-Shop	Home-Other	Commute	Non-Work	Customer
			2.0	1.0	97.0

San Mateo County Bag Ban  
Ordinance

Operational Changes to Defaults

Urbemis 2007 Version 9.2.4

Summary Report for Summer Emissions (Pounds/Day)

File Name: C:\Documents and Settings\MMaddox\Application Data\Urbemis\Version9a\Projects\San Mateo County and Participating Muni's.urb924

Project Name: San Mateo County Bag Ban Ordinance EIR - Alternative 2

Project Location: Bay Area Air District

On-Road Vehicle Emissions Based on: Version : Emfac2007 V2.3 Nov 1 2006

Off-Road Vehicle Emissions Based on: OFFROAD2007

OPERATIONAL (VEHICLE) EMISSION ESTIMATES

	<u>ROG</u>	<u>NOx</u>	<u>CO</u>	<u>SO2</u>	<u>PM10</u>	<u>PM2.5</u>	<u>CO2</u>
TOTALS (lbs/day, unmitigated)	0.02	0.27	0.09	0.00	0.03	0.01	54.77

SUM OF AREA SOURCE AND OPERATIONAL EMISSION ESTIMATES

	<u>ROG</u>	<u>NOx</u>	<u>CO</u>	<u>SO2</u>	<u>PM10</u>	<u>PM2.5</u>	<u>CO2</u>
TOTALS (lbs/day, unmitigated)	0.02	0.27	0.09	0.00	0.03	0.01	54.77

Urbemis 2007 Version 9.2.4

Detail Report for Summer Operational Unmitigated Emissions (Pounds/Day)

File Name: C:\Documents and Settings\MMaddox\Application Data\Urbemis\Version9a\Projects\San Mateo County and Participating Muni's.urb924

Project Name: San Mateo County Bag Ban Ordinance EIR - Alternative 2

Project Location: Bay Area Air District

On-Road Vehicle Emissions Based on: Version : Emfac2007 V2.3 Nov 1 2006

Off-Road Vehicle Emissions Based on: OFFROAD2007

OPERATIONAL EMISSION ESTIMATES (Summer Pounds Per Day, Unmitigated)

<u>Source</u>	ROG	NOX	CO	SO2	PM10	PM25	CO2
San Mateo County Bag Ban Ordinance	0.02	0.27	0.09	0.00	0.03	0.01	54.77
<b>TOTALS (lbs/day, unmitigated)</b>	<b>0.02</b>	<b>0.27</b>	<b>0.09</b>	<b>0.00</b>	<b>0.03</b>	<b>0.01</b>	<b>54.77</b>

Does not include correction for passby trips

Does not include double counting adjustment for internal trips

Analysis Year: 2013 Temperature (F): 85 Season: Summer

Emfac: Version : Emfac2007 V2.3 Nov 1 2006

Summary of Land Uses

Land Use Type	Acreage	Trip Rate	Unit Type	No. Units	Total Trips	Total VMT
San Mateo County Bag Ban Ordinance		1.84	1000 sq ft	1.00	1.84	13.60
					1.84	13.60

Vehicle Fleet Mix

Vehicle Type	Percent Type	Non-Catalyst	Catalyst	Diesel
Light Auto	0.0	0.6	99.2	0.2

5/21/2012 2:00:33 PM

Vehicle Fleet Mix

Vehicle Type	Percent Type	Non-Catalyst	Catalyst	Diesel
Light Truck < 3750 lbs	0.0	0.8	96.9	2.3
Light Truck 3751-5750 lbs	0.0	0.5	99.5	0.0
Med Truck 5751-8500 lbs	0.0	0.0	100.0	0.0
Lite-Heavy Truck 8501-10,000 lbs	0.0	0.0	77.8	22.2
Lite-Heavy Truck 10,001-14,000 lbs	0.0	0.0	50.0	50.0
Med-Heavy Truck 14,001-33,000 lbs	0.0	0.0	20.0	80.0
Heavy-Heavy Truck 33,001-60,000 lbs	100.0	0.0	0.0	100.0
Other Bus	0.0	0.0	0.0	100.0
Urban Bus	0.0	0.0	0.0	100.0
Motorcycle	0.0	56.2	43.8	0.0
School Bus	0.0	0.0	0.0	100.0
Motor Home	0.0	0.0	83.3	16.7

Travel Conditions

	Residential			Commercial		
	Home-Work	Home-Shop	Home-Other	Commute	Non-Work	Customer
Urban Trip Length (miles)	10.8	7.3	7.5	9.5	7.4	7.4
Rural Trip Length (miles)	16.8	7.1	7.9	14.7	6.6	6.6
Trip speeds (mph)	35.0	35.0	35.0	35.0	35.0	35.0
% of Trips - Residential	32.9	18.0	49.1			

% of Trips - Commercial (by land use)

Travel Conditions

Residential

Commercial

Home-Work

Home-Shop

Home-Other

Commute

Non-Work

Customer

San Mateo County Bag Ban  
Ordinance

2.0

1.0

97.0

Operational Changes to Defaults

Urbemis 2007 Version 9.2.4

Summary Report for Summer Emissions (Pounds/Day)

File Name: C:\Documents and Settings\MMaddox\Application Data\Urbemis\Version9a\Projects\San Mateo County - Alt 3.urb924

Project Name: San Mateo County Bag Ban Ordinance EIR - Alternative 3

Project Location: Bay Area Air District

On-Road Vehicle Emissions Based on: Version : Emfac2007 V2.3 Nov 1 2006

Off-Road Vehicle Emissions Based on: OFFROAD2007

OPERATIONAL (VEHICLE) EMISSION ESTIMATES

	<u>ROG</u>	<u>NOx</u>	<u>CO</u>	<u>SO2</u>	<u>PM10</u>	<u>PM2.5</u>	<u>CO2</u>
TOTALS (lbs/day, unmitigated)	0.00	0.01	0.00	0.00	0.00	0.00	1.19

SUM OF AREA SOURCE AND OPERATIONAL EMISSION ESTIMATES

	<u>ROG</u>	<u>NOx</u>	<u>CO</u>	<u>SO2</u>	<u>PM10</u>	<u>PM2.5</u>	<u>CO2</u>
TOTALS (lbs/day, unmitigated)	0.00	0.01	0.00	0.00	0.00	0.00	1.19



Urbemis 2007 Version 9.2.4

Detail Report for Summer Operational Unmitigated Emissions (Pounds/Day)

File Name: C:\Documents and Settings\MMaddox\Application Data\Urbemis\Version9a\Projects\San Mateo County - Alt 3.urb924

Project Name: San Mateo County Bag Ban Ordinance EIR - Alternative 3

Project Location: Bay Area Air District

On-Road Vehicle Emissions Based on: Version : Emfac2007 V2.3 Nov 1 2006

Off-Road Vehicle Emissions Based on: OFFROAD2007

OPERATIONAL EMISSION ESTIMATES (Summer Pounds Per Day, Unmitigated)

<u>Source</u>	ROG	NOX	CO	SO2	PM10	PM25	CO2
San Mateo County Bag Ban Ordinance	0.00	0.01	0.00	0.00	0.00	0.00	1.19
<b>TOTALS (lbs/day, unmitigated)</b>	<b>0.00</b>	<b>0.01</b>	<b>0.00</b>	<b>0.00</b>	<b>0.00</b>	<b>0.00</b>	<b>1.19</b>

Does not include correction for passby trips

Does not include double counting adjustment for internal trips

Analysis Year: 2013 Temperature (F): 85 Season: Summer

Emfac: Version : Emfac2007 V2.3 Nov 1 2006

Summary of Land Uses

Land Use Type	Acreage	Trip Rate	Unit Type	No. Units	Total Trips	Total VMT
San Mateo County Bag Ban Ordinance		0.04	1000 sq ft	1.00	0.04	0.30
					0.04	0.30

Vehicle Fleet Mix

Vehicle Type	Percent Type	Non-Catalyst	Catalyst	Diesel
Light Auto	0.0	0.6	99.2	0.2

5/21/2012 4:16:04 PM

Vehicle Fleet Mix

Vehicle Type	Percent Type	Non-Catalyst	Catalyst	Diesel
Light Truck < 3750 lbs	0.0	0.8	96.9	2.3
Light Truck 3751-5750 lbs	0.0	0.5	99.5	0.0
Med Truck 5751-8500 lbs	0.0	0.0	100.0	0.0
Lite-Heavy Truck 8501-10,000 lbs	0.0	0.0	77.8	22.2
Lite-Heavy Truck 10,001-14,000 lbs	0.0	0.0	50.0	50.0
Med-Heavy Truck 14,001-33,000 lbs	0.0	0.0	20.0	80.0
Heavy-Heavy Truck 33,001-60,000 lbs	100.0	0.0	0.0	100.0
Other Bus	0.0	0.0	0.0	100.0
Urban Bus	0.0	0.0	0.0	100.0
Motorcycle	0.0	56.2	43.8	0.0
School Bus	0.0	0.0	0.0	100.0
Motor Home	0.0	0.0	83.3	16.7

Travel Conditions

	Residential			Commercial		
	Home-Work	Home-Shop	Home-Other	Commute	Non-Work	Customer
Urban Trip Length (miles)	10.8	7.3	7.5	9.5	7.4	7.4
Rural Trip Length (miles)	16.8	7.1	7.9	14.7	6.6	6.6
Trip speeds (mph)	35.0	35.0	35.0	35.0	35.0	35.0
% of Trips - Residential	32.9	18.0	49.1			

% of Trips - Commercial (by land use)

Travel Conditions

Residential

Commercial

Home-Work	Home-Shop	Home-Other	Commute	Non-Work	Customer
			2.0	1.0	97.0

San Mateo County Bag Ban  
Ordinance

Operational Changes to Defaults

Urbemis 2007 Version 9.2.4

Summary Report for Summer Emissions (Pounds/Day)

File Name: C:\Documents and Settings\MMaddox\Application Data\Urbemis\Version9a\Projects\San Mateo County - Alt 4.urb924

Project Name: San Mateo County Bag Ban Ordinance EIR - Alternative 4

Project Location: Bay Area Air District

On-Road Vehicle Emissions Based on: Version : Emfac2007 V2.3 Nov 1 2006

Off-Road Vehicle Emissions Based on: OFFROAD2007

OPERATIONAL (VEHICLE) EMISSION ESTIMATES

	<u>ROG</u>	<u>NOx</u>	<u>CO</u>	<u>SO2</u>	<u>PM10</u>	<u>PM2.5</u>	<u>CO2</u>
TOTALS (lbs/day, unmitigated)	0.00	0.06	0.02	0.00	0.01	0.00	13.10

SUM OF AREA SOURCE AND OPERATIONAL EMISSION ESTIMATES

	<u>ROG</u>	<u>NOx</u>	<u>CO</u>	<u>SO2</u>	<u>PM10</u>	<u>PM2.5</u>	<u>CO2</u>
TOTALS (lbs/day, unmitigated)	0.00	0.06	0.02	0.00	0.01	0.00	13.10

Urbemis 2007 Version 9.2.4

Detail Report for Summer Operational Unmitigated Emissions (Pounds/Day)

File Name: C:\Documents and Settings\MMaddox\Application Data\Urbemis\Version9a\Projects\San Mateo County - Alt 4.urb924

Project Name: San Mateo County Bag Ban Ordinance EIR - Alternative 4

Project Location: Bay Area Air District

On-Road Vehicle Emissions Based on: Version : Emfac2007 V2.3 Nov 1 2006

Off-Road Vehicle Emissions Based on: OFFROAD2007

OPERATIONAL EMISSION ESTIMATES (Summer Pounds Per Day, Unmitigated)

<u>Source</u>	ROG	NOX	CO	SO2	PM10	PM25	CO2
San Mateo County Bag Ban Ordinance	0.00	0.06	0.02	0.00	0.01	0.00	13.10
TOTALS (lbs/day, unmitigated)	0.00	0.06	0.02	0.00	0.01	0.00	13.10

Does not include correction for passby trips

Does not include double counting adjustment for internal trips

Analysis Year: 2013 Temperature (F): 85 Season: Summer

Emfac: Version : Emfac2007 V2.3 Nov 1 2006

Summary of Land Uses

Land Use Type	Acreage	Trip Rate	Unit Type	No. Units	Total Trips	Total VMT
San Mateo County Bag Ban Ordinance		0.44	1000 sq ft	1.00	0.44	3.25
					0.44	3.25

Vehicle Fleet Mix

Vehicle Type	Percent Type	Non-Catalyst	Catalyst	Diesel
Light Auto	0.0	0.6	99.2	0.2

5/22/2012 10:40:11 AM

Vehicle Fleet Mix

Vehicle Type	Percent Type	Non-Catalyst	Catalyst	Diesel
Light Truck < 3750 lbs	0.0	0.8	96.9	2.3
Light Truck 3751-5750 lbs	0.0	0.5	99.5	0.0
Med Truck 5751-8500 lbs	0.0	0.0	100.0	0.0
Lite-Heavy Truck 8501-10,000 lbs	0.0	0.0	77.8	22.2
Lite-Heavy Truck 10,001-14,000 lbs	0.0	0.0	50.0	50.0
Med-Heavy Truck 14,001-33,000 lbs	0.0	0.0	20.0	80.0
Heavy-Heavy Truck 33,001-60,000 lbs	100.0	0.0	0.0	100.0
Other Bus	0.0	0.0	0.0	100.0
Urban Bus	0.0	0.0	0.0	100.0
Motorcycle	0.0	56.2	43.8	0.0
School Bus	0.0	0.0	0.0	100.0
Motor Home	0.0	0.0	83.3	16.7

Travel Conditions

	Residential			Commercial		
	Home-Work	Home-Shop	Home-Other	Commute	Non-Work	Customer
Urban Trip Length (miles)	10.8	7.3	7.5	9.5	7.4	7.4
Rural Trip Length (miles)	16.8	7.1	7.9	14.7	6.6	6.6
Trip speeds (mph)	35.0	35.0	35.0	35.0	35.0	35.0
% of Trips - Residential	32.9	18.0	49.1			

% of Trips - Commercial (by land use)

Travel Conditions

Residential

Commercial

Home-Work	Home-Shop	Home-Other	Commute	Non-Work	Customer
			2.0	1.0	97.0

San Mateo County Bag Ban  
Ordinance

Operational Changes to Defaults

Existing Air Quality			Existing	Existing Ozone	Existing AA
Area	Population*	Number of Plastic Bags Used per Person**	Existing: Total Plastic Bags Used Annually	Emissions per year (kg)	Emissions per year (kg)
<b>San Mateo</b>					
Unincorporated San Mateo County	62,695	531	33,291,045	766	36,087
Belmont	26,123	531	13,871,313	319	15,037
Brisbane	4,347	531	2,308,257	53	2,502
Burlingame	29,106	531	15,455,286	355	16,754
Colma	1,789	531	949,959	22	1,030
Daly City	102,593	531	54,476,883	1,253	59,053
East Palo Alto	28,467	531	15,115,977	348	16,386
Foster City	30,895	531	16,405,245	377	17,783
Half Moon Bay	11,478	531	6,094,818	140	6,607
Menlo Park	32,513	531	17,264,403	397	18,715
Millbrae	22,069	531	11,718,639	270	12,703
Pacifica	37,658	531	19,996,398	460	21,676
Portola Valley	4,411	531	2,342,241	54	2,539
Redwood City	78,244	531	41,547,564	956	45,038
San Bruno	42,451	531	22,541,481	518	24,435
San Carlos	28,719	531	15,249,789	351	16,531
San Mateo	98,298	531	52,196,238	1,201	56,581
South San Francisco	64,307	531	34,147,017	785	37,015
Woodside	5,386	531	2,859,966	66	3,100
Atherton <sup>1</sup>	6,888	531	3,657,528	84	3,965
Hillsborough <sup>1</sup>	11,006	531	5,844,186	134	6,335
<b>Santa Clara County Cities</b>				0	0
Milpitas	66,966	531	35,558,946	818	38,546
Cupertino	59,022	531	31,340,682	721	33,973
Los Gatos	29,854	531	15,852,474	365	17,184
Los Altos	29,460	531	15,643,260	360	16,957
Campbell	39,882	531	21,177,342	487	22,956
Mountain View	75,275	531	39,971,025	919	43,329
Monte Sereno <sup>1</sup>	3,373	531	1,791,063	41	1,942
Los Altos Hills <sup>1</sup>	8,027	531	4,262,337	98	4,620
<b>Total</b>	<b>1,041,302</b>	<b>Total</b>	<b>552,931,362</b>	<b>12,717</b>	<b>599,378</b>



Proposed Air Quality			Existing	Proposed	Proposed	Proposed	Proposed Ozone	Proposed AA
Area	Population*	Number of Plastic Bags Used per Person**	Existing: Total Plastic Bags Used Annually	Plastic Bags: 5% Remain (exempt retailers)	Reusable Bags: 65% Switch to Reusable	Paper Bags: 30% Switch to Paper	Emissions per year (kg)	Emissions per year (kg)
<b>San Mateo</b>								
Unincorporated San Mateo County	62,695	531	33,291,045	1,664,552	416,138	9,987,314	351	23,732
Belmont	26,123	531	13,871,313	693,566	173,391	4,161,394	146	9,888
Brisbane	4,347	531	2,308,257	115,413	28,853	692,477	24	1,645
Burlingame	29,106	531	15,455,286	772,764	193,191	4,636,586	163	11,017
Colma	1,789	531	949,959	47,498	11,874	284,988	10	677
Daly City	102,593	531	54,476,883	2,723,844	680,961	16,343,065	575	38,834
East Palo Alto	28,467	531	15,115,977	755,799	188,950	4,534,793	159	10,775
Foster City	30,895	531	16,405,245	820,262	205,066	4,921,574	173	11,694
Half Moon Bay	11,478	531	6,094,818	304,741	76,185	1,828,445	64	4,345
Menlo Park	32,513	531	17,264,403	863,220	215,805	5,179,321	182	12,307
Millbrae	22,069	531	11,718,639	585,932	146,483	3,515,592	124	8,354
Pacifica	37,658	531	19,996,398	999,820	249,955	5,998,919	211	14,254
Portola Valley	4,411	531	2,342,241	117,112	29,278	702,672	25	1,670
Redwood City	78,244	531	41,547,564	2,077,378	519,345	12,464,269	438	29,617
San Bruno	42,451	531	22,541,481	1,127,074	281,769	6,762,444	238	16,069
San Carlos	28,719	531	15,249,789	762,489	190,622	4,574,937	161	10,871
San Mateo	98,298	531	52,196,238	2,609,812	652,453	15,658,871	551	37,208
South San Francisco	64,307	531	34,147,017	1,707,351	426,838	10,244,105	360	24,342
Woodside	5,386	531	2,859,966	142,998	35,750	857,990	30	2,039
Atherton <sup>1</sup>	6,888	531	3,657,528	182,876	45,719	1,097,258	39	2,607
Hillsborough <sup>1</sup>	11,006	531	5,844,186	292,209	73,052	1,753,256	62	4,166
<b>Santa Clara County Cities</b>				0	0	0	0	0
Milpitas	66,966	531	35,558,946	1,777,947	444,487	10,667,684	375	25,348
Cupertino	59,022	531	31,340,682	1,567,034	391,759	9,402,205	331	22,341
Los Gatos	29,854	531	15,852,474	792,624	198,156	4,755,742	167	11,300
Los Altos	29,460	531	15,643,260	782,163	195,541	4,692,978	165	11,151
Campbell	39,882	531	21,177,342	1,058,867	264,717	6,353,203	223	15,096
Mountain View	75,275	531	39,971,025	1,998,551	499,638	11,991,308	422	28,493
Monte Sereno <sup>1</sup>	3,373	531	1,791,063	89,553	22,388	537,319	19	1,277
Los Altos Hills <sup>1</sup>	8,027	531	4,262,337	213,117	53,279	1,278,701	45	3,038
<b>Total</b>	<b>1,041,302</b>	<b>Total</b>	<b>552,931,362</b>	<b>27,646,568</b>	<b>6,911,642</b>	<b>165,879,409</b>	<b>5,833</b>	<b>394,157</b>

**Total Proposed Carryout bags (plastic, paper and reusable) 200,437,619**

	Existing Ozone	Existing AA	Proposed Ozone	Proposed AA	Net Change Ozone	Net Change AA
Area	Emissions per year (kg)	Emissions per year (kg)	Emissions per year (kg)	Emissions per year (kg)	Emissions per year (kg)	Emissions per year (kg)
<b>San Mateo</b>						
Unincorporated San Mateo County	766	36,087	351	23,732	-414	-12,356
Belmont	319	15,037	146	9,888	-173	-5,148
Brisbane	53	2,502	24	1,645	-29	-857
Burlingame	355	16,754	163	11,017	-192	-5,736
Colma	22	1,030	10	677	-12	-353
Daly City	1,253	59,053	575	38,834	-678	-20,219
East Palo Alto	348	16,386	159	10,775	-188	-5,610
Foster City	377	17,783	173	11,694	-204	-6,089
Half Moon Bay	140	6,607	64	4,345	-76	-2,262
Menlo Park	397	18,715	182	12,307	-215	-6,408
Millbrae	270	12,703	124	8,354	-146	-4,349
Pacifica	460	21,676	211	14,254	-249	-7,422
Portola Valley	54	2,539	25	1,670	-29	-869
Redwood City	956	45,038	438	29,617	-517	-15,420
San Bruno	518	24,435	238	16,069	-281	-8,366
San Carlos	351	16,531	161	10,871	-190	-5,660
San Mateo	1,201	56,581	551	37,208	-650	-19,373
South San Francisco	785	37,015	360	24,342	-425	-12,674
Woodside	66	3,100	30	2,039	-36	-1,061
Atherton <sup>1</sup>	84	3,965	39	2,607	-46	-1,357
Hillsborough <sup>1</sup>	134	6,335	62	4,166	-73	-2,169
<b>Santa Clara County Cities</b>						
Milpitas	818	38,546	375	25,348	-443	-13,198
Cupertino	721	33,973	331	22,341	-390	-11,632
Los Gatos	365	17,184	167	11,300	-197	-5,884
Los Altos	360	16,957	165	11,151	-195	-5,806
Campbell	487	22,956	223	15,096	-264	-7,860
Mountain View	919	43,329	422	28,493	-498	-14,835
Monte Sereno <sup>1</sup>	41	1,942	19	1,277	-22	-665
Los Altos Hills <sup>1</sup>	98	4,620	45	3,038	-53	-1,582
<b>Total</b>	<b>12,717</b>	<b>599,378</b>	<b>5,833</b>	<b>394,157</b>	<b>-6,884</b>	<b>-205,220</b>

Existing GHG			Existing	GHG	GHG
Area	Population*	Number of Plastic Bags Used per Person**	Existing: Total Plastic Bags Used Annually	CO2e Emissions per year (metric tons)	CO2e per person per year (metric tons)
<b>San Mateo</b>					
Unincorporated San Mateo County	62,695	531	33,291,045	888	0.0142
Belmont	26,123	531	13,871,313	370	0.0142
Brisbane	4,347	531	2,308,257	62	0.0142
Burlingame	29,106	531	15,455,286	412	0.0142
Colma	1,789	531	949,959	25	0.0142
Daly City	102,593	531	54,476,883	1,453	0.0142
East Palo Alto	28,467	531	15,115,977	403	0.0142
Foster City	30,895	531	16,405,245	437	0.0142
Half Moon Bay	11,478	531	6,094,818	163	0.0142
Menlo Park	32,513	531	17,264,403	460	0.0142
Millbrae	22,069	531	11,718,639	312	0.0142
Pacifica	37,658	531	19,996,398	533	0.0142
Portola Valley	4,411	531	2,342,241	62	0.0142
Redwood City	78,244	531	41,547,564	1,108	0.0142
San Bruno	42,451	531	22,541,481	601	0.0142
San Carlos	28,719	531	15,249,789	407	0.0142
San Mateo	98,298	531	52,196,238	1,392	0.0142
South San Francisco	64,307	531	34,147,017	911	0.0142
Woodside	5,386	531	2,859,966	76	0.0142
Atherton <sup>1</sup>	6,888	531	3,657,528	98	0.0142
Hillsborough <sup>1</sup>	11,006	531	5,844,186	156	0.0142
<b>Santa Clara County Cities</b>					
Milpitas	66,966	531	35,558,946	948	0.0142
Cupertino	59,022	531	31,340,682	836	0.0142
Los Gatos	29,854	531	15,852,474	423	0.0142
Los Altos	29,460	531	15,643,260	417	0.0142
Campbell	39,882	531	21,177,342	565	0.0142
Mountain View	75,275	531	39,971,025	1,066	0.0142
Monte Sereno <sup>1</sup>	3,373	531	1,791,063	48	0.0142
Los Altos Hills <sup>1</sup>	8,027	531	4,262,337	114	0.0142
<b>Total</b>	<b>1,041,302</b>	<b>Total</b>	<b>552,931,362</b>	<b>14,745</b>	<b>0.0142</b>

Proposed GHG			Existing	Proposed	Proposed	Proposed	GHG	GHG
Area	Population*	Number of Plastic Bags Used per Person**	Existing: Total Plastic Bags Used Annually	Plastic Bags: 5% Remain (exempt retailers)	Reusable Bags: 65% Switch to Reusable	Paper Bags: 30% Switch to Paper	CO2e Emissions per year (metric tons)	CO2e per person per year (metric tons)
<b>San Mateo</b>								
Unincorporated San Mateo County	62,695	531	33,291,045	1,664,552	416,138	9,987,314	1,274	0.0203
Belmont	26,123	531	13,871,313	693,566	173,391	4,161,394	531	0.0203
Brisbane	4,347	531	2,308,257	115,413	28,853	692,477	88	0.0203
Burlingame	29,106	531	15,455,286	772,764	193,191	4,636,586	592	0.0203
Colma	1,789	531	949,959	47,498	11,874	284,988	36	0.0203
Daly City	102,593	531	54,476,883	2,723,844	680,961	16,343,065	2,085	0.0203
East Palo Alto	28,467	531	15,115,977	755,799	188,950	4,534,793	579	0.0203
Foster City	30,895	531	16,405,245	820,262	205,066	4,921,574	628	0.0203
Half Moon Bay	11,478	531	6,094,818	304,741	76,185	1,828,445	233	0.0203
Menlo Park	32,513	531	17,264,403	863,220	215,805	5,179,321	661	0.0203
Millbrae	22,069	531	11,718,639	585,932	146,483	3,515,592	449	0.0203
Pacifica	37,658	531	19,996,398	999,820	249,955	5,998,919	765	0.0203
Portola Valley	4,411	531	2,342,241	117,112	29,278	702,672	90	0.0203
Redwood City	78,244	531	41,547,564	2,077,378	519,345	12,464,269	1,590	0.0203
San Bruno	42,451	531	22,541,481	1,127,074	281,769	6,762,444	863	0.0203
San Carlos	28,719	531	15,249,789	762,489	190,622	4,574,937	584	0.0203
San Mateo	98,298	531	52,196,238	2,609,812	652,453	15,658,871	1,998	0.0203
South San Francisco	64,307	531	34,147,017	1,707,351	426,838	10,244,105	1,307	0.0203
Woodside	5,386	531	2,859,966	142,998	35,750	857,990	109	0.0203
Atherton <sup>1</sup>	6,888	531	3,657,528	182,876	45,719	1,097,258	140	0.0203
Hillsborough <sup>1</sup>	11,006	531	5,844,186	292,209	73,052	1,753,256	224	0.0203
<b>Santa Clara County Cities</b>								
Milpitas	66,966	531	35,558,946	1,777,947	444,487	10,667,684	1,361	0.0203
Cupertino	59,022	531	31,340,682	1,567,034	391,759	9,402,205	1,200	0.0203
Los Gatos	29,854	531	15,852,474	792,624	198,156	4,755,742	607	0.0203
Los Altos	29,460	531	15,643,260	782,163	195,541	4,692,978	599	0.0203
Campbell	39,882	531	21,177,342	1,058,867	264,717	6,353,203	811	0.0203
Mountain View	75,275	531	39,971,025	1,998,551	499,638	11,991,308	1,530	0.0203
Monte Sereno <sup>1</sup>	3,373	531	1,791,063	89,553	22,388	537,319	69	0.0203
Los Altos Hills <sup>1</sup>	8,027	531	4,262,337	213,117	53,279	1,278,701	163	0.0203
<b>Total</b>	<b>1,041,302</b>	<b>Total</b>	<b>552,931,362</b>	<b>27,646,568</b>	<b>6,911,642</b>	<b>165,879,409</b>	<b>21,163</b>	<b>0.0203</b>

NET CHANGE OF GHG

Area	Existing GHG	Existing GHG	Proposed GHG	Proposed GHG	Net Change GHG	Net Change GHG
	CO2e Emissions per year (metric tons)	CO2e per person per year (metric tons)	CO2e Emissions per year (metric tons)	CO2e per person per year (metric tons)	CO2e Emissions per year (metric tons)	CO2e per person per year (metric tons)
<b>San Mateo</b>						
Unincorporated San Mateo County	888	0.0142	1,274	0.0203	386	0.0062
Belmont	370	0.0142	531	0.0203	161	0.0062
Brisbane	62	0.0142	88	0.0203	27	0.0062
Burlingame	412	0.0142	592	0.0203	179	0.0062
Colma	25	0.0142	36	0.0203	11	0.0062
Daly City	1,453	0.0142	2,085	0.0203	632	0.0062
East Palo Alto	403	0.0142	579	0.0203	175	0.0062
Foster City	437	0.0142	628	0.0203	190	0.0062
Half Moon Bay	163	0.0142	233	0.0203	71	0.0062
Menlo Park	460	0.0142	661	0.0203	200	0.0062
Millbrae	312	0.0142	449	0.0203	136	0.0062
Pacifica	533	0.0142	765	0.0203	232	0.0062
Portola Valley	62	0.0142	90	0.0203	27	0.0062
Redwood City	1,108	0.0142	1,590	0.0203	482	0.0062
San Bruno	601	0.0142	863	0.0203	262	0.0062
San Carlos	407	0.0142	584	0.0203	177	0.0062
San Mateo	1,392	0.0142	1,998	0.0203	606	0.0062
South San Francisco	911	0.0142	1,307	0.0203	396	0.0062
Woodside	76	0.0142	109	0.0203	33	0.0062
Atherton <sup>1</sup>	98	0.0142	140	0.0203	42	0.0062
Hillsborough <sup>1</sup>	156	0.0142	224	0.0203	68	0.0062
<b>Santa Clara County Cities</b>						
Milpitas	948	0.0142	1,361	0.0203	413	0.0062
Cupertino	836	0.0142	1,200	0.0203	364	0.0062
Los Gatos	423	0.0142	607	0.0203	184	0.0062
Los Altos	417	0.0142	599	0.0203	182	0.0062
Campbell	565	0.0142	811	0.0203	246	0.0062
Mountain View	1,066	0.0142	1,530	0.0203	464	0.0062
Monte Sereno <sup>1</sup>	48	0.0142	69	0.0203	21	0.0062
Los Altos Hills <sup>1</sup>	114	0.0142	163	0.0203	49	0.0062
<b>Total</b>	<b>14,745</b>	<b>0.0142</b>	<b>21,163</b>	<b>0.0203</b>	<b>6,418</b>	<b>0.0062</b>



---

**Appendix C**  
*Utilities Calculations*

<b>County of San Mateo Single Use Bag Ban Ordinance- Unincorporated San Mateo County and all participating municipalities</b>	
Plastic Bag Size (liters)	14
Paper Bag Size (liters)	20.48
Reusable bag size (liters)	37
Number of plastic bags used in participating jurisdictions per year	552,931,362
Number of plastic bags used in participating jurisdictions per day	1,514,880
Ordinance - Assume 95% switch to paper/reusable	
Number of Plastic bags still in (5% of existing)	75,744
Number of paper bags per day with 30% conversion	454,464
Number of reusable bags per day with 65% conversion	984,672

Conversions	
liters to gallons	0.26417205
Kg to short tons	0.00110231
MJ to kWh	0.27777778

<b>Water Use - Ecobilan</b>		<b>Existing Plastic bag</b>	<b>Proposed Plastic Bag Use (5%)</b>	<b>Paper bag</b>	<b>Reusable bag used 52 times</b>
Liters water per 9000 liters groceries		52.6	52.6	173	2.634615
Liters water per bag per day		0.081822222	0.081822222	0.393671111	0.010831
Liters water in Study Area per day		123950.8843	6197.544216	178909.4003	10665.18
Gallons per day		32744.35921	1637.21796	47262.86303	2817.442
Millions gallons per day (MGD) in Study Area		0.032744359	0.001637218	0.047262863	0.002817
MGD per year		11.95169111	0.597584556	17.25094501	1.028366
Increase in water use per year (MGD)					
Increase as a result of Ordinance - Million gallons per year	<b>6.925204865</b>				

<b>Wastewater - Ecobilan</b>		<b>Plastic bag</b>	<b>Proposed Plastic Bag Use (5%)</b>	<b>Paper bag</b>	<b>Reusable bag used 52 times</b>
Liters water per 9000 liters groceries		50	50	130.7	2.634615
Liters water per bag per day		0.077777778	0.077777778	0.297415111	0.010831
Liters water in Study Area per day		117824.0345	5891.201726	135164.5007	10665.18
Gallons per day		31125.81674	1556.290837	35706.68323	2817.442
Millions gallons per day (MGD) in Study Area		0.031125817	0.001556291	0.035706683	0.002817
MGD per year		11.36092311	0.568046155	13.03293938	1.028366
Increase in water use per year (MGD)					
Increase per day (MGD)					
Increase as a result of Ordinance - per year Million gallons	<b>3.268428838</b>				



<b>Solid Waste - Ecobilan</b>		<b>Plastic bag</b>	<b>Proposed Plastic Bag Use (5%)</b>	<b>Paper bag</b>	<b>Reusable bag used 52 times</b>
kg waste per 9000 liters groceries (w/EPA recycling)		4.19356	4.19356	3.83624	0.252115
kg waste per bag per day		0.006523316	0.006523316	0.008729577	0.001036
kg waste in City per day		9882.043164	494.1021582	3967.279755	1020.588
Tons per day (w/recycling)		10.893075	0.54465375	4.373172147	0.009
Tons per year		3975.972375	198.7986188	1596.207834	3.285011
Increase in solid waste per year (MGD)				-2379.764541	-3972.687
Increase as a result of Ordinance. Tons/year	<b>-2177.680911</b>				

**2007 recycle rate**

plastic bags	11.90%
paper bags	36.80%

<b>Energy - Ecobilan</b>		<b>Plastic bag</b>	<b>Proposed Plastic Bag Use (5%)</b>	<b>Paper bag</b>	<b>Reusable bag used 52 times</b>
MJ per 9000 liters groceries		286		295	15.48077
MJ per bag per day		0.444888889		0.671288889	0.063643
MJ in Study Area per day		673953.4775		305076.723	62667.66
kWh in Study Area per day		187209.3008		84743.53484	17407.68
million kWh in Study Area per day		0.187209301		0.084743535	0.017408
Increase in million kWh per day				-0.102465766	-0.169802
<b>Increase as a result of Ordinance. Million kWh</b>	<b>-0.085058083</b>				
<b>Increase in kWh</b>	<b>-85058.08293</b>				

<b>Water Use - Boustead</b>		<b>Plastic bag</b>	<b>Proposed Plastic Bag Use (5%)</b>	<b>Paper bag</b>
Gallons per 1000 paper bags (1500 plastic bags)		58	58	1004
Gallons per bag		0.038666667	0.038666667	1.004
Gallons water in Study Area per day		58575.37716	2928.768858	456281.9897
Millions gallons per day (MGD) in Study Area		0.058575377	0.002928769	0.45628199
MGD per year		21.38001266	1.069000633	166.5429262
Increase in water use per year (MGD)	146.2319142			
Increase in water per day	0.400635381			

<b>Solid Waste -Boustead</b>		<b>Plastic bag</b>	<b>Proposed Plastic Bag Use (5%)</b>	<b>Paper bag</b>	<b>Reusable bag used 52 times</b>
kg waste per 1000 paper bags (1500 plastic bags)		6.20224	6.20224	21.4248	
kg waste per bag per day		0.004134827	0.004134827	0.0214248	
kg waste in Study Area per day		6263.768056	313.1884028	9736.80316	
Tons per day		6.904614166	0.345230708	10.73297549	
Tons per year		2520.184171	126.0092085	3917.536054	
Increase in solid waste per year (MGD)				1397.351884	
Increase as a result of Ordinance. Tons/day	<b>4.173592034</b>				
Increase as a result of Ordinance. Tons/year	<b>1523.361092</b>				

<b>2007 recycle rate</b>	
plastic bags	11.90%
paper bags	36.80%

<b>Energy - Boustead</b>		<b>Plastic bag</b>	<b>Proposed Plastic Bag Use (5%)</b>	<b>Paper bag</b>	<b>Reusable bag used 52 times</b>
MJ per 1000 paper bags (1500 plastic)		763		2622	
MJ per bag per day		0.508666667		2.622	0
MJ in Study Area per day		770569.1858		1191604.957	0
kWh in Study Area per day		214046.9978		331001.3796	0
million kWh in Study Area per day		0.214046998		0.33100138	0
Increase in million kWh per day				<b>0.116954382</b>	
<b>Increase as a result of Ordinance. Million kWh</b>	<b>0.116954382</b>				
Increase in kWh	116954.3819				

Area	Population*	Existing: Total Plastic Bags Used Annually	Percent of total bag use	Water Use - Ecobilan (million gallons per year)	Wastewater Ecobilan (million gallons per year)	Solid Waste - Ecobilan	Energy - Ecobilan (Increase in kwh)	Water Use - Boustead (million gallons per year)	Solid Waste - Boustead (tons per year)	Energy - Boustead (kwh)
<b>San Mateo</b>										
Unincorporated San Mateo	62,695	33,291,045	6.02%	0.42	0.20	-131.11	-5,121.20	8.80	91.72	7,041.62
Belmont	26,123	13,871,313	2.51%	0.17	0.08	-54.63	-2,133.84	3.67	38.22	2,934.02
Brisbane	4,347	2,308,257	0.42%	0.03	0.01	-9.09	-355.08	0.61	6.36	488.24
Burlingame	29,106	15,455,286	2.80%	0.19	0.09	-60.87	-2,377.50	4.09	42.58	3,269.06
Colma	1,789	949,959	0.17%	0.01	0.01	-3.74	-146.13	0.25	2.62	200.93
Daly City	102,593	54,476,883	9.85%	0.68	0.32	-214.55	-8,380.24	14.41	150.09	11,522.79
East Palo Alto	28,467	15,115,977	2.73%	0.19	0.09	-59.53	-2,325.31	4.00	41.65	3,197.29
Foster City	30,895	16,405,245	2.97%	0.21	0.10	-64.61	-2,523.64	4.34	45.20	3,469.99
Half Moon Bay	11,478	6,094,818	1.10%	0.08	0.04	-24.00	-937.57	1.61	16.79	1,289.16
Menlo Park	32,513	17,264,403	3.12%	0.22	0.10	-67.99	-2,655.80	4.57	47.56	3,651.71
Millbrae	22,069	11,718,639	2.12%	0.15	0.07	-46.15	-1,802.69	3.10	32.29	2,478.69
Pacifica	37,658	19,996,398	3.62%	0.25	0.12	-78.75	-3,076.07	5.29	55.09	4,229.58
Portola Valley	4,411	2,342,241	0.42%	0.03	0.01	-9.22	-360.31	0.62	6.45	495.42
Redwood City	78,244	41,547,564	7.51%	0.52	0.25	-163.63	-6,391.31	10.99	114.47	8,788.02
San Bruno	42,451	22,541,481	4.08%	0.28	0.13	-88.78	-3,467.58	5.96	62.10	4,767.91
San Carlos	28,719	15,249,789	2.76%	0.19	0.09	-60.06	-2,345.89	4.03	42.01	3,225.59
San Mateo	98,298	52,196,238	9.44%	0.65	0.31	-205.57	-8,029.41	13.80	143.80	11,040.39
South San Francisco	64,307	34,147,017	6.18%	0.43	0.20	-134.49	-5,252.88	9.03	94.08	7,222.67
Woodside	5,386	2,859,966	0.52%	0.04	0.02	-11.26	-439.95	0.76	7.88	604.93
Atherton <sup>1</sup>	6,888	3,657,528	0.66%	0.05	0.02	-14.40	-562.64	0.97	10.08	773.63
Hillsborough <sup>1</sup>	11,006	5,844,186	1.06%	0.07	0.03	-23.02	-899.02	1.55	16.10	1,236.14
<b>Santa Clara County Cities</b>										
Milpitas	66,966	35,558,946	6.43%	0.45	0.21	-140.05	-5,470.07	9.40	97.97	7,521.32
Cupertino	59,022	31,340,682	5.67%	0.39	0.19	-123.43	-4,821.17	8.29	86.35	6,629.09
Los Gatos	29,854	15,852,474	2.87%	0.20	0.09	-62.43	-2,438.60	4.19	43.67	3,353.07
Los Altos	29,460	15,643,260	2.83%	0.20	0.09	-61.61	-2,406.42	4.14	43.10	3,308.82
Campbell	39,882	21,177,342	3.83%	0.27	0.13	-83.41	-3,257.74	5.60	58.34	4,479.37
Mountain View	75,275	39,971,025	7.23%	0.50	0.24	-157.42	-6,148.79	10.57	110.12	8,454.55
Monte Sereno <sup>1</sup>	3,373	1,791,063	0.32%	0.02	0.01	-7.05	-275.52	0.47	4.93	378.84
Los Altos Hills <sup>1</sup>	8,027	4,262,337	0.77%	0.05	0.03	-16.79	-655.68	1.13	11.74	901.56
<b>Total</b>	<b>1,041,302</b>	<b>552,931,362</b>	<b>100.00%</b>	<b>6.93</b>	<b>3.27</b>	<b>-2,177.68</b>	<b>-85,058.08</b>	<b>146.23</b>	<b>1,523.36</b>	<b>116,954.38</b>



---

**Appendix D**  
*Proposed Draft Ordinance*

## Single Use Bag Ban – Draft Ordinance Language

March 05, 2012

### Definitions

- A. "Customer" means any person obtaining goods from a retail establishment.
- B. "**Nonprofit charitable reuser**" means a charitable organization, as defined in Section 501(c)(3) of the Internal Revenue Code of 1986, or a distinct operating unit or division of the charitable organization, that reuses and recycles donated goods or materials and receives more than fifty percent of its revenues from the handling and sale of those donated goods or materials.
- C. "Person" means any natural person, firm, corporation, partnership, or other organization or group however organized.
- D. "Prepared food" means foods or beverages which are prepared on the premises by cooking, chopping, slicing, mixing, freezing, or squeezing, and which require no further preparation to be consumed. "Prepared food" does not include any raw, uncooked meat product or fruits or vegetables which are chopped, squeezed, or mixed.
- E. "**Recycled paper bag**" means a paper bag provided at the check stand, cash register, point of sale, or other point of departure for the purpose of transporting food or merchandise out of the establishment that contains no old growth fiber and a minimum of forty percent post-consumer recycled content; is one hundred percent recyclable; and has printed in a highly visible manner on the outside of the bag the words "Reusable" and "Recyclable," the name and location of the manufacturer, and the percentage of post-consumer recycled content.
- F. "**Public eating establishment**" means a restaurant, take-out food establishment, or any other business that receives ninety percent or more of its revenue from the sale of prepared food to be eaten on or off its premises.
- G. "**Retail establishment**" means any commercial establishment that sells perishable or nonperishable goods including, but not limited to, clothing, food, and personal items directly to the customer; and is located within or doing business within the geographical limits of the County of San Mateo. "Retail establishment" does not include public eating establishments or nonprofit charitable reusers.
- H. "**Reusable bag**" means either a bag made of cloth or other machine washable fabric that has handles, or a durable plastic bag with handles that is at least 2.25 mil thick and is specifically designed and manufactured for multiple reuse.
- I. "**Single-use carry-out bag**" means a bag other than a reusable bag provided at the check stand, cash register, point of sale or other point of departure, including departments within a store, for the purpose of transporting food or merchandise out of the establishment. "Single-use

carry-out bags” do not include bags without handles provided to the customer: (1) to transport prepared food, produce, bulk food or meat from a department within a store to the point of sale; (2) to hold prescription medication dispensed from a pharmacy; or (3) to segregate food or merchandise that could damage or contaminate other food or merchandise when placed together in a reusable bag or recycled paper bag

**.Single-use carry-out bag.**

A. No retail establishment shall provide a single-use carry-out bag to a customer, at the check stand, cash register, point of sale or other point of departure for the purpose of transporting food or merchandise out of the establishment except as provided in this section.

B. **On or before December 31, 2014** a retail establishment may make available for sale to a customer a recycled paper bag or a reusable bag for a minimum charge of ten cents.

C. **On or after January 1, 2015** a retail establishment may make available for sale to a customer a recycled paper bag or a reusable bag for a minimum charge of twenty-five cents.

D. Notwithstanding this section, no retail establishment may make available for sale a recycled paper bag or a reusable bag unless the amount of the sale of such bag is separately itemized on the sale receipt.

E. A retail establishment may provide a customer participating in the California Special Supplement Food Program for Women, Infants, and Children pursuant to Article 2 (commencing with Section 123275) of Chapter 1 of Part 2 of Division 106 of the Health and Safety Code; and a customer participating in the Supplemental Food Program pursuant to Chapter 10 (commencing with Section 15500) of Part 3 of Division 9 of the California Welfare and Institutions Code, with one or more recycled paper bags at no cost through December 31, 2014.

**Recordkeeping and Inspection.**

Every retail establishment shall keep complete and accurate record or documents of the purchase and sale of any recycled paper bag or reusable bag by the retail establishment, for a minimum period of three years from the date of purchase and sale, which record shall be available for inspection at no cost to the county during regular business hours by any county employee authorized to enforce this part. Unless an alternative location or method of review is mutually agreed upon, the records or documents shall be available at the retail establishment address. The provision of false information including incomplete records or documents to the county shall be a violation of this section.

### **Administrative fine.**

(a) Grounds for Fine. A fine may be imposed upon findings made by the Director of the Environmental Health Division, or his or her designee, that any retail establishment has provided a single-use carry-out bag to a customer in violation of this Chapter.

(b) Amount of Fine. Upon findings made under subsection (a), the retail establishment shall be subject to an administrative fine as follows:

(1) A fine not exceeding one hundred dollars (\$100.00) for a first violation;

(2) A fine not exceeding two hundred dollars (\$200.00) for a second violation;

(3) A fine not exceeding five hundred dollars (\$500) for the third and subsequent violations;

(4) Each day that a retail establishment has provided single-use carry-out bags to a customer constitutes a separate violation.

(c) Fine Procedures. Notice of the fine shall be served on the retail establishment. The notice shall contain an advisement of the right to request a hearing before the Director of the Environmental Health Division or his or her designee contesting the imposition of the fine. The grounds for the contest shall be that the retail establishment did not provide a single-use carry-out bag to any customer. Said hearing must be requested within ten days of the date appearing on the notice of the fine. The decision of the Director of the Environmental Health Division shall be based upon a finding that the above listed ground for a contest has been met and shall be a final administrative order, with no administrative right of appeal.

(d) Failure to Pay Fine. If said fine is not paid within 30 days from the date appearing on the notice of the fine or of the notice of determination of the Director of the Environmental Health Division or his or her designee after the hearing, the fine shall be referred to a collection agency.

### **Severability.**

If any provision of this chapter or the application of such provision to any person or in any circumstances shall be held invalid, the remainder of this chapter, or the application of such provision to person or in circumstances other than those as to which it is held invalid, shall not be affected thereby.

### **Enforcement of this chapter when adopted.**

The Environmental Health Division is hereby directed to enforce Chapter 4.114 of Title 4 within an incorporated area of the County of San Mateo if the governing body of that incorporated area does each of the following:



(a) Adopts, and makes part of its municipal code:

(1) Chapter 4.114 of Title 4 in its entirety by reference; or

(2) An ordinance that contains each of the provisions of Chapter 4.114 of Title 4

(b) Authorizes, by ordinance or resolution, the Environmental Health Division to enforce the municipal code adopted pursuant to subsection (a) of this section, such authorization to include, without limitation, the authority to hold hearings and issue administrative fines within the incorporated area of the public entity.

DRAFT



## **Appendix E**

*List of Potential Retailers in Study Area*

COMPANY NAME	ADDRESS	CITY	COUNTY	PRIMARY SIC DESCRIPTION			2,500 - 9,999
Fresh Apparel	517 Marine View Ave	Belmont	San Mateo	Apparel & Garments-Retail	Aquariums & Aquarium Supls		0 - 2,499
Fish Doctor	PO Box 122	Belmont	San Mateo	Aquariums & Aquarium Supls- Leasing/Mntc	Backpacking & Mountaineering- Equip/Supl	Health Clubs Studios & Gymnasiums	2,500 - 9,999
Planet Granite	100 El Camino Real	Belmont	San Mateo	Backpacking & Mountaineering-Equip/Supl	Sporting Goods-Retail	Screen Printing (Mfrs)	2,500 - 9,999
California Sports & Cyclery	1464 El Camino Real	Belmont	San Mateo	Bicycles-Dealers	Bicycles-Dealers		2,500 - 9,999
Passion Trail Bikes	415 Old County Rd # C	Belmont	San Mateo	Bicycles-Dealers	Book Dealers-Retail		2,500 - 9,999
Bananaseed Books & Media	1301 Old County Rd	Belmont	San Mateo	Book Dealers-Retail	Book Dealers-Retail		2,500 - 9,999
Follett Book Store	1500 Ralston Ave	Belmont	San Mateo	Book Dealers-Retail	Boutique Items-Retail		0 - 2,499
Vintage Visions	2024 Mezes Ave	Belmont	San Mateo	Boutique Items-Retail	Candy & Confectionery-Retail		2,500 - 9,999
Emay's Sweet Shop	1031 Alameda DE Las Pulgas	Belmont	San Mateo	Candy & Confectionery-Retail	Cigar Cigarette & Tobacco Dealers-Retail		0 - 2,499
Belmont Smoke Shop & Novelties	840 El Camino Real # A	Belmont	San Mateo	Cigar Cigarette & Tobacco Dealers-Retail	Clothing-Retail		2,500 - 9,999
B Chic Fashions	1027 Alameda DE Las Pulgas	Belmont	San Mateo	Clothing-Retail	Collectibles	Baseball Sports Cards & Memorabilia	2,500 - 9,999
Peninsula Sports Cards	572 El Camino Real	Belmont	San Mateo	Collectibles	Convenience Stores	Grocers-Retail	0 - 2,499
7-Eleven	400 El Camino Real	Belmont	San Mateo	Convenience Stores	Convenience Stores	Service Stations-Gasoline & Oil	0 - 2,499
AMPM	470 Ralston Ave	Belmont	San Mateo	Convenience Stores	Electronic Equipment & Supplies-Retail		2,500 - 9,999
B K Sales & Svc LLC	3211 Longfellow Dr	Belmont	San Mateo	Electronic Equipment & Supplies-Retail	Electronic Equipment & Supplies-Retail	Data Processing Equipment (Whls)	2,500 - 9,999
Radioshack	870 Ralston Ave	Belmont	San Mateo	Electronic Equipment & Supplies-Retail	Electronic Equipment & Supplies-Retail		0 - 2,499
Remotequest	1509 Harbor Blvd	Belmont	San Mateo	Electronic Equipment & Supplies-Retail	Electronic Equipment & Supplies-Retail		2,500 - 9,999
Robot Store	1355 Shoreway Rd	Belmont	San Mateo	Electronic Equipment & Supplies-Retail	Video Games		2,500 - 9,999
Gamestop	1200 El Camino Real	Belmont	San Mateo	Games & Game Supplies	General Merchandise-Retail		0 - 2,499
G7g LLC	527 Cambridge St	Belmont	San Mateo	General Merchandise-Retail	Golf Equipment & Supplies-Retail		0 - 2,499
Golf Town Of Belmont	574 El Camino Real	Belmont	San Mateo	Golf Equipment & Supplies- Retail	Greeting Cards-Retail		2,500 - 9,999
Jacki Paper	2015 Belle Monti Ave	Belmont	San Mateo	Greeting Cards-Retail	Greeting Cards-Retail		2,500 - 9,999
Lone Eagle Creations	2607 Ponce Ave	Belmont	San Mateo	Greeting Cards-Retail	Grocers-Retail		0 - 2,499
Kumud Groceries & Koriander	520 Masonic Way	Belmont	San Mateo	Grocers-Retail	Grocers-Retail	Meat-Retail	40,000+
Lunardi's Markets	1085 Alameda DE Las Pulgas	Belmont	San Mateo	Grocers-Retail	Grocers-Retail		0 - 2,499
Namaste Plaza	890 Ralston Ave	Belmont	San Mateo	Grocers-Retail	Grocers-Retail	Bakers-Retail	40,000+
Safeway	1100 El Camino Real	Belmont	San Mateo	Grocers-Retail	Grocers-Retail		2,500 - 9,999
Safeway	2100 Ralston Ave	Belmont	San Mateo	Grocers-Retail	Hardware-Retail	Hardware-Manufacturers	2,500 - 9,999
Belmont Hardware	940 El Camino Real	Belmont	San Mateo	Hardware-Retail	Hardware-Retail		2,500 - 9,999

Carlmont Ace Hardware	1029 Alameda DE Las Pulgas	Belmont	San Mateo	Hardware-Retail Hobby & Model Constr Supplies-Retail	Hobby & Model Constr Supplies-Retail		2,500 - 9,999
Kwok Silas Helicopters	PO Box 558	Belmont	San Mateo	Nurserymen	Lawn & Garden Equip & Supplies-Retail		2,500 - 9,999
Carlmont Nursery	2029 Ralston Ave	Belmont	San Mateo		Office Supplies		2,500 - 9,999
Skyline Biz Products LLC	1231 Academy Ave	Belmont	San Mateo	Office Supplies	Pet Supplies & Foods-Retail		0 - 2,499
Dolly's Treasures	1020 Sixth Ave	Belmont	San Mateo	Pet Supplies & Foods-Retail	Variety Stores	Vitamin & Food Supplements	10,000 - 39,999
Walgreens	900 Ralston Ave	Belmont	San Mateo	Pharmacies	Service Stations-Gasoline & Oil	Automobile Air Conditioning Equipment	0 - 2,499
Belmont 76 Svc Ctr	995 Ralston Ave	Belmont	San Mateo	Service Stations-Gasoline & Oil	Service Stations-Gasoline & Oil		0 - 2,499
Belmont Shell	2000 Ralston Ave	Belmont	San Mateo	Service Stations-Gasoline & Oil	Convenience Stores	Alternative Fuels	0 - 2,499
Chevron	2045 Ralston Ave	Belmont	San Mateo	Service Stations-Gasoline & Oil	Service Stations-Gasoline & Oil		0 - 2,499
Flyers	610 Harbor Blvd	Belmont	San Mateo	Service Stations-Gasoline & Oil	Service Stations-Gasoline & Oil	Alternative Fuels	0 - 2,499
Mobil Belmont	701 Harbor Blvd	Belmont	San Mateo	Service Stations-Gasoline & Oil	Service Stations-Gasoline & Oil	Alternative Fuels	0 - 2,499
Travis 76	699 Ralston Ave	Belmont	San Mateo	Service Stations-Gasoline & Oil	Soccer Equipment & Supplies		2,500 - 9,999
Soccer Pro	578 El Camino Real	Belmont	San Mateo	Soccer Equipment & Supplies	Uniforms	Soccer Equipment & Supplies	2,500 - 9,999
Kickers Soccer Shop	519 Marine View Ave # B	Belmont	San Mateo	Sporting Goods-Retail	Sporting Goods-Retail		0 - 2,499
Mad Marks Mysterious Old Bike	1724 Chula Vista Dr	Belmont	San Mateo	Sporting Goods-Retail	Sportswear-Retail		2,500 - 9,999
Active Stickwear	1101 Village Dr # 6	Belmont	San Mateo	Sportswear-Retail	Vacuum Cleaners-Household-Dealers		2,500 - 9,999
Modern Day Built-In Vacuums	951 Old County Rd # 332	Belmont	San Mateo	Vacuum Cleaners-Household- Dealers	Department Stores	Retail Shops	2,500 - 9,999
Dollar Tree	516 El Camino Real	Belmont	San Mateo	Variety Stores	Vitamin & Food Supplements		2,500 - 9,999
Fitness Enterprise	2711 All View Way	Belmont	San Mateo	Vitamin & Food Supplements	Wines-Retail		0 - 2,499
Carlmont Liquors	2035 Ralston Ave	Belmont	San Mateo	Wines-Retail	Wines-Retail		0 - 2,499
Morrison Family Winery Inc	9512 Old County Rd	Belmont	San Mateo	Wines-Retail	Wines-Retail		0 - 2,499
Uncorked Fine Wines	515 Middlesex Rd	Belmont	San Mateo	Wines-Retail	Men's Clothing & Furnishings-Retail	Women's Apparel-Retail	10,000 - 39,999
Gem Dandy Co	6 Seagate Pl	Belmont	San Mateo	Jewelers-Retail	Food Products-Retail		2,500 - 9,999
Razzle Bedazzle	1573 Escondido Way	Belmont	San Mateo	Jewelers-Retail	Food Products-Retail		0 - 2,499
White Dove Jewelry	1050 El Camino Real # B	Belmont	San Mateo	Jewelers-Retail	Fountains-Garden Display Etc	Fireplaces Nonmetallic Mineral Products	2,500 - 9,999
American Eagle Outfitters	100 N Hill Dr	Brisbane	San Mateo	Clothing-Retail	Fountains-Garden Display Etc	Nec (Mfrs)	0 - 2,499
Big Apple Provision	246 Valley Dr	Brisbane	San Mateo	Food Products-Retail	Gourmet Shops		2,500 - 9,999
Pitco Foods	385 Valley Dr	Brisbane	San Mateo	Food Products-Retail	Grocers-Retail		0 - 2,499
Galleria Home & Garden Decor	460 Valley Dr	Brisbane	San Mateo	Garden Ornaments	Hardware-Retail		2,500 - 9,999

Statue Factory LLC	10 Industrial Way	Brisbane	San Mateo	Garden Ornaments	Hardware-Retail	Windows-Metal	10,000 - 39,999
Lettieri & Co LTD	120 Park Ln	Brisbane	San Mateo	Gourmet Shops	Liquors-Retail		0 - 2,499
Midtown Market	249 Visitacion Ave	Brisbane	San Mateo	Grocers-Retail	Office Supplies	Copying & Duplicating Machines & Supls	2,500 - 9,999
Brisbane Hardware & Supplies	1 Visitacion Ave	Brisbane	San Mateo	Hardware-Retail	Office Supplies		2,500 - 9,999
Sierra Point Lumber	601 Tunnel Ave	Brisbane	San Mateo	Hardware-Retail	Pharmacies		10,000 - 39,999
Julie's Brisbane Liquor & Deli	45 Visitacion Ave	Brisbane	San Mateo	Liquors-Retail	Sporting Goods-Retail		2,500 - 9,999
A2Z Business Systems	200 Valley Dr # 12	Brisbane	San Mateo	Office Supplies	Trading Posts		0 - 2,499
NBC Stationery & Gift Inc	200 Valley Dr # 1	Brisbane	San Mateo	Office Supplies	Women's Apparel-Retail	Apparel Design & Mfg	2,500 - 9,999
Shivster Pharmacy Svc	121 Crescent Ct	Brisbane	San Mateo	Pharmacies	Antiques-Dealers		0 - 2,499
N G Sports LLC	185 Valley Dr	Brisbane	San Mateo	Sporting Goods-Retail	Antiques-Dealers		0 - 2,499
See's Trading Co	100 W Hill Dr	Brisbane	San Mateo	Trading Posts	Antiques-Dealers		0 - 2,499
Bebe Stores Inc	400 Valley Dr	Brisbane	San Mateo	Women's Apparel-Retail	Antiques-Dealers	Thrift Shops	2,500 - 9,999
Lloyds' Jewelry	106 Old County Rd	Brisbane	San Mateo	Jewelers-Retail	Antiques-Dealers		0 - 2,499
Albert's Antiques	251 Primrose Rd	Burlingame	San Mateo	Antiques-Dealers	Baby Accessories		10,000 - 39,999
Awesome Antiques	1155 California Dr	Burlingame	San Mateo	Antiques-Dealers	Bicycles-Dealers		2,500 - 9,999
Bloomfield Road	1007 California Dr	Burlingame	San Mateo	Antiques-Dealers	Book Dealers-Retail		2,500 - 9,999
Janakos & Co	1001 California Dr	Burlingame	San Mateo	Antiques-Dealers	Book Dealers-Used & Rare		0 - 2,499
William Warmboe & Co Antiques	PO Box 1184	Burlingame	San Mateo	Antiques-Dealers	Boutique Items-Retail		2,500 - 9,999
Baby C	311 Lorton Ave	Burlingame	San Mateo	Baby Accessories	Boutique Items-Retail		2,500 - 9,999
Summit Bicycles	1031 California Dr	Burlingame	San Mateo	Bicycles-Dealers	Boutique Items-Retail		2,500 - 9,999
Books Inc	1375 Burlingame Ave # 100	Burlingame	San Mateo	Book Dealers-Retail	Boutique Items-Retail		2,500 - 9,999
Historicana	1200 Edgehill Dr	Burlingame	San Mateo	Book Dealers-Used & Rare	Boutique Items-Retail		0 - 2,499
Bella Bottega	1112 Burlingame Ave	Burlingame	San Mateo	Boutique Items-Retail	Candy & Confectionery-Retail	Wedding Supplies & Services	2,500 - 9,999
Elie Boutique	1352 Broadway	Burlingame	San Mateo	Boutique Items-Retail	Candy & Confectionery-Retail		2,500 - 9,999
Francescas Collections	1235 Burlingame Ave	Burlingame	San Mateo	Boutique Items-Retail	Candy & Confectionery-Retail		0 - 2,499
Picasso's Closet LLC	318 Lorton Ave	Burlingame	San Mateo	Boutique Items-Retail	Candy & Confectionery-Retail		2,500 - 9,999
Tulip Clothing Boutique	1223 Donnelly Ave	Burlingame	San Mateo	Boutique Items-Retail	Candy & Confectionery-Retail		2,500 - 9,999
Aida Opera Candies	1375 Burlingame Ave # 104	Burlingame	San Mateo	Candy & Confectionery-Retail	Maternity Apparel		10,000 - 39,999

Candy Bouquet	2309 Valdivia Way	Burlingame	San Mateo	Candy & Confectionery-Retail	Childrens & Infants Wear-Retail		10,000 - 39,999
Nuts For Candy	1241 Broadway	Burlingame	San Mateo	Candy & Confectionery-Retail	Childrens & Infants Wear-Retail		10,000 - 39,999
Powell's Sweet Shoppe	1166 Howard Ave	Burlingame	San Mateo	Candy & Confectionery-Retail	Childrens & Infants Wear-Retail		10,000 - 39,999
See's Candies	1843 El Camino Real	Burlingame	San Mateo	Candy & Confectionery-Retail	Childrens & Infants Wear-Retail		10,000 - 39,999
Baby Gap	1390 Burlingame Ave	Burlingame	San Mateo	Childrens & Infants Wear-Retail	Childrens & Infants Wear-Retail		10,000 - 39,999
Gymboree	1311 Burlingame Ave	Burlingame	San Mateo	Childrens & Infants Wear-Retail	Childrens & Infants Wear-Retail	Consignment Shops	2,500 - 9,999
Janie & Jack	1202 Burlingame Ave	Burlingame	San Mateo	Childrens & Infants Wear-Retail	Chinese Food Products		2,500 - 9,999
Kristi	4 Belvedere Ct	Burlingame	San Mateo	Childrens & Infants Wear-Retail	Cigar Cigarette & Tobacco Dealers-Retail	Smoke Shops & Supplies	0 - 2,499
Naartjie Inc	533 Airport Blvd # 300	Burlingame	San Mateo	Childrens & Infants Wear-Retail	Men's Clothing & Furnishings-Retail	Women's Apparel-Retail	10,000 - 39,999
Spike & Annie	891 California Dr	Burlingame	San Mateo	Childrens & Infants Wear-Retail	Men's Clothing & Furnishings-Retail	Women's Apparel-Retail	10,000 - 39,999
Too Cute	1375 Burlingame Ave # A	Burlingame	San Mateo	Childrens & Infants Wear-Retail	Clothing-Retail	Internet & Catalog Shopping	2,500 - 9,999
Westcoast Noodle	1550 Rollins Rd # F	Burlingame	San Mateo	Chinese Food Products	Clothing-Retail		2,500 - 9,999
Burlingame Tobacconists	1404 Burlingame Ave	Burlingame	San Mateo	Cigar Cigarette & Tobacco Dealers-Retail	Men's Clothing & Furnishings-Retail	Women's Apparel-Retail	10,000 - 39,999
Abercrombie & Fitch	1420 Burlingame Ave	Burlingame	San Mateo	Clothing-Retail	Men's Clothing & Furnishings-Retail	Women's Apparel-Retail	10,000 - 39,999
Banana Republic	1218 Burlingame Ave	Burlingame	San Mateo	Clothing-Retail	Women's Apparel-Retail		10,000 - 39,999
Bullock & Jones LLC	700 Airport Blvd # 470	Burlingame	San Mateo	Clothing-Retail	Women's Apparel-Retail		10,000 - 39,999
Flair LLC	819 Cowan Rd # D	Burlingame	San Mateo	Clothing-Retail	Women's Apparel-Retail		10,000 - 39,999
Gap	1294 Burlingame Ave	Burlingame	San Mateo	Clothing-Retail	Clothing-Retail		2,500 - 9,999
J Crew	1234 Burlingame Ave	Burlingame	San Mateo	Clothing-Retail	Clothing-Retail		2,500 - 9,999
LOFT	1348 Burlingame Ave	Burlingame	San Mateo	Clothing-Retail	Clothing-Retail		2,500 - 9,999
LOFT	1420 Burlingame Ave	Burlingame	San Mateo	Clothing-Retail	Clothing-Retail		10,000 - 39,999
Ralph Lauren	1304 Burlingame Ave	Burlingame	San Mateo	Clothing-Retail	Consignment Shops		0 - 2,499
Sheer & Sultry	533 Airport Blvd # 400	Burlingame	San Mateo	Clothing-Retail	Computer & Equipment Dealers		2,500 - 9,999

Teens Helping Teens	1609 Ray Dr	Burlingame	San Mateo	Clothing-Retail	Consignment Shops		2,500 - 9,999
Trina Turk Burlingame	1223 Burlingame Ave	Burlingame	San Mateo	Clothing-Retail	Consignment Shops	Jewelry Buyers (Whls)	2,500 - 9,999
Urban Outfitters	220 Primrose Rd	Burlingame	San Mateo	Clothing-Retail	Convenience Stores	Grocers-Retail	2,500 - 9,999
Encore High End Designers	1375 Burlingame Ave # 200	Burlingame	San Mateo	Clothing-Used Computer & Equipment Dealers	Convenience Stores	Grocers-Retail Beauty Salons-Equipment & Supplies-Mfrs	0 - 2,499 2,500 - 9,999
Apple Store	1301 Burlingame Ave	Burlingame	San Mateo	Consignment Shops	Cosmetics & Perfumes-Retail		0 - 2,499
Fine Consign Sutterfield Consignment Gllry	233 California Dr 1174 Broadway	Burlingame	San Mateo	Consignment Shops	Cosmetics & Perfumes-Retail		2,500 - 9,999
7-Eleven KWIK & Convenient Market	975 Rollins Rd 505 California Dr	Burlingame	San Mateo	Convenience Stores	Cosmetics & Perfumes-Retail		0 - 2,499 2,500 - 9,999
Alexander Aesthetics	1675 Rollins Rd # D	Burlingame	San Mateo	Cosmetics & Perfumes-Retail	Cosmetics & Perfumes-Retail		0 - 2,499
Bella Luna	1310 Broadway	Burlingame	San Mateo	Cosmetics & Perfumes-Retail	Cosmetics & Perfumes-Retail	Beauty Salons-Equipment & Supls (Whls)	10,000 - 39,999
French Transit LTD	398 Beach Rd	Burlingame	San Mateo	Cosmetics & Perfumes-Retail	Department Stores		40,000+
Rejuvalon Skin Care	1211 Broadway	Burlingame	San Mateo	Cosmetics & Perfumes-Retail	Electronic Equipment & Supplies-Retail	Data Processing Equipment (Whls)	2,500 - 9,999
Sephora	1205 Burlingame Ave	Burlingame	San Mateo	Cosmetics & Perfumes-Retail	Fabric Shops	Draperies & Curtains- Retail/Custom Made	2,500 - 9,999
Sothys North California	1550 Rollins Rd # A	Burlingame	San Mateo	Cosmetics & Perfumes-Retail Cosmetics-Manufacturers Equipment (Mfrs)	Fashion Designers	Importers (Whls)	2,500 - 9,999
BEAUTYNATURALLYCOM	PO Box 4905	Burlingame	San Mateo	Department Stores	Food Markets		0 - 2,499
Unforgettable Promotions	1613 Albemarle Way	Burlingame	San Mateo	Electronic Equipment & Supplies-Retail	Food Products-Retail		0 - 2,499
Radioshack Calico Corners Calico Home	236 Lorton Ave 1100 Howard Ave # A	Burlingame	San Mateo	Fabric Shops	Fruits & Vegetables & Produce-Retail		0 - 2,499
Apparel Workshop	1720 Marco Polo Way # E	Burlingame	San Mateo	Fashion Designers	Games & Game Supplies		2,500 - 9,999
Oak Road Market & Deli	1000 Oak Grove Ave	Burlingame	San Mateo	Food Markets	General Merchandise-Retail	Physicians & Surgeons Equip & Supls-Mfrs	0 - 2,499
Pacific Tyros Co Burlingame Farmers Market	1299 Bayshore Hwy # 130 1236 Broadway	Burlingame	San Mateo	Food Products-Retail Fruits & Vegetables & Produce- Retail	General Merchandise-Retail Gift Shops		0 - 2,499 0 - 2,499

De Sol Corp	880 Mitten Rd # 106	Burlingame	San Mateo	Fruits & Vegetables & Produce-Retail	Gift Shops		0 - 2,499
Rm World Trading Corp	846 Stanton Rd	Burlingame	San Mateo	Games & Game Supplies	Greeting Cards-Retail		2,500 - 9,999
Precision Products	845 Malcolm Rd # 6	Burlingame	San Mateo	General Merchandise-Retail	Gift Shops	Engravers-Plastic Wood & Etc (Mfrs)	2,500 - 9,999
S B Products	845 Malcolm Rd	Burlingame	San Mateo	General Merchandise-Retail	Gift Shops		0 - 2,499
Junkos Gift Shop	1177 Airport Blvd	Burlingame	San Mateo	Gift Shops	Gift Shops		0 - 2,499
Kuru Kulla Tibetan Gift Shop	1117 Burlingame Ave	Burlingame	San Mateo	Gift Shops	Gift Shops		2,500 - 9,999
Papyrus	1227 Burlingame Ave	Burlingame	San Mateo	Gift Shops	Gift Shops		2,500 - 9,999
Personal Touch	257 Primrose Rd	Burlingame	San Mateo	Gift Shops	Gourmet Shops		2,500 - 9,999
Sampson Enterprises	70 Tiptoe Ln	Burlingame	San Mateo	Gift Shops	Grocers-Retail		0 - 2,499
Sphinx Gifts	150 Anza Blvd	Burlingame	San Mateo	Gift Shops	Grocers-Retail		0 - 2,499
Travel Traders	1333 Bayshore Hwy	Burlingame	San Mateo	Gift Shops	Grocers-Retail		0 - 2,499
Willa Home	1414 Burlingame Ave	Burlingame	San Mateo	Gift Shops	Grocers-Retail	Bakers-Retail	2,500 - 9,999
Forever Cheese Inc	340 Lorton Ave # 210	Burlingame	San Mateo	Gourmet Shops	Grocers-Retail		0 - 2,499
Adeline Market	1508 Adeline Dr	Burlingame	San Mateo	Grocers-Retail	Grocers-Retail		0 - 2,499
Cj's Gourmet Delicatessen	290 Primrose Rd	Burlingame	San Mateo	Grocers-Retail	Grocers-Retail	Florists-Retail	40,000+
European Mini Market	1138 Chula Vista Ave	Burlingame	San Mateo	Grocers-Retail	Grocers-Retail		2,500 - 9,999
Lunardi's Markets	1825 El Camino Real	Burlingame	San Mateo	Grocers-Retail	Hair Goods & Supplies-Retail	Beauty Salons-Equipment & Supls (Whls)	2,500 - 9,999
Market Alternative	880 Mitten Rd	Burlingame	San Mateo	Grocers-Retail	Hardware-Retail		2,500 - 9,999
Mollie Stone's Markets	1477 Chapin Ave	Burlingame	San Mateo	Grocers-Retail	Hardware-Retail		2,500 - 9,999
Safeway	1450 Howard Ave	Burlingame	San Mateo	Grocers-Retail	Hardware-Retail	Plumbing Fixtures & Supplies-New-Retail	2,500 - 9,999
Safeway	201 Primrose Rd	Burlingame	San Mateo	Grocers-Retail	Hardware-Retail	Paint-Retail	2,500 - 9,999
Peninsula Beauty Supply	1319 Burlingame Ave	Burlingame	San Mateo	Hair Goods & Supplies-Retail	Stereophonic & High Fidelity Equip-Dlrs		2,500 - 9,999
Ace Burlingame Hardware	235 Park Rd	Burlingame	San Mateo	Hardware-Retail	Lawn & Garden Equip & Supplies-Retail		10,000 - 39,999



Albeco Inc	1477 Chapin Ave	Burlingame	San Mateo	Hardware-Retail	Leather Clothing-Retail		2,500 - 9,999
Broadway Hardware	1326 Broadway	Burlingame	San Mateo	Hardware-Retail	Lingerie		10,000 - 39,999
Burlington Ace Hardware	235 Park Rd	Burlingame	San Mateo	Hardware-Retail	Liquors-Retail		0 - 2,499
Sound Perfection	1525 Rollins Rd	Burlingame	San Mateo	Home Automation Systems Hydroponics Equipment & Supplies	Liquors-Retail	Wines-Retail	2,500 - 9,999
Global Garden Supply	1350 Rollins Rd	Burlingame	San Mateo		Liquors-Retail	Wines-Retail	2,500 - 9,999
Western Storex	915 Howard Ave	Burlingame	San Mateo	Leather Clothing-Retail	Liquors-Retail		0 - 2,499
Charmelle 28	1445 Burlingame Ave	Burlingame	San Mateo	Lingerie	Luggage-Retail	Luggage-Repairing	10,000 - 39,999
Baggy's Liquors	1535 Plaza Ln	Burlingame	San Mateo	Liquors-Retail	Maternity Apparel		2,500 - 9,999
BEVMO!	1462 Burlingame Ave	Burlingame	San Mateo	Liquors-Retail	Men's Clothing & Furnishings-Retail Needlework & Needlework Materials- Retail		2,500 - 9,999
Prestige Wines & Liquors	1300 Burlingame Ave	Burlingame	San Mateo	Liquors-Retail			2,500 - 9,999
Young's Burlingame Liquor	1408 Broadway	Burlingame	San Mateo	Liquors-Retail	Nurserymen		0 - 2,499
Luggage Center	1200 Burlingame Ave	Burlingame	San Mateo	Luggage-Retail	Office Supplies	Federal Government Contractors	2,500 - 9,999
A Pea In The Pod	1350 Burlingame Ave	Burlingame	San Mateo	Maternity Apparel Men's Clothing & Furnishings- Retail	Office Supplies		2,500 - 9,999
Sam Malouf	1460 Burlingame Ave	Burlingame	San Mateo		Party Supplies	Party Supplies-Renting	0 - 2,499
Status Thimble	277 Primrose Rd	Burlingame	San Mateo	Needlework & Needlework Materials-Retail	Party Supplies	Party Supplies-Renting	0 - 2,499
Focus Day Program	755 California Dr	Burlingame	San Mateo	Nurserymen	Party Supplies		2,500 - 9,999
Argon Office Supplies Inc	1731 Adrian Rd # 2	Burlingame	San Mateo	Office Supplies	Pet Supplies & Foods-Retail		2,500 - 9,999
Godfrey Group	533 Airport Blvd # 400	Burlingame	San Mateo	Office Supplies	Pet Supplies & Foods-Retail		0 - 2,499
Blue Water Party Rentals	870 Mahler Rd	Burlingame	San Mateo	Party Supplies	Pharmacies		10,000 - 39,999
Calmont Party	5 Lorton Ave	Burlingame	San Mateo	Party Supplies	Pharmacies		10,000 - 39,999
MSH Party Rentals	845 Stanton Rd	Burlingame	San Mateo	Party Supplies	Variety Stores	Vitamin & Food Supplements	10,000 - 39,999
Pet Food Express	261 Park Rd	Burlingame	San Mateo	Pet Supplies & Foods-Retail	Pharmacies		10,000 - 39,999
Plaza De Paws	1429 Burlingame Ave	Burlingame	San Mateo	Pet Supplies & Foods-Retail	Pharmacies		10,000 - 39,999

Bidragon Pharmservice LLC	1453 El Camino Real # 2	Burlingame	San Mateo	Pharmacies	Pharmacies		10,000 - 39,999
Broadway Pharmacy	1300 Broadway	Burlingame	San Mateo	Pharmacies	Pharmacies		10,000 - 39,999
CVS Pharmacy	1871 El Camino Real	Burlingame	San Mateo	Pharmacies	Variety Stores	Vitamin & Food Supplements	10,000 - 39,999
Monazza's Pharmacy	1828 El Camino Real # 104	Burlingame	San Mateo	Pharmacies	Variety Stores	Vitamin & Food Supplements	10,000 - 39,999
Peninsula Hospital Pharmacy	1783 El Camino Real	Burlingame	San Mateo	Pharmacies	Shoes-Retail		2,500 - 9,999
PMC Pharmacy	843 Malcolm Rd	Burlingame	San Mateo	Pharmacies	Scrapbook Albums & Supplies		2,500 - 9,999
Seventeen Fifty Medical Ctr	1750 El Camino Real # 101	Burlingame	San Mateo	Pharmacies	Service Stations-Gasoline & Oil	Automated Teller Machines	0 - 2,499
Walgreens	1160 Broadway	Burlingame	San Mateo	Pharmacies	Service Stations-Gasoline & Oil	Car Washing & Polishing	0 - 2,499
Walgreens	260 El Camino Real	Burlingame	San Mateo	Pharmacies	Service Stations-Gasoline & Oil		0 - 2,499
A Runner's Mind	1199 Howard Ave # 101	Burlingame	San Mateo	Running & Jogging Supplies	Service Stations-Gasoline & Oil	Gasoline & Oil Bulk Stations (Whls)	0 - 2,499
BCSI	433 Airport Blvd # 316	Burlingame	San Mateo	Scrapbook Albums & Supplies	Service Stations-Gasoline & Oil	Petroleum Products-Manufacturers	0 - 2,499
Airport 76	1200 Bayshore Hwy	Burlingame	San Mateo	Service Stations-Gasoline & Oil	Service Stations-Gasoline & Oil		0 - 2,499
Bayshore Shell	1390 Bayshore Hwy	Burlingame	San Mateo	Service Stations-Gasoline & Oil	Service Stations-Gasoline & Oil	Importers (Whls)	0 - 2,499
Broadway 76	1480 Broadway	Burlingame	San Mateo	Service Stations-Gasoline & Oil	Service Stations-Gasoline & Oil	Gas-Liquefied Petro-Bttld/Bulk (Whls)	0 - 2,499
Burlingame 76	1876 El Camino Real	Burlingame	San Mateo	Service Stations-Gasoline & Oil	Shoes-Orthopedic		2,500 - 9,999
Chevron	1101 Broadway	Burlingame	San Mateo	Service Stations-Gasoline & Oil	Shoes-Retail		2,500 - 9,999
Chevron	260 El Camino Real	Burlingame	San Mateo	Service Stations-Gasoline & Oil	Shoes-Retail		2,500 - 9,999
Gus' 76 Svc Sta	1147 Rollins Rd	Burlingame	San Mateo	Service Stations-Gasoline & Oil	Sporting Goods-Retail		2,500 - 9,999
Valero	601 California Dr	Burlingame	San Mateo	Service Stations-Gasoline & Oil	Sportswear-Retail		2,500 - 9,999
Burlingame Shoe & Repair	1323 Broadway	Burlingame	San Mateo	Shoes-Orthopedic	Sunglasses & Sun Goggles		0 - 2,499
Gumshoe	275 Primrose Rd	Burlingame	San Mateo	Shoes-Retail	Television & Radio-Dealers		0 - 2,499
Stride Rite	1107 Burlingame Ave	Burlingame	San Mateo	Shoes-Retail	Tennis Equipment & Supplies-Retail		0 - 2,499
Sports J	1533 Bayshore Hwy	Burlingame	San Mateo	Sporting Goods-Retail	Toys-Retail		2,500 - 9,999

Lululemon Athletica	1304 Burlingame Ave	Burlingame	San Mateo	Sportswear-Retail	Toys-Retail		2,500 - 9,999
Sunglass Hut	1323 Burlingame Ave	Burlingame	San Mateo	Sunglasses & Sun Goggles	Toys-Retail	Federal Government Contractors	2,500 - 9,999
Sierra TV	1745 Adrian Rd # 1	Burlingame	San Mateo	Television & Radio-Dealers	Trading Posts		0 - 2,499
Tennis Station	706 Carolan Ave	Burlingame	San Mateo	Tennis Equipment & Supplies-Retail	Vacuum Cleaners-Household-Dealers	Vacuum Cleaners-Repairing & Parts	2,500 - 9,999
Discovery Toy-C & K Sullivan	1015 Morrell Ave	Burlingame	San Mateo	Toys-Retail	Vacuum Cleaners-Household-Dealers		2,500 - 9,999
Nature At Play	1375 Burlingame Ave # 102	Burlingame	San Mateo	Toys-Retail	Video Games		2,500 - 9,999
Tout About Toys	1530 Gilbreth Rd	Burlingame	San Mateo	Toys-Retail	Health & Diet Foods-Retail	Cosmetics & Perfumes-Retail	2,500 - 9,999
K & G Intl Trading Co	1300 Rollins Rd	Burlingame	San Mateo	Trading Posts	Liquors-Retail	Beer & Ale-Retail	0 - 2,499
All Brands Vacuum	1803 El Camino Real	Burlingame	San Mateo	Vacuum Cleaners-Household-Dealers	Women's Apparel-Retail		0 - 2,499
Kirby Co	1145 California Dr	Burlingame	San Mateo	Vacuum Cleaners-Household-Dealers	Women's Apparel-Retail		2,500 - 9,999
Alteraction Inc	1345 Howard Ave # 204	Burlingame	San Mateo	Video Games	Women's Apparel-Retail		2,500 - 9,999
GNC	241 Primrose Rd	Burlingame	San Mateo	Vitamin & Food Supplements	Women's Apparel-Retail		2,500 - 9,999
Weimax Wines & Spirits	1178 Broadway	Burlingame	San Mateo	Wines-Retail	Women's Apparel-Retail	Fashion Designers	2,500 - 9,999
L'Vian	317 Primrose Rd	Burlingame	San Mateo	Women's Apparel-Retail	Women's Apparel-Retail		2,500 - 9,999
Lucy	1208 Burlingame Ave	Burlingame	San Mateo	Women's Apparel-Retail	Women's Apparel-Retail		0 - 2,499
Manije Boutique	1115 Burlingame Ave	Burlingame	San Mateo	Women's Apparel-Retail	Women's Apparel-Retail		2,500 - 9,999
Margaret O'Leary Inc	263 Primrose Rd	Burlingame	San Mateo	Women's Apparel-Retail	Women's Apparel-Retail		2,500 - 9,999
Meyer Bunje	308 Lorton Ave	Burlingame	San Mateo	Women's Apparel-Retail	Women's Apparel-Retail		2,500 - 9,999
Morning Glory	1436 Burlingame Ave	Burlingame	San Mateo	Women's Apparel-Retail	Women's Apparel-Retail		0 - 2,499
Nicky's	1419 Burlingame Ave # D	Burlingame	San Mateo	Women's Apparel-Retail	Wood Products		2,500 - 9,999
Therapy Stores	1348 Burlingame Ave	Burlingame	San Mateo	Women's Apparel-Retail	Accessories-Fashion		2,500 - 9,999
Trooyu LLC	1204 Burlingame Ave	Burlingame	San Mateo	Women's Apparel-Retail	Antiques-Dealers	Lighting Engineers	0 - 2,499
York & Chapel	845 Malcolm Rd	Burlingame	San Mateo	Women's Apparel-Retail	Antiques-Dealers		2,500 - 9,999

Zeny's Boutique	305 Primrose Rd	Burlingame	San Mateo	Women's Apparel-Retail	Beads-Retail		2,500 - 9,999
Murphy Wood Inc	1110 Burlingame Ave # 403	Burlingame	San Mateo	Wood Products	Sporting Goods-Retail		2,500 - 9,999
All That Glitters	1454 Broadway	Burlingame	San Mateo	Jewelers-Retail	Bicycles-Dealers		0 - 2,499
Bernadine Design	247 Park Rd	Burlingame	San Mateo	Jewelers-Retail	Bicycles-Dealers		0 - 2,499
Geneve Jewelers	1465 Burlingame Ave	Burlingame	San Mateo	Jewelers-Retail	Bicycles-Dealers		2,500 - 9,999
Impressions Jewelry Inc	1015 Chula Vista Ave	Burlingame	San Mateo	Jewelers-Retail	Book Dealers-Retail	Magazines-Dealers	2,500 - 9,999
Kentzler Fine Jewelry	347 Primrose Rd	Burlingame	San Mateo	Jewelers-Retail	Book Dealers-Retail	Religious Goods	2,500 - 9,999
Kern's	214 Lorton Ave	Burlingame	San Mateo	Jewelers-Retail	Book Dealers-Retail	Invitations & Announcements-Retail	0 - 2,499
Luxe Jewels	1860 El Camino Real # 420	Burlingame	San Mateo	Jewelers-Retail	Book Dealers-Used & Rare		2,500 - 9,999
Lynn Hill & Co	330 Primrose Rd # 411	Burlingame	San Mateo	Jewelers-Retail	Boutique Items-Retail		2,500 - 9,999
Michael's Jewelers	253 Park Rd	Burlingame	San Mateo	Jewelers-Retail	Women's Apparel-Retail		2,500 - 9,999
Nuance Design Jewelry	1152 Howard Ave	Burlingame	San Mateo	Jewelers-Retail	Boutique Items-Retail		2,500 - 9,999
Patronik Designs	314 Lorton Ave	Burlingame	San Mateo	Jewelers-Retail	Candy & Confectionery-Retail		2,500 - 9,999
Pearls Of Wisom By Mayeya	30 Tulip Ct	Burlingame	San Mateo	Jewelers-Retail	Cigar Cigarette & Tobacco Dealers-Retail	Clubs	0 - 2,499
Pinky Jewelry	1411 Burlingame Ave	Burlingame	San Mateo	Jewelers-Retail	Cigar Cigarette & Tobacco Dealers-Retail		0 - 2,499
Raphael Jewelers	740 El Camino Real # C	Burlingame	San Mateo	Jewelers-Retail	Cigar Cigarette & Tobacco Dealers-Retail		0 - 2,499
Robert's Jewelers	1419 Burlingame Ave # I	Burlingame	San Mateo	Jewelers-Retail	Cigar Cigarette & Tobacco Dealers-Retail		0 - 2,499
Topper Jewelers	1315 Burlingame Ave	Burlingame	San Mateo	Jewelers-Retail	Vintage Clothing Stores		0 - 2,499
W & S Jewelers & Gifts	1419 Burlingame Ave # A	Burlingame	San Mateo	Jewelers-Retail	Clothing-Retail		2,500 - 9,999
Watch Gallery	1375 Burlingame Ave # 202	Burlingame	San Mateo	Jewelers-Retail	Dolls-Retail		0 - 2,499
Styles Of The Island	175 W Rosemary Ln	Campbell	Santa Clara	Accessories-Fashion	Comic Books		0 - 2,499
Fine Antiques European	1550 Dell Ave # C	Campbell	Santa Clara	Antiques-Dealers	Comic Books	Collectibles	0 - 2,499
Radio Daze & Collectibles	313 E Campbell Ave	Campbell	Santa Clara	Antiques-Dealers	Consignment Shops		0 - 2,499
Bead Consulting Inc	900 E Hamilton Ave # 100	Campbell	Santa Clara	Beads-Retail	Consignment Shops		0 - 2,499

Performance Bicycle Shop	1646 S Bascom Ave	Campbell	Santa Clara	Bicycles-Dealers	Convenience Stores	Grocers-Retail	2,500 - 9,999
Silicon Valley Cycling Ctr	880 E Campbell Ave # 105	Campbell	Santa Clara	Bicycles-Dealers	Convenience Stores	Grocers-Retail	2,500 - 9,999
Silva Cycles	901 Camden Ave # 6b	Campbell	Santa Clara	Bicycles-Dealers	Convenience Stores	Grocers-Retail	0 - 2,499
Wheel Away Cycle Ctr	402 E Hamilton Ave	Campbell	Santa Clara	Bicycles-Dealers	Convenience Stores	Service Stations-Gasoline & Oil	2,500 - 9,999
Barnes & Noble	1875 S Bascom Ave # 240	Campbell	Santa Clara	Book Dealers-Retail	Convenience Stores	Service Stations-Gasoline & Oil	0 - 2,499
Beehive Bookstore	2215 S Bascom Ave	Campbell	Santa Clara	Book Dealers-Retail	Convenience Stores	Grocers-Retail	0 - 2,499
Hearts Of Love	2542 S Bascom Ave # 110	Campbell	Santa Clara	Book Dealers-Retail	Cosmetics & Perfumes-Retail	Skin Treatments	0 - 2,499
Recycle Book Store West	275 E Campbell Ave	Campbell	Santa Clara	Book Dealers-Used & Rare	Cosmetics & Perfumes-Retail		0 - 2,499
Ayla Boutique	381 E Campbell Ave	Campbell	Santa Clara	Boutique Items-Retail	Cosmetics & Perfumes-Retail	Beauty Salons	0 - 2,499
Bombshell Boutique	295 E Campbell Ave	Campbell	Santa Clara	Boutique Items-Retail	Cosmetics & Perfumes-Retail		2,500 - 9,999
Therapy Stores Inc	347 E Campbell Ave	Campbell	Santa Clara	Boutique Items-Retail	Hair Goods & Supplies-Retail		0 - 2,499
See's Candies	1640 S Bascom Ave	Campbell	Santa Clara	Candy & Confectionery-Retail	Cosmetics & Perfumes-Retail		0 - 2,499
Campbell Cigars	831 Union Ave	Campbell	Santa Clara	Cigar Cigarette & Tobacco Dealers-Retail	Craft Supplies		2,500 - 9,999
Cigarette City	880 W Hamilton Ave	Campbell	Santa Clara	Cigar Cigarette & Tobacco Dealers-Retail	Department Stores	Home Accessories & Furnishings	40,000+
Cigarettes Valley	2389 Winchester Blvd	Campbell	Santa Clara	Cigar Cigarette & Tobacco Dealers-Retail	Department Stores	Retail Shops	40,000+
T D Cigarettes & Quick Mart	2425 S Bascom Ave # B	Campbell	Santa Clara	Cigar Cigarette & Tobacco Dealers-Retail	Department Stores	Retail Shops	40,000+
23 Skidoo	342 E Campbell Ave	Campbell	Santa Clara	Clothing-Collectible Period & Vintage	Dolls-Retail		2,500 - 9,999
One Double O Clothes	730 Bucknall Rd	Campbell	Santa Clara	Clothing-Retail	Electronic Equipment & Supplies-Retail		40,000+
Nice Twice Doll Shop	253 E Campbell Ave	Campbell	Santa Clara	Collectibles	Electronic Equipment & Supplies-Retail		2,500 - 9,999
Bill Diaz	761 Pecan Way	Campbell	Santa Clara	Comic Books	Fishing Tackle-Dealers		0 - 2,499
Heroes	24 E Campbell Ave	Campbell	Santa Clara	Comic Books	Food Products-Retail		0 - 2,499
Campbell Consignment	327 E Campbell Ave	Campbell	Santa Clara	Consignment Shops	Fruits & Vegetables & Produce-Retail		0 - 2,499
Home Consignment	930 W Hamilton Ave # 190	Campbell	Santa Clara	Consignment Shops	Video Games		2,500 - 9,999
7-Eleven	2223 S Bascom Ave	Campbell	Santa Clara	Convenience Stores	General Merchandise-Retail		0 - 2,499
7-Eleven	2335 Winchester Blvd	Campbell	Santa Clara	Convenience Stores	Gift Shops		0 - 2,499
7-Eleven	262 W Sunnyoaks Ave	Campbell	Santa Clara	Convenience Stores	Gift Shops		0 - 2,499
AMPM	1860 W Campbell Ave	Campbell	Santa Clara	Convenience Stores	Gift Shops		0 - 2,499
AMPM	2015 Winchester Blvd	Campbell	Santa Clara	Convenience Stores	Gift Shops		0 - 2,499
California Food Mart	3487 S Bascom Ave	Campbell	Santa Clara	Convenience Stores	Golf Equipment & Supplies-Retail	Golf Instruction	2,500 - 9,999
Arbonne International	798 Almarida Dr	Campbell	Santa Clara	Cosmetics & Perfumes-Retail	Golf Equipment & Supplies-Retail		0 - 2,499
CWH Skincare	383 E Campbell Ave	Campbell	Santa Clara	Cosmetics & Perfumes-Retail	Gourmet Shops		2,500 - 9,999

Mary Kay Cosmetics	1536 Adrien Dr	Campbell	Santa Clara	Cosmetics & Perfumes-Retail	Greeting Cards-Retail		2,500 - 9,999
Nova Distributors	475 Vandell Way	Campbell	Santa Clara	Cosmetics & Perfumes-Retail	Grocers-Retail		0 - 2,499
Peninsula Beauty Supply	1875 S Bascom Ave # 540	Campbell	Santa Clara	Cosmetics & Perfumes-Retail	Grocers-Retail		0 - 2,499
Sam's Beauty Supply	1764 Winchester Blvd	Campbell	Santa Clara	Cosmetics & Perfumes-Retail	Convenience Stores		0 - 2,499
Global Raj	880 W Hacienda Ave	Campbell	Santa Clara	Craft Supplies	Grocers-Retail		0 - 2,499
Kohl's Department Store	525 E Hamilton Ave	Campbell	Santa Clara	Department Stores	Grocers-Retail		0 - 2,499
Marshalls	1875 S Bascom Ave # 510	Campbell	Santa Clara	Department Stores	Grocers-Retail		0 - 2,499
Ross Dress For Less	1750 S Bascom Ave	Campbell	Santa Clara	Department Stores	Grocers-Retail		0 - 2,499
Let's Talk Dolls	329 E Campbell Ave	Campbell	Santa Clara	Dolls-Retail	Grocers-Retail		2,500 - 9,999
Fry's Electronics	600 E Hamilton Ave	Campbell	Santa Clara	Electronic Equipment & Supplies-Retail	Retail Shops	Bakers-Retail	40,000+
Radioshack Mobile	1760 S Bascom Ave	Campbell	Santa Clara	Electronic Equipment & Supplies-Retail	Grocers-Retail		2,500 - 9,999
Rodstrainer Tackle Co	623 Ginden Dr	Campbell	Santa Clara	Fishing Tackle-Dealers	Grocers-Retail		0 - 2,499
Bb's Foods	499 Salmar Ave # B	Campbell	Santa Clara	Food Products-Retail	Grocers-Retail		2,500 - 9,999
Oakmont Produce Market	810 W Hamilton Ave	Campbell	Santa Clara	Fruits & Vegetables & Produce-Retail	Grocers-Retail	Health & Diet Foods-Retail	40,000+
Gamestop	1700 S Bascom Ave	Campbell	Santa Clara	Games & Game Supplies	Guns & Gunsmiths	Fishing Bait	2,500 - 9,999
Way To Go Sales	1177 Emerson Ave	Campbell	Santa Clara	General Merchandise-Retail	Hardware-Retail		2,500 - 9,999
Celtic Shoppe	354 E Campbell Ave	Campbell	Santa Clara	Gift Shops	Hardware-Retail		2,500 - 9,999
Erles Inc	683 Regas Dr	Campbell	Santa Clara	Gift Shops	Health & Diet Foods-Retail	Vitamin & Food Supplements	2,500 - 9,999
Etc Paper & Gifts	172 Shelley Ave	Campbell	Santa Clara	Gift Shops	Health & Diet Foods-Retail		2,500 - 9,999
LA Casita De Kaleidoscopes	389 E Campbell Ave	Campbell	Santa Clara	Gift Shops	Hobby & Model Constr Supplies-Retail	Games & Game Supplies	2,500 - 9,999
Geared For Golf	2280 S Bascom Ave # A	Campbell	Santa Clara	Golf Equipment & Supplies-Retail	Hardware-Retail	Home Improvements	40,000+
Super Power Golf Glove Co	PO Box 982	Campbell	Santa Clara	Golf Equipment & Supplies-Retail	Lingerie	Parties	10,000 - 39,999
Olive Bar	232 E Campbell Ave	Campbell	Santa Clara	Gourmet Shops	Liquors-Retail		0 - 2,499
Savage Distributors	935 Connie Dr	Campbell	Santa Clara	Greeting Cards-Retail	Liquors-Retail		0 - 2,499
African Foods Market	1645 S Bascom Ave # D	Campbell	Santa Clara	Grocers-Retail	Liquors-Retail		0 - 2,499
Bahar Market	809 W Hamilton Ave	Campbell	Santa Clara	Grocers-Retail	Liquors-Retail		0 - 2,499
California Food Mart	100 W Hamilton Ave # D	Campbell	Santa Clara	Grocers-Retail	Liquors-Retail		0 - 2,499
Fancy Foods	1776 Winchester Blvd	Campbell	Santa Clara	Grocers-Retail	Liquors-Retail		0 - 2,499
Hamilton Euromarket	785 W Hamilton Ave	Campbell	Santa Clara	Grocers-Retail	Liquors-Retail		0 - 2,499
India Food Inc	1350 Camden Ave	Campbell	Santa Clara	Grocers-Retail	Liquors-Retail		0 - 2,499
LASTSTOPSMOKING.COM	831 Gale Dr # 47	Campbell	Santa Clara	Grocers-Retail	Liquors-Retail		0 - 2,499
Nob Hill Foods	1602 W Campbell Ave	Campbell	Santa Clara	Grocers-Retail	Men's Clothing & Furnishings-Retail		2,500 - 9,999
Safeway	2341 Winchester Blvd	Campbell	Santa Clara	Grocers-Retail	Garden Centers	Department Stores	2,500 - 9,999

Safeway	950 W Hamilton Ave	Campbell	Santa Clara	Grocers-Retail	Office Supplies	Office Furniture & Equip- Dealers (Whls)	2,500 - 9,999
Selam Market	2294 S Bascom Ave	Campbell	Santa Clara	Grocers-Retail	Computer Parts & Supplies	Printers (Mfrs)	2,500 - 9,999
Trader Joe's	1875 S Bascom Ave # 420	Campbell	Santa Clara	Grocers-Retail	Optical Goods-Retail		2,500 - 9,999
Whole Foods Market	1690 S Bascom Ave	Campbell	Santa Clara	Grocers-Retail	Optical Goods-Retail	Opticians	2,500 - 9,999
Sportsmen's Supply	1536 Camden Ave	Campbell	Santa Clara	Guns & Gunsmiths	Party Supplies	Party Planning Service	2,500 - 9,999
Campbell Ace Hardware	148 N San Tomas Aquino Rd	Campbell	Santa Clara	Hardware-Retail	Party Supplies	Ice Cream Freezers (Whls)	0 - 2,499
White Garden Inc	1570 Walters Ave	Campbell	Santa Clara	Hardware-Retail	Pet Shops		2,500 - 9,999
Shaklee Distributor	1112 Holmes Ave	Campbell	Santa Clara	Health & Diet Foods-Retail	Pet Supplies & Foods-Retail		2,500 - 9,999
Whispers In The Wind	115 Del Prado Dr	Campbell	Santa Clara	Health & Diet Foods-Retail Hobby & Model Constr	Saddlery & Harness	Pet Training	2,500 - 9,999
D & J Hobby & Crafts	96 N San Tomas Aquino Rd	Campbell	Santa Clara	Supplies-Retail	Variety Stores	Vitamin & Food Supplements	10,000 - 39,999
Home Depot	480 E Hamilton Ave	Campbell	Santa Clara	Home Centers	Variety Stores	Vitamin & Food Supplements	10,000 - 39,999
Pleasures From The Heart	1565 Winchester Blvd	Campbell	Santa Clara	Lingerie	Variety Stores	Vitamin & Food Supplements	10,000 - 39,999
C & L Liquor	790 W Hamilton Ave	Campbell	Santa Clara	Liquors-Retail	Variety Stores	Vitamin & Food Supplements	10,000 - 39,999
Cambell Liquor & Deli	479 E Campbell Ave	Campbell	Santa Clara	Liquors-Retail	Records Tapes Cd's Used & Vintage		0 - 2,499
Campbell Plaza Bottle Shop	2345 Winchester Blvd	Campbell	Santa Clara	Liquors-Retail	Service Stations-Gasoline & Oil		0 - 2,499
Campbell U Save Liquors	1575 Winchester Blvd	Campbell	Santa Clara	Liquors-Retail	Service Stations-Gasoline & Oil	Alternative Fuels Automobile Repairing & Service	0 - 2,499
Charlee's Liquor Market	2905 S Bascom Ave	Campbell	Santa Clara	Liquors-Retail	Service Stations-Gasoline & Oil		0 - 2,499
Country Time Liquors	2591 S Bascom Ave # A	Campbell	Santa Clara	Liquors-Retail	Service Stations-Gasoline & Oil		0 - 2,499
Freddie's Liquors	1581 W Campbell Ave # N	Campbell	Santa Clara	Liquors-Retail	Service Stations-Gasoline & Oil	Alternative Fuels Gas-Liquefied Petro-Bttld/Bulk (Whls)	0 - 2,499
Garden City Liquors	371 E Hamilton Ave	Campbell	Santa Clara	Liquors-Retail	Service Stations-Gasoline & Oil	Automobile Repairing & Service	0 - 2,499
Park Vasona Liquors	3391 Winchester Blvd	Campbell	Santa Clara	Liquors-Retail Men's Clothing & Furnishings- Retail	Service Stations-Gasoline & Oil		0 - 2,499
A & E Clothier	2785 S Bascom Ave # 24	Campbell	Santa Clara		Service Stations-Gasoline & Oil	Alternative Fuels	0 - 2,499
Summer Winds Nursery	2460 Winchester Blvd	Campbell	Santa Clara	Nurserymen	Service Stations-Gasoline & Oil	Alternative Fuels	0 - 2,499
Office Max	1760 S Bascom Ave	Campbell	Santa Clara	Office Supplies	Service Stations-Gasoline & Oil		0 - 2,499
Staples	500 E Hamilton Ave	Campbell	Santa Clara	Office Supplies	Service Stations-Gasoline & Oil		0 - 2,499
Optics Wintek Electro	75 Union Ave	Campbell	Santa Clara	Optical Goods-Retail	Service Stations-Gasoline & Oil	Automated Teller Machines	0 - 2,499
Unique Eyewear	1875 S Bascom Ave # 162	Campbell	Santa Clara	Optical Goods-Retail	Sewing Machines-Household	Fabric Shops	2,500 - 9,999
A Party Place	1077 Dell Ave # B	Campbell	Santa Clara	Party Supplies	Shoes-Retail		2,500 - 9,999
Partytime Machines Rental	95 S Almaden Ave	Campbell	Santa Clara	Party Supplies	Shoes-Retail	Shoes-Orthopedic	2,500 - 9,999
Pet Net	51 E Campbell Ave	Campbell	Santa Clara	Pet Shops	Shoes-Retail		2,500 - 9,999
Pet Food Express	1902 S Bascom Ave	Campbell	Santa Clara	Pet Supplies & Foods-Retail	Shoes-Retail		2,500 - 9,999

PETSMART	850 W Hamilton Ave	Campbell	Santa Clara	Pet Supplies & Foods-Retail	Soccer Equipment & Supplies		2,500 - 9,999
CVS Pharmacy	100 N San Tomas Aquino Rd	Campbell	Santa Clara	Pharmacies	Sporting Goods-Retail		2,500 - 9,999
CVS Pharmacy	1720 S Bascom Ave	Campbell	Santa Clara	Pharmacies	Sporting Goods-Retail		0 - 2,499
Walgreens	1570 W Campbell Ave	Campbell	Santa Clara	Pharmacies	Sporting Goods-Retail		0 - 2,499
Walgreens	1660 Winchester Blvd	Campbell	Santa Clara	Pharmacies	Sporting Goods-Retail		2,500 - 9,999
Rasputin Music	1820 S Bascom Ave	Campbell	Santa Clara	Records Tapes Cd's Used & Vintage	Sportswear-Retail		2,500 - 9,999
Campbell 76	3035 Winchester Blvd	Campbell	Santa Clara	Service Stations-Gasoline & Oil	Sporting Goods-Retail		2,500 - 9,999
Campbell 76	3145 S Bascom Ave	Campbell	Santa Clara	Service Stations-Gasoline & Oil	Sporting Goods-Retail		2,500 - 9,999
Campbell Shell	1530 W Campbell Ave	Campbell	Santa Clara	Service Stations-Gasoline & Oil	Swimwear & Accessories-Retail		2,500 - 9,999
Chahal's Union 76 Svc	1533 W Campbell Ave	Campbell	Santa Clara	Service Stations-Gasoline & Oil	Toys-Retail		2,500 - 9,999
Hamilton Avenue Shell	570 E Hamilton Ave	Campbell	Santa Clara	Service Stations-Gasoline & Oil	Toys-Retail		2,500 - 9,999
Park Vasona Chevron	3405 Winchester Blvd	Campbell	Santa Clara	Service Stations-Gasoline & Oil	Toys-Retail		2,500 - 9,999
Pruneyard Shell	2029 S Bascom Ave	Campbell	Santa Clara	Service Stations-Gasoline & Oil	Department Stores	Retail Shops	2,500 - 9,999
Rotten Robbie	2140 Winchester Blvd	Campbell	Santa Clara	Service Stations-Gasoline & Oil	Retail Shops		2,500 - 9,999
Rotten Robbie	370 E Hamilton Ave	Campbell	Santa Clara	Service Stations-Gasoline & Oil	Retail Shops		2,500 - 9,999
Shell	1370 Camden Ave	Campbell	Santa Clara	Service Stations-Gasoline & Oil	Vitamin & Food Supplements		2,500 - 9,999
Sunny Oaks Valero	2855 Winchester Blvd	Campbell	Santa Clara	Service Stations-Gasoline & Oil	Watch Straps & Bands	Watches-Repairing	0 - 2,499
USA Gasoline	921 W Hamilton Ave	Campbell	Santa Clara	Service Stations-Gasoline & Oil	Wines-Retail		0 - 2,499
Golden State Sewing & Quilting	2435 Winchester Blvd	Campbell	Santa Clara	Sewing Machines-Household	Women's Apparel-Retail		2,500 - 9,999
Beck's Shoes Inc	354 E Mcglinicy Ln	Campbell	Santa Clara	Shoes-Retail	Women's Apparel-Retail		2,500 - 9,999
Good Feet Store	513 E Hamilton Ave	Campbell	Santa Clara	Shoes-Retail	Women's Apparel-Retail		2,500 - 9,999
Nancy's Sandles	1551 Walters Ave	Campbell	Santa Clara	Shoes-Retail	Women's Apparel-Retail		2,500 - 9,999
Payless Shoe Source	781 W Hamilton Ave	Campbell	Santa Clara	Shoes-Retail	Yarn-Retail		2,500 - 9,999
Soccer KRAZE	797 W Hamilton Ave	Campbell	Santa Clara	Soccer Equipment & Supplies	SECONDARY SIC DESCRIPTION #1	SECONDARY SIC DESCRIPTION #2	SQUARE FOOTAGE
Big 5 Sporting Goods	1600 W Campbell Ave # 204	Campbell	Santa Clara	Sporting Goods-Retail	Baby Accessories	Childrens & Infants Wear-Retail	10,000 - 39,999
Charlie Rose Baseball	161 Curtner Ave	Campbell	Santa Clara	Sporting Goods-Retail	Childrens & Infants Wear-Retail		10,000 - 39,999
Full Body Bicycle	1242 Harriet Ave	Campbell	Santa Clara	Sporting Goods-Retail	Men's Clothing & Furnishings-Retail	Women's Apparel-Retail	10,000 - 39,999
Len's Billard Supply	2623 S Bascom Ave	Campbell	Santa Clara	Sporting Goods-Retail	Electronic Equipment & Supplies-Retail	Data Processing Equipment (Whls)	2,500 - 9,999
Running Revolution	511 E Campbell Ave	Campbell	Santa Clara	Sporting Goods-Retail	Cosmetics & Perfumes-Retail		2,500 - 9,999



Sports Fever	1875 S Bascom Ave # 150	Campbell	Santa Clara	Sporting Goods-Retail	Variety Stores		2,500 - 9,999
Tread	501 E Campbell Ave	Campbell	Santa Clara	Sporting Goods-Retail	Craft Supplies		2,500 - 9,999
Illusions Activewear	138 Gilman Ave	Campbell	Santa Clara	Swimwear & Accessories-Retail	Department Stores	Home Accessories & Furnishings	40,000+
Raindrop Entertainment	842 N Central Ave	Campbell	Santa Clara	Toys-Retail	Department Stores	Retail Shops	40,000+
Sierra Toy Soldier Co	1350 Dell Ave # 5	Campbell	Santa Clara	Toys-Retail	Department Stores	Home Accessories & Furnishings	40,000+
Toys Toys Toys	411 E Campbell Ave	Campbell	Santa Clara	Toys-Retail	Appliances-Household-Major-Dealers	Cellular Telephones (Services)	40,000+
Big Lots	1581 W Campbell Ave # E	Campbell	Santa Clara	Variety Stores	Fabric Shops		2,500 - 9,999
Dollar Tree	150 N San Tomas Aquino Rd	Campbell	Santa Clara	Variety Stores	Department Stores		2,500 - 9,999
Dollar Tree	2425 Winchester Blvd	Campbell	Santa Clara	Variety Stores	Food Markets		0 - 2,499
Sav-Co Drugs	621 E Campbell Ave # 1	Campbell	Santa Clara	Vitamin & Food Supplements	Department Stores	Retail Shops	10,000 - 39,999
Watchcare	3183 S Bascom Ave	Campbell	Santa Clara	Watch Straps & Bands	Video Games		2,500 - 9,999
Tessoras Barradivino	1875 S Bascom Ave	Campbell	Santa Clara	Wines-Retail	Ham Specialty Stores	Restaurants	0 - 2,499
Ariel Dance Studio	2385 Winchester Blvd	Campbell	Santa Clara	Women's Apparel-Retail	Hardware-Retail	Home Improvements	40,000+
Dress Barn	1650 S Bascom Ave	Campbell	Santa Clara	Women's Apparel-Retail	Hardware-Retail	Home Improvements	40,000+
Simply Smashing	241 E Campbell Ave # B	Campbell	Santa Clara	Women's Apparel-Retail	Liquors-Retail	Beverages (Whls)	2,500 - 9,999
Urban Girl	395 E Campbell Ave	Campbell	Santa Clara	Women's Apparel-Retail	Men's Clothing & Furnishings-Retail	Clothing-Retail	2,500 - 9,999
Green Plant Yarn	368 E Campbell Ave # 100	Campbell	Santa Clara	Yarn-Retail	Optical Goods-Retail	Opticians	2,500 - 9,999
Hip Hop Jewelry & Clothing	2050 S Bascom Ave # B	Campbell	Santa Clara	Jewelers-Retail	Pet Supplies & Foods-Retail	Pet Training	2,500 - 9,999
Jewel Box	350 E Campbell Ave	Campbell	Santa Clara	Jewelers-Retail	Shoes-Retail		2,500 - 9,999
Babies R Us	775 Serramonte Blvd	Colma	San Mateo	Baby Accessories	T-Shirts-Retail		2,500 - 9,999
Carter's Childrenswear	4933 Junipero Serra Blvd	Colma	San Mateo	Childrens & Infants Wear-Retail	Retail Shops		2,500 - 9,999
Old Navy	55 Colma Blvd	Colma	San Mateo	Clothing-Retail	Health & Diet Foods-Retail	Cosmetics & Perfumes-Retail	2,500 - 9,999
Radioshack	5001 Junipero Serra Blvd	Colma	San Mateo	Computer & Equipment Dealers	Women's Apparel-Retail		2,500 - 9,999
Bath & Body Works	59 Colma Blvd	Colma	San Mateo	Cosmetics & Perfumes-Retail	Women's Apparel-Retail		2,500 - 9,999
Spirit Halloween				Costumes-Masquerade & Theatrical	Women's Apparel-Retail		2,500 - 9,999
Superstore	1 Colma Blvd	Colma	San Mateo		Women's Apparel-Retail		2,500 - 9,999
Michaels	4925 Junipero Serra Blvd	Colma	San Mateo	Craft Supplies	Women's Apparel-Retail	Boutique Items-Retail	10,000 - 39,999
Kohl's Department Store	1200 El Camino Real	Colma	San Mateo	Department Stores	Antiques-Dealers		2,500 - 9,999
Marshalls	65 Colma Blvd	Colma	San Mateo	Department Stores	Baby Accessories		10,000 - 39,999
Target	5001 Junipero Serra Blvd	Colma	San Mateo	Department Stores	Baby Accessories		10,000 - 39,999
Best Buy	200 Colma Blvd	Colma	San Mateo	Electronic Equipment & Supplies-Retail	Bicycles-Dealers		2,500 - 9,999
Jo-Ann Fabrics & Crafts	75 Colma Blvd	Colma	San Mateo	Fabric Shops	Bicycles-Dealers		2,500 - 9,999
Nordstrom Rack	81 Colma Blvd	Colma	San Mateo	Factory Outlets	Book Dealers-Retail		2,500 - 9,999
Piazza Market	480 Collins Ave	Colma	San Mateo	Food Markets	Book Dealers-Retail		2,500 - 9,999

Pier 1 Imports	101 Colma Blvd	Colma	San Mateo	Furniture-Dealers-Retail	Book Dealers-Retail	Non-Profit Organizations	2,500 - 9,999
Gamestop	4929 Junipero Serra Blvd	Colma	San Mateo	Games & Game Supplies	Boutique Items-Retail		2,500 - 9,999
Honeybaked Ham	11 Colma Blvd	Colma	San Mateo	Ham Specialty Stores	Bowling Apparel & Accessories		0 - 2,499
Home Depot	2 Colma Blvd	Colma	San Mateo	Home Centers	Candy & Confectionery-Retail		2,500 - 9,999
Home Depot	91 Colma Blvd	Colma	San Mateo	Home Centers	Childrens & Infants Wear-Retail		10,000 - 39,999
BEVMO!	4915 Junipero Serra Blvd	Colma	San Mateo	Liquors-Retail	Chinese Food Products		2,500 - 9,999
Men's Wearhouse	47 Colma Blvd # E8	Colma	San Mateo	Men's Clothing & Furnishings-Retail	Childrens & Infants Wear-Retail	Girls Chldrns Infnts	
Lenscrafters	53 Colma Blvd # F2	Colma	San Mateo	Optical Goods-Retail	Clothing-Retail	Dresses/Shrts	10,000 - 39,999
PETCO	5075 Junipero Serra Blvd	Colma	San Mateo	Pet Supplies & Foods-Retail	Clothing-Retail		2,500 - 9,999
SAS Shoes	9 Colma Blvd	Colma	San Mateo	Shoes-Retail	Comic Books	Games & Game Supplies	2,500 - 9,999
Shoe Depot	39 Colma Blvd	Colma	San Mateo	Shoes-Retail	Collectibles		0 - 2,499
T-Shirt Fever	480 Collins Ave # G	Colma	San Mateo	T-Shirts-Retail	Computer & Equipment Dealers		2,500 - 9,999
Dollar Tree	735 Serramonte Blvd	Colma	San Mateo	Variety Stores	Computer & Equipment Dealers		2,500 - 9,999
GNC	17 Colma Blvd	Colma	San Mateo	Vitamin & Food Supplements	Consignment Shops		0 - 2,499
Avenue	41 Colma Blvd	Colma	San Mateo	Women's Apparel-Retail	Convenience Stores	Grocers-Retail	0 - 2,499
Styles For Less	53 Colma Blvd	Colma	San Mateo	Women's Apparel-Retail	Convenience Stores	Grocers-Retail	0 - 2,499
Wo-Man's World Hair Design	7455 El Camino Real # D	Colma	San Mateo	Women's Apparel-Retail	Convenience Stores	Grocers-Retail	0 - 2,499
Claire's	10123 N Wolfe Rd # 2057	Cupertino	Santa Clara	Accessories-Fashion	Cookies & Crackers		0 - 2,499
Liliana International	10395 Stern Ave	Cupertino	Santa Clara	Antiques-Dealers	Cosmetics & Perfumes-Retail		2,500 - 9,999
Nature Certified LLC	10123 N Wolfe Rd	Cupertino	Santa Clara	Baby Accessories	Perfume-Retail		0 - 2,499
Nature Certified LLC	7544 Newcastle Dr	Cupertino	Santa Clara	Baby Accessories	Costumes-Masquerade & Theatrical		2,500 - 9,999
Cupertino Bike Shop Inc	10493 S DE Anza Blvd	Cupertino	Santa Clara	Bicycles-Dealers	Craft Supplies	Artists Materials & Supplies	2,500 - 9,999
Evolution Bike Shop	19685 Stevens Creek Blvd	Cupertino	Santa Clara	Bicycles-Dealers	Crafts		2,500 - 9,999
Kaleidomundi	10696 Culbertson Dr	Cupertino	Santa Clara	Book Dealers-Retail	Department Stores	Home Accessories & Furnishings	40,000+
Scripture Inc	10871 N Wolfe Rd	Cupertino	Santa Clara	Book Dealers-Retail	Department Stores	Retail Shops	40,000+
Tien Dao Christian Media Assn	10883 S Blaney Ave	Cupertino	Santa Clara	Book Dealers-Retail	Tools-New & Used	Home Accessories & Furnishings	40,000+
Le Caprice	10055 E Estates Dr	Cupertino	Santa Clara	Boutique Items-Retail	Department Stores	Home Accessories & Furnishings	40,000+
Bowling Zone	20990 Homestead Rd	Cupertino	Santa Clara	Bowling Apparel & Accessories	Department Stores	Retail Shops	40,000+
RMCF Sunvalley	10255 Oasis Ct # 5	Cupertino	Santa Clara	Candy & Confectionery-Retail	Electronic Equipment & Supplies-Retail		2,500 - 9,999
Gymboree	10123 N Wolfe Rd # 2135	Cupertino	Santa Clara	Childrens & Infants Wear-Retail	Electronic Equipment & Supplies-Retail		2,500 - 9,999
Shun Tian Herbs	10787 S Blaney Ave	Cupertino	Santa Clara	Chinese Food Products	Electronic Equipment & Supplies-Retail		2,500 - 9,999
Rebecca Raggs Inc	10200 Imperial Ave # B	Cupertino	Santa Clara	Clothes & Accessories-Childrens-Mfrs	Electronic Equipment & Supplies-Retail		2,500 - 9,999
Csk Co	22057 San Fernando Ct	Cupertino	Santa Clara	Clothing-Retail	Electronic Equipment & Supplies-Retail		2,500 - 9,999

Vallco Fashion Park Legends Of Comics & Games	10123 N Wolfe Rd 10123 N Wolfe Rd # 2108	Cupertino Cupertino	Santa Clara Santa Clara	Clothing-Retail Collectibles	Electronic Equipment & Supplies-Retail Electronic Equipment & Supplies-Retail	Data Processing Equipment (Whls)	2,500 - 9,999 2,500 - 9,999
WTC Group Inc	7521 Rainbow Dr	Cupertino	Santa Clara	Collectibles	Electronic Equipment & Supplies-Retail		2,500 - 9,999
Apple Store	10300 N Tantau Ave	Cupertino	Santa Clara	Computer & Equipment Dealers	Electronic Equipment & Supplies-Retail	Electronic Instruments (Whls)	2,500 - 9,999
Apple Store Out Of The Blue Consignment	10400 Ridgeview Ct 10041 S Blaney Ave	Cupertino Cupertino	Santa Clara Santa Clara	Computer & Equipment Dealers Consignment Shops	Electronic Equipment & Supplies-Retail Electronic Equipment & Supplies-Retail		2,500 - 9,999 2,500 - 9,999
7-Eleven	21220 Homestead Rd	Cupertino	Santa Clara	Convenience Stores	Fabric Shops		2,500 - 9,999
7-Eleven	21490 Mcclellan Rd	Cupertino	Santa Clara	Convenience Stores	Favors	Restaurants	0 - 2,499
7-Eleven	90 Stern Ave	Cupertino	Santa Clara	Convenience Stores	Food Markets		2,500 - 9,999
Mrs Field's Cookies	10123 N Wolfe Rd # 2030	Cupertino	Santa Clara	Cookies & Crackers	Food Markets		0 - 2,499
Fashion House	10118 Bandley Dr # E	Cupertino	Santa Clara	Cosmetics & Perfumes-Retail	Food Products-Retail		0 - 2,499
Perfume Plus	10123 N Wolfe Rd # 2119	Cupertino	Santa Clara	Cosmetics & Perfumes-Retail Costumes-Masquerade & Theatrical	Fruits & Vegetables & Produce-Retail Fruits & Vegetables & Produce-Retail		2,500 - 9,999 2,500 - 9,999
Recreations Michaels	1142 Kentwood Ave 20640 Homestead Rd	Cupertino Cupertino	Santa Clara Santa Clara	Craft Supplies	Department Stores	Importers (Whls)	10,000 - 39,999
LMS Enterprise	10404 Lansdale Ave	Cupertino	Santa Clara	Crafts	Video Games		2,500 - 9,999
J C Penney Co	10150 N Wolfe Rd	Cupertino	Santa Clara	Department Stores	Games & Game Supplies		2,500 - 9,999
Macy's	10333 N Wolfe Rd	Cupertino	Santa Clara	Department Stores	Garden Centers	Garden Ornaments	2,500 - 9,999
Sears	10101 N Wolfe Rd # N	Cupertino	Santa Clara	Department Stores	General Merchandise-Retail		0 - 2,499
Target	20745 Stevens Creek Blvd	Cupertino	Santa Clara	Department Stores	General Merchandise-Retail		0 - 2,499
TJ Maxx	20650 Homestead Rd	Cupertino	Santa Clara	Department Stores	Gift Shops		0 - 2,499
B & M Modern Media Co	890 S Blaney Ave	Cupertino	Santa Clara	Electronic Equipment & Supplies-Retail	Gift Shops		0 - 2,499
Cupertino Iphone Repair	10330 N Foothill Blvd	Cupertino	Santa Clara	Electronic Equipment & Supplies-Retail	Gift Shops		0 - 2,499
Genius Electronic Opitcal	20045 Stevens Creek Blvd	Cupertino	Santa Clara	Electronic Equipment & Supplies-Retail	Gift Shops		0 - 2,499
Ghz Circuits Inc	10330 N Foothill Blvd	Cupertino	Santa Clara	Electronic Equipment & Supplies-Retail	Gift Shops		0 - 2,499
Knowles Electronics	19200 Stevens Creek Blvd	Cupertino	Santa Clara	Electronic Equipment & Supplies-Retail	Gift Shops		0 - 2,499
Radioshack	10215 S DE Anza Blvd	Cupertino	Santa Clara	Electronic Equipment & Supplies-Retail	Grocers-Retail		2,500 - 9,999
Rebus Technology	7659 Squirewood Way	Cupertino	Santa Clara	Electronic Equipment & Supplies-Retail	Grocers-Retail		0 - 2,499
Saeil Electronics Inc	932 November Dr	Cupertino	Santa Clara	Electronic Equipment & Supplies-Retail	Grocers-Retail		0 - 2,499
SMK Electronics	20370 Town Center Ln # 205	Cupertino	Santa Clara	Electronic Equipment & Supplies-Retail	Grocers-Retail		0 - 2,499

Stephen Siu	11763 Trinity Spring Ct	Cupertino	Santa Clara	Electronic Equipment & Supplies-Retail	Grocers-Retail		2,500 - 9,999
Teletrade	10326 Virginia Swan Pl	Cupertino	Santa Clara	Electronic Equipment & Supplies-Retail	Grocers-Retail		0 - 2,499
Jo-Ann Fabrics & Crafts	19765 Stevens Creek Blvd	Cupertino	Santa Clara	Fabric Shops	Grocers-Retail		0 - 2,499
Pizzazz Party Planners	7543 Normandy Way	Cupertino	Santa Clara	Favors	Grocers-Retail		40,000+
Monta Vista Market	21666 Stevens Creek Blvd	Cupertino	Santa Clara	Food Markets	Sporting Goods-Retail		0 - 2,499
Q Mart	10041 N Blaney Ave	Cupertino	Santa Clara	Food Markets	Hardware-Retail		2,500 - 9,999
Champion Superior Inc	10887 N Wolfe Rd	Cupertino	Santa Clara	Food Products-Retail	Herbs		2,500 - 9,999
Imahara Produce & Oriental	19725 Stevens Creek Blvd	Cupertino	Santa Clara	Fruits & Vegetables & Produce-Retail	Herbs		2,500 - 9,999
Oakmont Produce Market	19944 Homestead Rd	Cupertino	Santa Clara	Fruits & Vegetables & Produce-Retail	Herbs		2,500 - 9,999
Pier 1 Imports	20610 Stevens Creek Blvd	Cupertino	Santa Clara	Furniture-Dealers-Retail	Lingerie	Cosmetics & Perfumes-Retail	10,000 - 39,999
Gamestop	20735 Stevens Creek Blvd	Cupertino	Santa Clara	Games & Game Supplies	Liquors-Retail		0 - 2,499
Legend Gaming	10123 N Wolfe Rd # 2108	Cupertino	Santa Clara	Games & Game Supplies	Liquors-Retail		0 - 2,499
Summer Winds Nursery	1491 S DE Anza Blvd	Cupertino	Santa Clara	Garden Centers	Men's Clothing & Furnishings-Retail	Formal Wear-Rental	2,500 - 9,999
E Cosway	19650 Stevens Creek Blvd	Cupertino	Santa Clara	General Merchandise-Retail	Miscellaneous Retail Stores Nec		2,500 - 9,999
Jade & Treasures	11588 Raintree Spring Ct	Cupertino	Santa Clara	General Merchandise-Retail	Miscellaneous Retail Stores Nec		2,500 - 9,999
Hilltop Gifts	10265 S DE Anza Blvd	Cupertino	Santa Clara	Gift Shops	Nurserymen		2,500 - 9,999
Jil International Inc	7411 Rainbow Dr # 14	Cupertino	Santa Clara	Gift Shops	Office Supplies		2,500 - 9,999
Mini Station	21020 Homestead Rd	Cupertino	Santa Clara	Gift Shops	Optical Goods-Retail	Opticians	2,500 - 9,999
Rdm	888 Brookgrove Ln	Cupertino	Santa Clara	Gift Shops	Optical Goods-Retail	Opticians	2,500 - 9,999
So Cool	10123 N Wolfe Rd # 2107	Cupertino	Santa Clara	Gift Shops	Party Supplies		2,500 - 9,999
Susan Video & Gift Shop	10122 Bandley Dr # C	Cupertino	Santa Clara	Gift Shops	Tropical Fish-Retail	Pet Training	2,500 - 9,999
99 Ranch Market	10983 N Wolfe Rd	Cupertino	Santa Clara	Grocers-Retail	Pharmacies		10,000 - 39,999
Deans Deli	7422 Stanford Pl	Cupertino	Santa Clara	Grocers-Retail	Variety Stores	Vitamin & Food Supplements	10,000 - 39,999
Farm Fresh Produce	10021 S Blaney Ave	Cupertino	Santa Clara	Grocers-Retail	Pharmacies	Physicians & Surgeons Equip & Supls-Whls	2,500 - 9,999
Kumud Groceries	10255 S DE Anza Blvd	Cupertino	Santa Clara	Grocers-Retail	Variety Stores	Vitamin & Food Supplements	10,000 - 39,999
Marina Food	10122 Bandley Dr # A	Cupertino	Santa Clara	Grocers-Retail	Variety Stores	Vitamin & Food Supplements	10,000 - 39,999
Pasha's Market II	19080 Stevens Creek Blvd	Cupertino	Santa Clara	Grocers-Retail	Retail Shops		40,000+
Stevens Creek Market	10629 S Foothill Blvd	Cupertino	Santa Clara	Grocers-Retail	Scrapbook Albums & Supplies		2,500 - 9,999
Whole Foods Market	20955 Stevens Creek Blvd	Cupertino	Santa Clara	Grocers-Retail	Scrapbook Albums & Supplies		2,500 - 9,999
Paul's Gunsmithing	20301 Stevens Creek Blvd	Cupertino	Santa Clara	Guns & Gunsmiths	Service Stations-Gasoline & Oil	Alternative Fuels	0 - 2,499
Bil-Jax Inc	7438 Stanford Pl	Cupertino	Santa Clara	Hardware-Retail	Service Stations-Gasoline & Oil		0 - 2,499
Chung Chou City Inc	10959 N Wolfe Rd	Cupertino	Santa Clara	Herbs	Service Stations-Gasoline & Oil		0 - 2,499
Chung Hsing Chinese Herbs	10925 N Wolfe Rd	Cupertino	Santa Clara	Herbs	Service Stations-Gasoline & Oil	Alternative Fuels	0 - 2,499

Cupertino Acupuncture Clinic	20940 Stevens Creek Blvd	Cupertino	Santa Clara	Herbs	Service Stations-Gasoline & Oil	Car Washing & Polishing Automobile Repairing & Service	0 - 2,499
Victoria's Secret	10123 N Wolfe Rd # 2125	Cupertino	Santa Clara	Lingerie	Service Stations-Gasoline & Oil		0 - 2,499
Bateh Brothers Liquors & Grcrs	22690 Stevens Creek Blvd	Cupertino	Santa Clara	Liquors-Retail	Service Stations-Gasoline & Oil	Alternative Fuels	0 - 2,499
Cupertino Liquor	7335 Bollinger Rd	Cupertino	Santa Clara	Liquors-Retail	Service Stations-Gasoline & Oil	Alternative Fuels	0 - 2,499
Elite Menswear	10123 N Wolfe Rd # 2133	Cupertino	Santa Clara	Men's Clothing & Furnishings- Retail	Service Stations-Gasoline & Oil		0 - 2,499
Best Product	10341 Johnson Ave	Cupertino	Santa Clara	Miscellaneous Retail Stores Nec	Service Stations-Gasoline & Oil	Automated Teller Machines	0 - 2,499
Boteq LLC	10108 Randy Ln	Cupertino	Santa Clara	Miscellaneous Retail Stores Nec	Sewing Machines-Household		2,500 - 9,999
Yamagami's Nursery	1361 S DE Anza Blvd # 2	Cupertino	Santa Clara	Nurserymen	Shoes-Retail	Dancing Supplies	2,500 - 9,999
Staples	20830 Stevens Creek Blvd	Cupertino	Santa Clara	Office Supplies	Shoes-Retail	Sportswear-Retail	2,500 - 9,999
J C Penney Optical	10150 N Wolfe Rd	Cupertino	Santa Clara	Optical Goods-Retail	Shoes-Retail		2,500 - 9,999
Sears Optical	10101 N Wolfe Rd	Cupertino	Santa Clara	Optical Goods-Retail	Shoes-Retail		2,500 - 9,999
Diddams Amazing Party Store	10171 S DE Anza Blvd	Cupertino	Santa Clara	Party Supplies	Shoes-Retail		2,500 - 9,999
PETSMART	20558 Stevens Creek Blvd	Cupertino	Santa Clara	Pet Supplies & Foods-Retail	Shoes-Retail		2,500 - 9,999
Alexian Pharmacy	10200 Sterling Blvd	Cupertino	Santa Clara	Pharmacies	Skiing Equipment-Retail		2,500 - 9,999
CVS Pharmacy	10455 S DE Anza Blvd # 260	Cupertino	Santa Clara	Pharmacies	Sporting Goods-Retail		2,500 - 9,999
KML Pharmacy	1655 S DE Anza Blvd # 2	Cupertino	Santa Clara	Pharmacies	Sporting Goods-Retail		2,500 - 9,999
Rite Aid	20580 Homestead Rd	Cupertino	Santa Clara	Pharmacies	Juices-Retail		0 - 2,499
Walgreens	20011 Bollinger Rd	Cupertino	Santa Clara	Pharmacies	Television & Radio-Dealers		0 - 2,499
Dollar Plus	10123 N Wolfe Rd	Cupertino	Santa Clara	Retail Shops	Tools-New & Used		2,500 - 9,999
Memories Live On Scrapbooking	10191 S DE Anza Blvd	Cupertino	Santa Clara	Scrapbook Albums & Supplies	Tools-New & Used		2,500 - 9,999
Stone Bridge Creations	11220 LA Jolla Ct	Cupertino	Santa Clara	Scrapbook Albums & Supplies	Toys-Retail		2,500 - 9,999
Beacon	22510 Stevens Creek Blvd	Cupertino	Santa Clara	Service Stations-Gasoline & Oil	Trading Posts		0 - 2,499
Chevron	10023 S DE Anza Blvd	Cupertino	Santa Clara	Service Stations-Gasoline & Oil	Trading Posts		0 - 2,499
Chevron	11010 N DE Anza Blvd	Cupertino	Santa Clara	Service Stations-Gasoline & Oil	T-Shirts-Retail		2,500 - 9,999
Cupertino 76	21530 Stevens Creek Blvd	Cupertino	Santa Clara	Service Stations-Gasoline & Oil	Vacuum Cleaners-Household-Dealers	Embroidering Machines (Whls)	2,500 - 9,999
Cupertino Valero	10002 N DE Anza Blvd	Cupertino	Santa Clara	Service Stations-Gasoline & Oil	Vacuum Cleaners-Household-Dealers		2,500 - 9,999
Cupertino's Smog Pro & Auto	10625 N DE Anza Blvd	Cupertino	Santa Clara	Service Stations-Gasoline & Oil	Variety Stores		2,500 - 9,999
Deanza Shell Station	20999 Stevens Creek Blvd	Cupertino	Santa Clara	Service Stations-Gasoline & Oil	Health & Diet Foods-Retail	Cosmetics & Perfumes-Retail	2,500 - 9,999
Rotten Robbie	19030 Stevens Creek Blvd	Cupertino	Santa Clara	Service Stations-Gasoline & Oil	Vitamin & Food Supplements	Nutritionists	2,500 - 9,999

Valero	1699 S DE Anza Blvd	Cupertino	Santa Clara	Service Stations-Gasoline & Oil	Watches-Dealers		0 - 2,499
Valico 76 Svc	19550 Stevens Creek Blvd	Cupertino	Santa Clara	Service Stations-Gasoline & Oil	Wines-Retail		0 - 2,499
Viking Sewing Ctr	10071 E Estates Dr	Cupertino	Santa Clara	Sewing Machines-Household	Women's Apparel-Retail		2,500 - 9,999
Capezio Shoe Co	10123 N Wolfe Rd # 2130	Cupertino	Santa Clara	Shoes-Retail	Yarn-Retail		2,500 - 9,999
Famous Footwear	10123 N Wolfe Rd # 2013	Cupertino	Santa Clara	Shoes-Retail	Boutique Items-Retail		10,000 - 39,999
Footwear Etc For Men & Women	20690 Stevens Creek Blvd	Cupertino	Santa Clara	Shoes-Retail	Boutique Items-Retail	Jewelry Buyers (Whls)	2,500 - 9,999
Howard's Shoes For Children	10123 N Wolfe Rd # 2140	Cupertino	Santa Clara	Shoes-Retail	Boutique Items-Retail		2,500 - 9,999
Payless Shoe Source	10123 N Wolfe Rd # 2115	Cupertino	Santa Clara	Shoes-Retail	Antiques-Dealers		0 - 2,499
Sports Action	10123 N Wolfe Rd # 2137	Cupertino	Santa Clara	Shoes-Retail	Antiques-Dealers		0 - 2,499
Ski Renter	10675 S DE Anza Blvd # 2	Cupertino	Santa Clara	Skiing Equipment-Retail	Archery Equipment & Supplies	Archery Ranges	2,500 - 9,999
Kerley's Hunting & Outfitters	20301 Stevens Creek Blvd	Cupertino	Santa Clara	Sporting Goods-Retail	Beads-Retail		2,500 - 9,999
Racket Supply	10570 S DE Anza Blvd	Cupertino	Santa Clara	Sporting Goods-Retail	Bicycles-Dealers		2,500 - 9,999
Tapioca Express	10118 Bandlely Dr # G	Cupertino	Santa Clara	Tea Rooms	Book Dealers-Used & Rare		0 - 2,499
Cisco Systems	20833 Stevens Creek Blvd	Cupertino	Santa Clara	Television & Radio-Dealers	Boutique Items-Retail		2,500 - 9,999
Liberated Networks Inc	1191 Yorkshire Ct	Cupertino	Santa Clara	Tools-New & Used	Boutique Items-Retail		0 - 2,499
Stephen Legeny Tool & Die	10394 Flora Vista Ave	Cupertino	Santa Clara	Tools-New & Used	Bowling Apparel & Accessories		2,500 - 9,999
Toys Sports Cards	10123 N Wolfe Rd # 2154	Cupertino	Santa Clara	Toys-Retail	Sporting Goods-Retail		0 - 2,499
Moons Trading	8195 Presidio Dr	Cupertino	Santa Clara	Trading Posts	Childrens & Infants Wear-Retail		10,000 - 39,999
Opal Investment	1186 Stafford Dr	Cupertino	Santa Clara	Trading Posts	Childrens & Infants Wear-Retail		10,000 - 39,999
Lizal Inc	19503 Stevens Creek Blvd # 209	Cupertino	Santa Clara	T-Shirts-Retail	Cigar Cigarette & Tobacco Dealers-Retail		0 - 2,499
AAA Vacuum & Sewing Ctr	19070 Stevens Creek Blvd	Cupertino	Santa Clara	Vacuum Cleaners-Household-Dealers	Cigar Cigarette & Tobacco Dealers-Retail		0 - 2,499
Oreck Clean Home Ctr	10745 S DE Anza Blvd # C	Cupertino	Santa Clara	Vacuum Cleaners-Household-Dealers	Cigar Cigarette & Tobacco Dealers-Retail		0 - 2,499
Daiso California	19750 Stevens Creek Blvd	Cupertino	Santa Clara	Variety Stores	Clothing-Retail		10,000 - 39,999
GNC	10123 N Wolfe Rd # 1045	Cupertino	Santa Clara	Vitamin & Food Supplements	Clothing-Retail		2,500 - 9,999
Max Muscle Sports Nutrition	20130 Stevens Creek Blvd	Cupertino	Santa Clara	Vitamin & Food Supplements	Women's Apparel-Retail		10,000 - 39,999
Maxi's Fine Jewelers	10123 N Wolfe Rd # 2047	Cupertino	Santa Clara	Watches-Dealers	Clothing-Retail		10,000 - 39,999
Wine Delight LLC	10660 Carver Dr	Cupertino	Santa Clara	Wines-Retail	Clothing-Retail		10,000 - 39,999
Pinky & Winky	10889 N Wolfe Rd	Cupertino	Santa Clara	Women's Apparel-Retail	Clothing-Retail		2,500 - 9,999
Fei International	19913 LA Mar Dr	Cupertino	Santa Clara	Yarn-Retail	Men's Clothing & Furnishings-Retail	Women's Apparel-Retail	10,000 - 39,999
Elegant Jewelers	10123 N Wolfe Rd # K8	Cupertino	Santa Clara	Jewelers-Retail	Men's Clothing & Furnishings-Retail	Women's Apparel-Retail	10,000 - 39,999
Ettyca Designs	20308 Silverado Ave	Cupertino	Santa Clara	Jewelers-Retail	Clothing-Retail		2,500 - 9,999
Jade Galore Jewelry & Watch Co	10821 N Wolfe Rd	Cupertino	Santa Clara	Jewelers-Retail	Women's Apparel-Retail		10,000 - 39,999
Laxmi Kamal Jewelers	7938 Mcclellan Rd # 2	Cupertino	Santa Clara	Jewelers-Retail	Women's Apparel-Retail		10,000 - 39,999

One Jar Co	11562 Upland Ct	Cupertino	Santa Clara	Jewelers-Retail	Men's Clothing & Furnishings-Retail	Women's Apparel-Retail	10,000 - 39,999
Pride In The USA	19225 Stevens Creek Blvd	Cupertino	Santa Clara	Jewelers-Retail	Computer Parts & Supplies		2,500 - 9,999
Shane Co	21255 Stevens Creek Blvd	Cupertino	Santa Clara	Jewelers-Retail	Convenience Stores	Grocers-Retail	0 - 2,499
Vardy's Jewelers	10227 S DE Anza Blvd	Cupertino	Santa Clara	Jewelers-Retail	Convenience Stores	Grocers-Retail	2,500 - 9,999
Claire's	3 Serramonte Ctr # 360	Daly City	San Mateo	Accessories-Fashion	Convenience Stores	Grocers-Retail	2,500 - 9,999
Claire's	456 Westlake Ctr	Daly City	San Mateo	Accessories-Fashion	Convenience Stores	Grocers-Retail	2,500 - 9,999
Icing By Claire's	40 Serramonte Ctr	Daly City	San Mateo	Accessories-Fashion	Convenience Stores	Grocers-Retail	2,500 - 9,999
Asian Antique & Painting	415 Gellert Blvd	Daly City	San Mateo	Antiques-Dealers	Convenience Stores	Grocers-Retail	0 - 2,499
Jennifer Osner	58 Partridge Ln	Daly City	San Mateo	Antiques-Dealers	Convenience Stores		0 - 2,499
Pacifica Archery	2995 Junipero Serra Blvd	Daly City	San Mateo	Archery Equipment & Supplies	Cookies & Crackers		2,500 - 9,999
Bead Azzled	588 Skyline Dr	Daly City	San Mateo	Beads-Retail	Cosmetics & Perfumes-Retail		0 - 2,499
Mission Motion	7080 Mission St	Daly City	San Mateo	Bicycles-Dealers	Cosmetics & Perfumes-Retail	Permanent Make-Up	0 - 2,499
K 2 Rare Books Co	90 Belmont Dr	Daly City	San Mateo	Book Dealers-Used & Rare	Cosmetics & Perfumes-Retail	Cosmetics-Wholesale	0 - 2,499
Fashion Trend Intl							
Boutique	950 King Plz	Daly City	San Mateo	Boutique Items-Retail	Cosmetics & Perfumes-Retail		2,500 - 9,999
Riann	6283 Mission St	Daly City	San Mateo	Boutique Items-Retail	Cosmetics & Perfumes-Retail		2,500 - 9,999
Bowlers Approach	900 King Plz	Daly City	San Mateo	Bowling Apparel & Accessories	Cosmetics & Perfumes-Retail		0 - 2,499
R & J Bowling Equipment Inc	6340 Mission St	Daly City	San Mateo	Bowling Apparel & Accessories	Hair Goods & Supplies-Retail	Beauty Salons-Equipment & Supplies-Mfrs	2,500 - 9,999
Children's Place	117a Serramonte Ctr	Daly City	San Mateo	Childrens & Infants Wear-Retail	Crafts	Fabric Shops	2,500 - 9,999
Crazy 8	33 Serramonte Ctr	Daly City	San Mateo	Childrens & Infants Wear-Retail	Department Stores		40,000+
Cigarettes Are Cheaper	325 Westlake Ctr	Daly City	San Mateo	Cigar Cigarette & Tobacco Dealers-Retail	Department Stores	Home Accessories & Furnishings	40,000+
D C Smoke Shop	6389 Mission St	Daly City	San Mateo	Cigar Cigarette & Tobacco Dealers-Retail	Department Stores	Retail Shops	40,000+
Tinder Box	107 Serramonte Ctr	Daly City	San Mateo	Cigar Cigarette & Tobacco Dealers-Retail	Department Stores	Retail Shops	40,000+
A'Gaci	120 Serramonte Ctr # 748	Daly City	San Mateo	Clothing-Retail	Department Stores	Retail Shops	40,000+
All Things Fly	6261 Mission St	Daly City	San Mateo	Clothing-Retail	Department Stores	Home Accessories & Furnishings	40,000+
Forever 21	99 Serramonte Ctr	Daly City	San Mateo	Clothing-Retail	Department Stores	Retail Shops	40,000+
Giants Dugout Stores	123 Serramonte Ctr	Daly City	San Mateo	Clothing-Retail	Electronic Equipment & Supplies-Retail		2,500 - 9,999
H&M	16 Serramonte Ctr	Daly City	San Mateo	Clothing-Retail	Electronic Equipment & Supplies-Retail		2,500 - 9,999
Hailand International Inc	329 S Mayfair Ave	Daly City	San Mateo	Clothing-Retail	Electronic Equipment & Supplies-Retail	Data Processing Equipment (Whls)	2,500 - 9,999
Hollister Co	24 Serramonte Ctr	Daly City	San Mateo	Clothing-Retail	Electronic Equipment & Supplies-Retail	Data Processing Equipment (Whls)	2,500 - 9,999
Hot Topic	3 Serramonte Ctr	Daly City	San Mateo	Clothing-Retail	Electronic Equipment & Supplies-Retail		2,500 - 9,999

Kryzza & Kayden's Boutique	210 School St	Daly City	San Mateo	Clothing-Retail	Boutique Items-Retail	Clothing-Retail	2,500 - 9,999
Lane Bryant	96 Serramonte Ctr	Daly City	San Mateo	Clothing-Retail	Fashion Designers		2,500 - 9,999
New York & Co	64 Serramonte Ctr	Daly City	San Mateo	Clothing-Retail	Clothing-Retail		2,500 - 9,999
Pac Sun	26 Serramonte Ctr	Daly City	San Mateo	Clothing-Retail	Food Markets		0 - 2,499
Oneilonline	599 Bellevue Ave	Daly City	San Mateo	Computer Parts & Supplies	Food Products-Retail		0 - 2,499
7-Eleven	1010 Hillside Blvd	Daly City	San Mateo	Convenience Stores	Food Products-Retail		0 - 2,499
7-Eleven	11 Serravista Sq	Daly City	San Mateo	Convenience Stores	Food Products-Retail		0 - 2,499
7-Eleven	2700 Bayshore Blvd	Daly City	San Mateo	Convenience Stores	Fruits & Vegetables & Produce-Retail		0 - 2,499
7-Eleven	293 87th St	Daly City	San Mateo	Convenience Stores	Games & Game Supplies		2,500 - 9,999
7-Eleven	55 Longview Dr	Daly City	San Mateo	Convenience Stores	Video Games	Computer Software	2,500 - 9,999
Quick Pic Market	1225 Hillside Blvd	Daly City	San Mateo	Convenience Stores	Video Games		2,500 - 9,999
S & P Mini Mart	6065 Mission St	Daly City	San Mateo	Convenience Stores	General Merchandise-Retail		0 - 2,499
Mrs Field's Cookies	3 Serramonte Ctr # 23	Daly City	San Mateo	Cookies & Crackers	General Merchandise-Retail		0 - 2,499
Avon Beauty Ctr	444 Westlake Ctr	Daly City	San Mateo	Cosmetics & Perfumes-Retail	General Merchandise-Retail		0 - 2,499
Avon Products Inc	6077 Mission St	Daly City	San Mateo	Cosmetics & Perfumes-Retail	General Merchandise-Retail		0 - 2,499
Avon Products Inc	6730 Mission St # B	Daly City	San Mateo	Cosmetics & Perfumes-Retail	Gifts-Specialty		2,500 - 9,999
Bath & Body Works	106 Serramonte Ctr	Daly City	San Mateo	Cosmetics & Perfumes-Retail	Gift Shops		0 - 2,499
Body Shop	112 Serramonte Ctr	Daly City	San Mateo	Cosmetics & Perfumes-Retail	Gift Shops		0 - 2,499
Joy Cosmetics	2350 Junipero Serra Blvd	Daly City	San Mateo	Cosmetics & Perfumes-Retail	Gift Shops		2,500 - 9,999
Sally Beauty Supply	6875 Mission St	Daly City	San Mateo	Cosmetics & Perfumes-Retail	Gifts-Specialty		2,500 - 9,999
Beverly Fabrics & Crafts	418 Westlake Ctr	Daly City	San Mateo	Crafts	Golf Equipment & Supplies-Retail		2,500 - 9,999
Burlington Coat Factory	99 Southgate Ave	Daly City	San Mateo	Department Stores	Greeting Cards-Retail		2,500 - 9,999
J C Penney Co	63 Serramonte Ctr	Daly City	San Mateo	Department Stores	Food Markets		40,000+
Macy's	1 Serramonte Ctr	Daly City	San Mateo	Department Stores	Convenience Stores		0 - 2,499
Ross Dress For Less	311 Gellert Blvd	Daly City	San Mateo	Department Stores	Grocers-Retail		0 - 2,499
Ross Dress For Less	405 Westlake Ctr	Daly City	San Mateo	Department Stores	Grocers-Retail		0 - 2,499
Target	133 Serramonte Ctr	Daly City	San Mateo	Department Stores	Grocers-Retail		0 - 2,499
TJ Maxx	100 Westlake Ctr	Daly City	San Mateo	Department Stores	Grocers-Retail		2,500 - 9,999
Radioshack	133 Serramonte Ctr	Daly City	San Mateo	Electronic Equipment & Supplies-Retail	Grocers-Retail		0 - 2,499
Radioshack	223 Westlake Ctr	Daly City	San Mateo	Electronic Equipment & Supplies-Retail	Grocers-Retail		40,000+
Radioshack	315 S Mayfair Ave	Daly City	San Mateo	Electronic Equipment & Supplies-Retail	Grocers-Retail		2,500 - 9,999
Radioshack	57 Serramonte Ctr	Daly City	San Mateo	Electronic Equipment & Supplies-Retail	Grocers-Retail		0 - 2,499



Sierra TV & Stereo	18 Dover Ct	Daly City	San Mateo	Electronic Equipment & Supplies-Retail	Grocers-Retail		0 - 2,499
2b Bebe	3 Serramonte Ctr # 324	Daly City	San Mateo	Factory Outlets	Grocers-Retail		0 - 2,499
Fatima's Fashions	619 San Diego Ave	Daly City	San Mateo	Fashion Designers	Grocers-Retail		0 - 2,499
One Step Ahead	5955 Mission St	Daly City	San Mateo	Fashion Designers	Grocers-Retail		2,500 - 9,999
Bayshore Market	2800 Geneva Ave	Daly City	San Mateo	Food Markets	Grocers-Retail		0 - 2,499
Candy Box	216 Skyline Plz	Daly City	San Mateo	Food Products-Retail	Grocers-Retail		2,500 - 9,999
Jollibee	6955 Mission St	Daly City	San Mateo	Food Products-Retail	Grocers-Retail		40,000+
Sei Thu Corp	88 Portola Ave	Daly City	San Mateo	Food Products-Retail	Grocers-Retail	Grocers-Wholesale	2,500 - 9,999
Wen Rui Inc	273 Acton St	Daly City	San Mateo	Fruits & Vegetables & Produce-Retail	Grocers-Retail		0 - 2,499
Game	20 Canterbury Ave	Daly City	San Mateo	Games & Game Supplies	Grocers-Retail		2,500 - 9,999
Gamestop	127c Serramonte Ctr	Daly City	San Mateo	Games & Game Supplies	Grocers-Retail		0 - 2,499
Gamestop	436 Westlake Ctr	Daly City	San Mateo	Games & Game Supplies	Grocers-Retail		0 - 2,499
As Seen On TV	104 Serramonte Ctr	Daly City	San Mateo	General Merchandise-Retail	Hats-Retail		2,500 - 9,999
E Cosway	506 Westlake Village Ctr	Daly City	San Mateo	General Merchandise-Retail	Health & Diet Foods-Retail	Vitamin & Food Supplements	2,500 - 9,999
Ecosway	506 Westlake Ctr	Daly City	San Mateo	General Merchandise-Retail	Health Care Products		10,000 - 39,999
Jerrys Hafa Gifts	278 Wyandotte Ave	Daly City	San Mateo	General Merchandise-Retail	Herbs		2,500 - 9,999
Disney Store	25 Serramonte Ctr	Daly City	San Mateo	Gift Shops	Herbs		2,500 - 9,999
Lobella	508 Westlake Ctr	Daly City	San Mateo	Gift Shops	Hardware-Retail	Home Improvements	40,000+
Royal Rubi	190 Skyline Plz	Daly City	San Mateo	Gift Shops	Lingerie	Cosmetics & Perfumes-Retail	10,000 - 39,999
Sanrio	39 Serramonte Ctr	Daly City	San Mateo	Gift Shops	Liquors-Retail		0 - 2,499
Things Remembered	118 Serramonte Ctr	Daly City	San Mateo	Gift Shops	Liquors-Retail		0 - 2,499
Olympic Club Golf Shop	599 Skyline Dr	Daly City	San Mateo	Golf Equipment & Supplies-Retail	Liquors-Retail		0 - 2,499
Side Prints	202 Station Ave	Daly City	San Mateo	Greeting Cards-Retail	Liquors-Retail		0 - 2,499
99 Ranch Market	250 Skyline Plz	Daly City	San Mateo	Grocers-Retail	Liquors-Retail		0 - 2,499
Circle A Food Store & Deli	199 87th St	Daly City	San Mateo	Grocers-Retail	Maternity Apparel		2,500 - 9,999
Crocker Grocery	98 Crocker Ave	Daly City	San Mateo	Grocers-Retail	Women's Apparel-Retail		2,500 - 9,999
Daly City Market	333 87th St	Daly City	San Mateo	Grocers-Retail	Meat-Retail		0 - 2,499
Hillside Market	1165 Hillside Blvd	Daly City	San Mateo	Grocers-Retail	Men's Clothing & Furnishings-Retail		2,500 - 9,999
Kuk Jea Market	2350 Junipero Serra Blvd	Daly City	San Mateo	Grocers-Retail	Men's Clothing & Furnishings-Retail	Clothing & Accessories Men Big & Tall	2,500 - 9,999
LA Loma Inc	6001 Mission St	Daly City	San Mateo	Grocers-Retail	Mexican & Latin American Food Products		2,500 - 9,999
Lucky	6843 Mission St	Daly City	San Mateo	Grocers-Retail	Mexican & Latin American Food Products		2,500 - 9,999
Manila Oriental Market	550 King Dr	Daly City	San Mateo	Grocers-Retail	Miscellaneous Retail Stores Nec		0 - 2,499
Mid-City Market	6718 Mission St	Daly City	San Mateo	Grocers-Retail	Miscellaneous Retail Stores Nec		2,500 - 9,999
New Daly City Market	398 Templeton Ave	Daly City	San Mateo	Grocers-Retail	Miscellaneous Retail Stores Nec		2,500 - 9,999
Nipa Hut	19 San Pedro Rd	Daly City	San Mateo	Grocers-Retail	Nurserymen		0 - 2,499

NTM Oriental Trading	6277 Mission St	Daly City	San Mateo	Grocers-Retail	Office Supplies		2,500 - 9,999
Pacific Supermarket	1420 Southgate Ave	Daly City	San Mateo	Grocers-Retail	Office Supplies		2,500 - 9,999
Paradise Brazilian Imports	6564 Mission St	Daly City	San Mateo	Grocers-Retail	Optical Goods-Retail		2,500 - 9,999
Phillippine Grocery	27 Wembley Dr	Daly City	San Mateo	Grocers-Retail	Optical Goods-Retail	Opticians	2,500 - 9,999
Safeway	601 Westlake Ctr	Daly City	San Mateo	Grocers-Retail	Optical Goods-Retail		2,500 - 9,999
Smart & Final	6967 Mission St	Daly City	San Mateo	Grocers-Retail	Party Supplies		2,500 - 9,999
Sun Valley Dairy	615 Schwerin St	Daly City	San Mateo	Grocers-Retail	Party Supplies		2,500 - 9,999
Trader Joe's	417 Westlake Ctr	Daly City	San Mateo	Grocers-Retail	Perfume-Retail	Cosmetics & Perfumes-Retail	2,500 - 9,999
Valerio's Tropical Bake Shop	109 King Plz # 109	Daly City	San Mateo	Grocers-Retail	Pet Supplies & Foods-Retail		2,500 - 9,999
Verona Groceries & Liquors	301 Miriam St	Daly City	San Mateo	Grocers-Retail	Pet Supplies & Foods-Retail		2,500 - 9,999
Hatclub LLC	98 Serramonte Ctr	Daly City	San Mateo	Hats-Retail	Tropical Fish-Retail	Pet Training	2,500 - 9,999
Shaklee Distributor	88 Franciscan Dr	Daly City	San Mateo	Health & Diet Foods-Retail	Tropical Fish-Retail	Birds	2,500 - 9,999
Tahitian Noni Intl	73 San Juan Ave	Daly City	San Mateo	Health Care Products	Pet Supplies & Foods-Retail		2,500 - 9,999
Evergreen Ginseng & Herb Co	206 Skyline Plz	Daly City	San Mateo	Herbs	Pharmacies		10,000 - 39,999
Kwok Hong Chinese Herbs Inc	6324 Mission St	Daly City	San Mateo	Herbs	Pharmacies		10,000 - 39,999
Home Depot	700 Westlake Ctr	Daly City	San Mateo	Home Centers	Pharmacies		10,000 - 39,999
Victoria's Secret	121 Serramonte Ctr	Daly City	San Mateo	Lingerie	Variety Stores	Vitamin & Food Supplements	10,000 - 39,999
D C Liquor & Grocery	202 School St	Daly City	San Mateo	Liquors-Retail	Pharmacies		10,000 - 39,999
Plaza Liquor Deli	301 E Market St	Daly City	San Mateo	Liquors-Retail	Pharmacies		10,000 - 39,999
Skyline Plaza Liquors	242 Skyline Plz	Daly City	San Mateo	Liquors-Retail	Variety Stores	Vitamin & Food Supplements	10,000 - 39,999
St Francis Square Liquors	7 Saint Francis Sq	Daly City	San Mateo	Liquors-Retail	Variety Stores	Vitamin & Food Supplements	10,000 - 39,999
Westlake Liquors	44 Park Plaza Dr	Daly City	San Mateo	Liquors-Retail	Variety Stores	Vitamin & Food Supplements	10,000 - 39,999
Motherhood Maternity	1 Serramonte Ctr	Daly City	San Mateo	Maternity Apparel	Variety Stores	Vitamin & Food Supplements	10,000 - 39,999
Motherhood Maternity	37 Serramonte Ctr	Daly City	San Mateo	Maternity Apparel	Retail Shops		40,000+
Daly City Meat Fish & Poultry	44 San Pedro Rd	Daly City	San Mateo	Meat-Retail	Retail Shops		40,000+
Bench	103 Serramonte Ctr	Daly City	San Mateo	Men's Clothing & Furnishings-Retail	Service Stations-Gasoline & Oil		0 - 2,499
Casual Male XL	350 Gellert Blvd	Daly City	San Mateo	Men's Clothing & Furnishings-Retail	Service Stations-Gasoline & Oil	Alternative Fuels	0 - 2,499
Int Senior Pedro	82 School St	Daly City	San Mateo	Mexican & Latin American Food Products	Service Stations-Gasoline & Oil	Alternative Fuels	0 - 2,499
Senor Pedro Produce & Deli	82 School St	Daly City	San Mateo	Mexican & Latin American Food Products	Service Stations-Gasoline & Oil	Automobile Repairing & Service	0 - 2,499
Celevante Trading LLC	1303 S Mayfair Ave	Daly City	San Mateo	Miscellaneous Retail Stores	Service Stations-Gasoline & Oil		0 - 2,499

Gifts 4 My Angels	4571 Callan Blvd	Daly City	San Mateo	Miscellaneous Retail Stores Nec	Service Stations-Gasoline & Oil	Car Washing & Polishing	0 - 2,499
Koala Express	199 Serravista Ave	Daly City	San Mateo	Miscellaneous Retail Stores Nec	Service Stations-Gasoline & Oil	Automated Teller Machines	0 - 2,499
Gomez Nursery	169 1st Ave	Daly City	San Mateo	Nurserymen	Service Stations-Gasoline & Oil		0 - 2,499
Office Depot	307 Gellert Blvd	Daly City	San Mateo	Office Supplies	Service Stations-Gasoline & Oil	Alternative Fuels	0 - 2,499
Uniwide Merchandise	333 Hickey Blvd # 304	Daly City	San Mateo	Office Supplies	Service Stations-Gasoline & Oil		0 - 2,499
Optical Doctor Line	133 Serramonte Ctr	Daly City	San Mateo	Optical Goods-Retail	Service Stations-Gasoline & Oil	Alternative Fuels	0 - 2,499
Site For Sore Eyes	69 Serramonte Ctr	Daly City	San Mateo	Optical Goods-Retail	Service Stations-Gasoline & Oil	Automated Teller Machines	0 - 2,499
Target Optical	133 Serramonte Ctr	Daly City	San Mateo	Optical Goods-Retail	Service Stations-Gasoline & Oil	Automated Teller Machines	0 - 2,499
Party City	317 Gellert Blvd	Daly City	San Mateo	Party Supplies	Service Stations-Gasoline & Oil	Automated Teller Machines	0 - 2,499
Party Warehouse	28 Westlake Ctr	Daly City	San Mateo	Party Supplies	Convenience Stores	Gas-Liquefied Petro-Bttld/Bulk (Whls)	0 - 2,499
Perfumania	40 Serramonte Ctr # A	Daly City	San Mateo	Perfume-Retail	Service Stations-Gasoline & Oil		0 - 2,499
Unleashed By PETCO	432 Westlake Ctr	Daly City	San Mateo	Pet Shops	Service Stations-Gasoline & Oil	Automated Teller Machines	0 - 2,499
Pet Food Express	6925 Mission St	Daly City	San Mateo	Pet Supplies & Foods-Retail	Service Stations-Gasoline & Oil		0 - 2,499
PETSMART	315 Gellert Blvd	Daly City	San Mateo	Pet Supplies & Foods-Retail	Shoes-Retail		2,500 - 9,999
Serramonte Pet Shop	44 Serramonte Ctr	Daly City	San Mateo	Pet Supplies & Foods-Retail	Shoes-Retail		2,500 - 9,999
Yak King Dog Enterprises	327 Woodrow St	Daly City	San Mateo	Pet Supplies & Foods-Retail	Shoes-Retail		2,500 - 9,999
1800 Sullivan Pharmacy	1800 Sullivan Ave # 102	Daly City	San Mateo	Pharmacies	Shoes-Retail	Sportswear-Retail	2,500 - 9,999
Apothecary	1500 Southgate Ave # 109	Daly City	San Mateo	Pharmacies	Shoes-Retail	Sportswear-Retail	2,500 - 9,999
Carlmont Pharmacy	58 Parnell Ave	Daly City	San Mateo	Pharmacies	Shoes-Retail		2,500 - 9,999
CVS Pharmacy	348 Gellert Blvd	Daly City	San Mateo	Pharmacies	Shoes-Retail		2,500 - 9,999
L-Trading Inc	32 Jacqueline Ct	Daly City	San Mateo	Pharmacies	Shoes-Retail		2,500 - 9,999
R & S Prescription Inc	901 Campus Dr # 108	Daly City	San Mateo	Pharmacies	Shoes-Retail		2,500 - 9,999
Walgreens	216 Westlake Ctr	Daly City	San Mateo	Pharmacies	Shoes-Retail		2,500 - 9,999
Walgreens	22 San Pedro Rd	Daly City	San Mateo	Pharmacies	Shoes-Retail		2,500 - 9,999
Walgreens	395 S Mayfair Ave # 216	Daly City	San Mateo	Pharmacies	Shoes-Retail		2,500 - 9,999
Walgreens	6100 Mission St	Daly City	San Mateo	Pharmacies	Shoes-Retail		2,500 - 9,999
Dai Ichi	1420 S Mayfair Ave	Daly City	San Mateo	Retail Shops	Shoes-Retail		2,500 - 9,999
Daly City Market	6775 Mission St	Daly City	San Mateo	Retail Shops	Sporting Goods-Retail		2,500 - 9,999
5 Star Gas & Diesel	1216 Hillside Blvd	Daly City	San Mateo	Service Stations-Gasoline & Oil	Sporting Goods-Retail	Bicycles-Dealers	2,500 - 9,999
	76 2428 Junipero Serra Blvd	Daly City	San Mateo	Service Stations-Gasoline & Oil	Sportswear-Retail		2,500 - 9,999
AU Energy LLC	398 Gellert Blvd	Daly City	San Mateo	Service Stations-Gasoline & Oil	Sunglasses & Sun Goggles		2,500 - 9,999
Bayshore Chevron Auto Svc	2690 Bayshore Blvd	Daly City	San Mateo	Service Stations-Gasoline & Oil	Sunglasses & Sun Goggles		2,500 - 9,999

Beyond Jeff Production LLC	1212 S Mayfair Ave	Daly City	San Mateo	Service Stations-Gasoline & Oil Tools-New & Used		2,500 - 9,999
Chevron	892 John Daly Blvd	Daly City	San Mateo	Service Stations-Gasoline & Oil Variety Stores		0 - 2,499
Daly City 76	3001 Junipero Serra Blvd	Daly City	San Mateo	Service Stations-Gasoline & Oil Variety Stores		0 - 2,499
Flyers	2195 Junipero Serra Blvd	Daly City	San Mateo	Service Stations-Gasoline & Oil Variety Stores		0 - 2,499
Flyers	501 Serramonte Blvd	Daly City	San Mateo	Service Stations-Gasoline & Oil Retail Shops		0 - 2,499
G & J Acquisitions	950 Hillside Blvd	Daly City	San Mateo	Service Stations-Gasoline & Oil Health & Diet Foods-Retail	Cosmetics & Perfumes-Retail	2,500 - 9,999
Hickey Chevron	410 Hickey Blvd	Daly City	San Mateo	Service Stations-Gasoline & Oil Health & Diet Foods-Retail	Cosmetics & Perfumes-Retail	2,500 - 9,999
Mayfair 76	101 S Mayfair Ave	Daly City	San Mateo	Service Stations-Gasoline & Oil Watch Straps & Bands		2,500 - 9,999
Mission 76	6989 Mission St	Daly City	San Mateo	Service Stations-Gasoline & Oil Watch Straps & Bands	Jewelry-Repairing	2,500 - 9,999
Serramonte 76	137 Serramonte Ctr	Daly City	San Mateo	Service Stations-Gasoline & Oil Wines-Retail		0 - 2,499
Sullivan Valero & Food Mart	1690 Sullivan Ave	Daly City	San Mateo	Service Stations-Gasoline & Oil Women's Apparel-Retail		2,500 - 9,999
Triton Gas	4698 Callan Blvd	Daly City	San Mateo	Service Stations-Gasoline & Oil Women's Apparel-Retail		0 - 2,499
Washington St Arco	295 Washington St	Daly City	San Mateo	Service Stations-Gasoline & Oil Women's Apparel-Retail	Physicians & Surgeons Equip & Supls-Whls	2,500 - 9,999
Westlake Arco	151 Southgate Ave	Daly City	San Mateo	Service Stations-Gasoline & Oil Women's Apparel-Retail		2,500 - 9,999
Bakers	115 Serramonte Ctr	Daly City	San Mateo	Shoes-Retail	Women's Apparel-Retail	2,500 - 9,999
Cathy Jean Inc	114 Serramonte Ctr	Daly City	San Mateo	Shoes-Retail	Women's Apparel-Retail	2,500 - 9,999
DSW Shoe Warehouse	306 Westlake Ctr	Daly City	San Mateo	Shoes-Retail	Book Dealers-Used & Rare	0 - 2,499
Finish Line	3 Serramonte Ctr	Daly City	San Mateo	Shoes-Retail	Collectibles	0 - 2,499
Foot Locker	8b Serramonte Ctr	Daly City	San Mateo	Shoes-Retail	Dolls-Retail	2,500 - 9,999
Footaction USA	3 Serramonte Ctr	Daly City	San Mateo	Shoes-Retail	Grocers-Retail	0 - 2,499
Journeys	32 Serramonte Ctr	Daly City	San Mateo	Shoes-Retail	Hardware-Retail	2,500 - 9,999
Kick City	514 Westlake Ctr	Daly City	San Mateo	Shoes-Retail	Liquors-Retail	0 - 2,499
Kids Foot Locker	11 Serramonte Ctr	Daly City	San Mateo	Shoes-Retail	Yarn-Retail	2,500 - 9,999
Lady Foot Locker	36 Serramonte Ctr	Daly City	San Mateo	Shoes-Retail	Gift Shops	0 - 2,499
Payless Shoe Source	127 Serramonte Ctr # 652	Daly City	San Mateo	Shoes-Retail	Golf Equipment & Supplies-Retail	2,500 - 9,999
Red Wing Shoe Store	227 Westlake Ctr	Daly City	San Mateo	Shoes-Retail	Service Stations-Gasoline & Oil	Automated Teller Machines
Shoe Palace Inc	32 Serramonte Ctr	Daly City	San Mateo	Shoes-Retail	Yarn-Retail	2,500 - 9,999
Big 5 Sporting Goods	314 Gellert Blvd	Daly City	San Mateo	Sporting Goods-Retail	Candy & Confectionery-Retail	2,500 - 9,999
Broadmoor Bicycle Shop	150 San Pedro Rd	Daly City	San Mateo	Sporting Goods-Retail	Candy & Confectionery-Retail	2,500 - 9,999
Sports Authority	301 Gellert Blvd # 300	Daly City	San Mateo	Sporting Goods-Retail	Candy & Confectionery-Retail	2,500 - 9,999
Sports City	55 Serramonte Ctr	Daly City	San Mateo	Sporting Goods-Retail	Clothing-Retail	2,500 - 9,999

Sunglass Hut	1 Serramonte Ctr	Daly City	San Mateo	Sunglasses & Sun Goggles	Clothing-Retail		2,500 - 9,999
Sunglass Hut	18 Serramonte Ctr	Daly City	San Mateo	Sunglasses & Sun Goggles	Clothing-Retail		2,500 - 9,999
Boltmore Speciality Tools	192 Franciscan Dr	Daly City	San Mateo	Tools-New & Used	Department Stores	Men's Clothing & Furnishings-Retail	10,000 - 39,999
Daiso California	146 Serramonte Ctr	Daly City	San Mateo	Variety Stores	Clothing-Used		0 - 2,499
Dollar A Day	6198 Mission St	Daly City	San Mateo	Variety Stores	Computer Software	Digital Printing (Mfrs)	40,000+
Dollar Only	6400 Mission St	Daly City	San Mateo	Variety Stores	Convenience Stores	Service Stations-Gasoline & Oil	2,500 - 9,999
Dollar Tree	2840 Geneva Ave	Daly City	San Mateo	Variety Stores	Convenience Stores	Grocers-Retail	0 - 2,499
GNC	200 Westlake Ctr	Daly City	San Mateo	Vitamin & Food Supplements	Cosmetics & Perfumes-Retail		0 - 2,499
GNC	67 Serramonte Ctr	Daly City	San Mateo	Vitamin & Food Supplements	Cosmetics & Perfumes-Retail		0 - 2,499
Fondz	55 Saint James Ct	Daly City	San Mateo	Watch Straps & Bands	Department Stores	Retail Shops	40,000+
Maze Watch & Jewelry Repair	133m Serramonte Ctr	Daly City	San Mateo	Watch Straps & Bands	Department Stores	Home Accessories & Furnishings	40,000+
Premiere Wines	293 Accacia St	Daly City	San Mateo	Wines-Retail	Electronic Equipment & Supplies-Retail	Data Processing Equipment (Whls)	2,500 - 9,999
Forever Twenty One	47 Serramonte Ctr	Daly City	San Mateo	Women's Apparel-Retail	Department Stores	Retail Shops	10,000 - 39,999
Jencels Boutique	60 Kent Ct	Daly City	San Mateo	Women's Apparel-Retail	Hobby & Model Constr Supplies-Retail		2,500 - 9,999
Life Uniform	58 Serramonte Ctr	Daly City	San Mateo	Women's Apparel-Retail	General Merchandise-Retail		0 - 2,499
Miki	441 Westlake Ctr	Daly City	San Mateo	Women's Apparel-Retail	Greeting Cards-Retail		2,500 - 9,999
Nina's	126 Serramonte Ctr	Daly City	San Mateo	Women's Apparel-Retail	Golf Equipment & Supplies-Retail		2,500 - 9,999
Pretty In Pink	448 Westlake Ctr	Daly City	San Mateo	Women's Apparel-Retail	Grocers-Retail		0 - 2,499
American Beauty	2380 Junipero Serra Blvd # A	Daly City	San Mateo	Jewelers-Retail	Grocers-Retail	Bakers-Retail	2,500 - 9,999
Fantasy Jewels	35m Serramonte Ctr	Daly City	San Mateo	Jewelers-Retail	Grocers-Retail	Bakers-Retail	40,000+
Fred Meyer Jewelers	32 Serramonte Ctr	Daly City	San Mateo	Jewelers-Retail	Hardware-Retail	Paint-Retail	10,000 - 39,999
Joyeria Discoteca Melissa	331 E Market St	Daly City	San Mateo	Jewelers-Retail	Hardware-Retail		2,500 - 9,999
Kay Jewelers	27 Serramonte Ctr	Daly City	San Mateo	Jewelers-Retail	Health & Diet Foods-Retail		2,500 - 9,999
LTT Trading	950 King Plz # 112	Daly City	San Mateo	Jewelers-Retail	Health & Diet Foods-Retail	Nutritionists	2,500 - 9,999
Mary's Jewelry	18 Serramonte Ctr	Daly City	San Mateo	Jewelers-Retail	Health & Diet Foods-Retail		2,500 - 9,999
Piercing Pagoda	105 Serramonte Ctr # 915	Daly City	San Mateo	Jewelers-Retail	Hardware-Retail	Home Improvements	40,000+
Piercing Pagoda	116 Serramonte Ctr	Daly City	San Mateo	Jewelers-Retail	Liquors-Retail		0 - 2,499
Westlake Jewelers	17 Saint Francis Sq	Daly City	San Mateo	Jewelers-Retail	Liquors-Retail		0 - 2,499
Zales The Diamond Store	107 Serramonte Ctr # B	Daly City	San Mateo	Jewelers-Retail	Luggage-Retail		10,000 - 39,999
Harbor Books & Gallery	270 Capistrano Rd	El Granada	San Mateo	Book Dealers-Used & Rare	Native American Goods		0 - 2,499
Not For Sale	270 Capistrano Rd	El Granada	San Mateo	Collectibles	Office Supplies	Federal Government	2,500 - 9,999
Two Day Dreamers	PO Box 1590	El Granada	San Mateo	Dolls-Retail	Computer Parts & Supplies	Contractors	2,500 - 9,999
El Granada Market	PO Box 1394	El Granada	San Mateo	Grocers-Retail	Office Supplies	Printers (Mfrs)	2,500 - 9,999
El Granada Hardware	PO Box 2058	El Granada	San Mateo	Hardware-Retail	Optical Goods-Retail		2,500 - 9,999
El Granada Beverage & Video	PO Box 1314	El Granada	San Mateo	Liquors-Retail	Optical Goods-Retail		2,500 - 9,999
Princeton Yarns	270 Capistrano Rd # 20	El Granada	San Mateo	Yarn-Retail	Party Supplies		0 - 2,499

Cheryl Gifts & Prizes	644 Lakemead Way	Emerald Hills	San Mateo	Gift Shops	Pet Supplies & Foods-Retail	Pet Training	2,500 - 9,999
Frogger	560 Lakemead Way	Emerald Hills	San Mateo	Golf Equipment & Supplies-Retail	Variety Stores	Vitamin & Food Supplements	10,000 - 39,999
Canyon Gas & Propane	590 Canyon Rd	Emerald Hills	San Mateo	Service Stations-Gasoline & Oil	Pharmacies		10,000 - 39,999
Amazing Yarns	2559 Woodland Pl	Emerald Hills	San Mateo	Yarn-Retail	Pharmacies		10,000 - 39,999
Care Evaluators	1166 Triton Dr # 600	Foster City	San Mateo	Candy & Confectionery-Retail	Computers-Dealers-Used		0 - 2,499
Hair Candy Accessories	1735 Beach Park Blvd	Foster City	San Mateo	Candy & Confectionery-Retail	Service Stations-Gasoline & Oil		0 - 2,499
Pretzel Logic LLC	630 Greenwich Ln	Foster City	San Mateo	Candy & Confectionery-Retail	Convenience Stores	Alternative Fuels	0 - 2,499
Cezu Fashion	901 Crane Ave	Foster City	San Mateo	Clothing-Retail	Shoes-Retail		2,500 - 9,999
JLE Inc	1084 Jamaica St	Foster City	San Mateo	Clothing-Retail	Sporting Goods-Retail		2,500 - 9,999
Laptop For Kids Inc	639 Pegasus Ln	Foster City	San Mateo	Clothing-Retail	Sporting Goods-Retail		2,500 - 9,999
Old Navy	3000 Bridgepointe Pkwy	Foster City	San Mateo	Clothing-Retail	Sporting Goods-Retail	Bicycles-Dealers	2,500 - 9,999
Gold Rush Outfitters Inc	1098 Foster City Blvd # 201	Foster City	San Mateo	Clothing-Used	Tennis Equipment & Supplies-Retail		2,500 - 9,999
Electronics For Imaging Inc	303 Velocity Way	Foster City	San Mateo	Computer Supplies & Parts-Manufacturers	Toys-Retail		2,500 - 9,999
AMPM	880 E Hillsdale Blvd	Foster City	San Mateo	Convenience Stores	Used Merchandise Stores		0 - 2,499
Foster City Mini Mart	1080 Shell Blvd	Foster City	San Mateo	Convenience Stores	Variety Stores		0 - 2,499
Mary Kay Cosmetics	PO Box 4478	Foster City	San Mateo	Cosmetics & Perfumes-Retail	Video Games		2,500 - 9,999
Ulta Beauty	3010 Bridgepointe Pkwy	Foster City	San Mateo	Cosmetics & Perfumes-Retail	Video Games		2,500 - 9,999
Marshalls	2240 Bridgepointe Pkwy	Foster City	San Mateo	Department Stores	Vitamin & Food Supplements		2,500 - 9,999
Target	2220 Bridgepointe Pkwy	Foster City	San Mateo	Department Stores	Vitamin & Food Supplements		2,500 - 9,999
Radioshack	901 Edgewater Blvd # A	Foster City	San Mateo	Electronic Equipment & Supplies-Retail	Health & Diet Foods-Retail	Cosmetics & Perfumes-Retail	2,500 - 9,999
Pier 1 Imports	2003 Chess Dr	Foster City	San Mateo	Furniture-Dealers-Retail	Vitamin & Food Supplements		2,500 - 9,999
GCM	1155 Chess Dr # 100	Foster City	San Mateo	General Contractors	Wines-Retail		0 - 2,499
Pacific Sales & Imports Inc	732 Celestial Ln	Foster City	San Mateo	General Merchandise-Retail	Women's Apparel-Retail		0 - 2,499
Hallmark Creations	2210 Bridgepointe Pkwy	Foster City	San Mateo	Gift Shops	Women's Apparel-Retail		2,500 - 9,999
Golf Mart	2401 E 3rd Ave	Foster City	San Mateo	Golf Equipment & Supplies-Retail	Antiques-Dealers		2,500 - 9,999
99 Ranch Market	1070 Foster City Blvd	Foster City	San Mateo	Grocers-Retail	Bicycles-Dealers	Bicycles-Renting	0 - 2,499
Lucky Supermarket	919 Edgewater Blvd	Foster City	San Mateo	Grocers-Retail	Book Dealers-Retail	Cigar Cigarette & Tobacco Dealers-Retail	2,500 - 9,999
Safeway	921 E Hillsdale Blvd	Foster City	San Mateo	Grocers-Retail	Book Dealers-Retail		0 - 2,499
Orchard Supply Hardware	1010 Metro Center Blvd	Foster City	San Mateo	Hardware-Retail	Book Dealers-Retail		2,500 - 9,999
Solo Slide Fasteners Inc	619 Mystic Ln	Foster City	San Mateo	Hardware-Retail	Book Dealers-Used & Rare		0 - 2,499

Fresh Start Natural Foods	1059 Monterey Ave	Foster City	San Mateo	Health & Diet Foods-Retail	Boutique Items-Retail		2,500 - 9,999
GCI Nutrients	1163 Chess Dr # H	Foster City	San Mateo	Health & Diet Foods-Retail	Boutique Items-Retail		2,500 - 9,999
Rosenberg Barbara Dist Ba	1426 Saint Kitts Ln	Foster City	San Mateo	Health & Diet Foods-Retail	Candy & Confectionery-Retail		0 - 2,499
Home Depot	2001 Chess Dr	Foster City	San Mateo	Home Centers	Childrens & Infants Wear-Retail		10,000 - 39,999
Jay Vee Liquors	1088 Shell Blvd	Foster City	San Mateo	Liquors-Retail	Clothing-Retail		2,500 - 9,999
Philip's Liquor	999c Edgewater Blvd	Foster City	San Mateo	Liquors-Retail	Clothing-Retail		2,500 - 9,999
Edwards Luggage Inc	385 Foster City Blvd	Foster City	San Mateo	Luggage-Retail	Collectibles		0 - 2,499
India Cash & Carry	1058 Shell Blvd # D	Foster City	San Mateo	Native American Goods	Convenience Stores	Grocers-Retail	0 - 2,499
Mitchell Snow Inc	363 Vintage Park Dr # A	Foster City	San Mateo	Office Supplies	Convenience Stores	Liquors-Retail	0 - 2,499
Staples	2230 Bridgepointe Pkwy	Foster City	San Mateo	Office Supplies	Cosmetics & Perfumes-Retail		0 - 2,499
Tung Hing USA Indl	1819 Beach Park Blvd	Foster City	San Mateo	Office Supplies	Cosmetics & Perfumes-Retail		0 - 2,499
Pioneer Materials Inc	548 Trinidad Ln	Foster City	San Mateo	Optical Goods-Retail	Department Stores	Variety Stores	40,000+
Target Optical	2220 Bridgepointe Pkwy	Foster City	San Mateo	Optical Goods-Retail	Fruits & Vegetables & Produce-Retail		0 - 2,499
Gametime	PO Box 4700	Foster City	San Mateo	Party Supplies	Fruits & Vegetables & Produce-Retail		0 - 2,499
PETCO	3012 Bridgepointe Pkwy	Foster City	San Mateo	Pet Supplies & Foods-Retail	Fruits & Vegetables & Produce-Retail	Florists-Wholesale	2,500 - 9,999
CVS Pharmacy	987 E Hillsdale Blvd	Foster City	San Mateo	Pharmacies	Fruits & Vegetables & Produce-Retail		0 - 2,499
Iconix Pharmaceuticals Inc	110 Marsh Dr # 200	Foster City	San Mateo	Pharmacies	Fruits & Vegetables & Produce-Retail	Fruits & Vegetables-Wholesale	0 - 2,499
Lucky Pharmacy	919 Edgewater Blvd	Foster City	San Mateo	Pharmacies	General Merchandise-Retail		0 - 2,499
Tier 1 PC	1163 Chess Dr # K	Foster City	San Mateo	Records Tapes & Compact Discs-Retail	Greeting Cards-Retail		2,500 - 9,999
Chevron	1101 E Hillsdale Blvd	Foster City	San Mateo	Service Stations-Gasoline & Oil	Gift Shops		0 - 2,499
Foster City Valero	501 Foster City Blvd	Foster City	San Mateo	Service Stations-Gasoline & Oil	Gift Shops		0 - 2,499
Sapphira By Fuller Girls Inc	359 Mullet Ct # A	Foster City	San Mateo	Shoes-Retail	Gift Shops	Commercial Printing Nec (Mfrs)	2,500 - 9,999
Boomerang Masonry	708 Niantic Dr	Foster City	San Mateo	Sporting Goods-Retail	Gift Shops		2,500 - 9,999
Burnwater	353 Mullet Ct	Foster City	San Mateo	Sporting Goods-Retail	Gift Shops		2,500 - 9,999
Sports Authority	2250 Bridgepointe Pkwy	Foster City	San Mateo	Sporting Goods-Retail	Grocers-Retail		2,500 - 9,999
Zalles Racquet Sports	969 Edgewater Blvd # C	Foster City	San Mateo	Sporting Goods-Retail	Grocers-Retail		0 - 2,499
Toys R Us	2270 Bridgepointe Pkwy	Foster City	San Mateo	Toys-Retail	Grocers-Retail		2,500 - 9,999
Antique Clock Restoration	256 Avocet Ct	Foster City	San Mateo	Used Merchandise Stores	Grocers-Retail	Juices-Retail	0 - 2,499
Copper's Cozy Corner	980 Edgewater Blvd	Foster City	San Mateo	Variety Stores	Grocers-Retail	Records Tapes Cd's Used & Vintage	0 - 2,499
Perfect World	1001 E Hillsdale Blvd # 8	Foster City	San Mateo	Video Games	Grocers-Retail		0 - 2,499
Sanzaru Games Inc	323 Vintage Park Dr # B	Foster City	San Mateo	Video Games	Grocers-Retail	Bakers-Retail	40,000+
Amway Business Opportunity	1141 Catamaran St	Foster City	San Mateo	Vitamin & Food Supplements	Hardware-Retail	Lumber-Retail	2,500 - 9,999

FRS Co	101 Lincoln Centre Dr # 500	Foster City	San Mateo	Vitamin & Food Supplements	Kites-Retail		2,500 - 9,999
GNC	969 Edgewater Blvd	Foster City	San Mateo	Vitamin & Food Supplements	Landscaping Equipment & Supplies	Topsoil	2,500 - 9,999
Optimal Nutrients	1163 Chess Dr # F	Foster City	San Mateo	Vitamin & Food Supplements	Meat-Retail		2,500 - 9,999
Wine On A Rope	617 Bridgeport Ln	Foster City	San Mateo	Wines-Retail	Nurserymen		0 - 2,499
Earthy Treasures	939 Edgewater Blvd # K	Foster City	San Mateo	Women's Apparel-Retail	Nurserymen	Nurseries-Plants Trees & Etc-	0 - 2,499
Josephine & Co	7211 Admiralty Ln	Foster City	San Mateo	Women's Apparel-Retail	Nurserymen	Wholesale	0 - 2,499
Ruby Wallet LLC	1403 Saint Kitts Ln	Foster City	San Mateo	Jewelers-Retail	Nurserymen		2,500 - 9,999
Half To Have It	131 California Ave	Bay Half Moon	San Mateo	Antiques-Dealers	Office Supplies	Home Centers	2,500 - 9,999
Bike Works	520 Kelly St	Bay Half Moon	San Mateo	Bicycles-Dealers	Optical Goods-Retail		2,500 - 9,999
Bay Book Co	80 Cabrillo Hwy N # F	Bay Half Moon	San Mateo	Book Dealers-Retail	Party Supplies		2,500 - 9,999
Coastside Books	432 Main St # B	Bay Half Moon	San Mateo	Book Dealers-Retail	Pet Supplies & Foods-Retail		2,500 - 9,999
Ink Spell Books	500 Purissima St	Bay Half Moon	San Mateo	Book Dealers-Retail	Pet Supplies & Foods-Retail		2,500 - 9,999
Ocean Books	416 Main St	Bay Half Moon	San Mateo	Book Dealers-Used & Rare	Variety Stores	Vitamin & Food Supplements	10,000 - 39,999
Posh Moon	519 Main St	Bay Half Moon	San Mateo	Boutique Items-Retail	Pharmacies		10,000 - 39,999
Trulnly Mine	116 Cabrillo Hwy N	Bay Half Moon	San Mateo	Boutique Items-Retail	Pharmacies		10,000 - 39,999
Simply Delicious Sweets-Treats	80 Cabrillo Hwy N # G	Bay Half Moon	San Mateo	Candy & Confectionery-Retail	Pharmacies		10,000 - 39,999
P Cottontail & Co	527 Main St	Bay Half Moon	San Mateo	Childrens & Infants Wear-Retail	Variety Stores	Vitamin & Food Supplements	2,500 - 9,999
Cara Mia Baby LLC	483 Grove St	Bay Half Moon	San Mateo	Clothing-Retail	Pharmacies		10,000 - 39,999
Saviz Boutique	604 Main St # F	Bay Half Moon	San Mateo	Clothing-Retail	Pharmacies		10,000 - 39,999
Shebe Archives	404 Poplar St	Bay Half Moon	San Mateo	Collectibles	Records Tapes Cd's Used & Vintage		0 - 2,499
7-Eleven	196 San Mateo Rd	Bay Half Moon	San Mateo	Convenience Stores	Retail Shops		40,000+
Easy Mart Liquor & Food	61 Avenue Alhambra	Bay Half Moon	San Mateo	Convenience Stores	Riding Apparel & Equipment		2,500 - 9,999
Coastal Comforts	344 Spruce St	Bay Half Moon	San Mateo	Cosmetics & Perfumes-Retail	Riding Apparel & Equipment		2,500 - 9,999
White Rabbit Beauty	799 Main St # F	Bay Half Moon	San Mateo	Cosmetics & Perfumes-Retail	Service Stations-Gasoline & Oil		0 - 2,499
Twice As Nice Jewelry	210 San Mateo Rd # 105	Bay	San Mateo	Department Stores	Service Stations-Gasoline & Oil	Oil & Gas Producers	0 - 2,499



Andreotti Family Farm	329 Kelly Ave	Half Moon Bay	San Mateo	Fruits & Vegetables & Produce-Retail	Service Stations-Gasoline & Oil		0 - 2,499
Arata's Pumpkin Farm	185 Verde Rd	Half Moon Bay	San Mateo	Fruits & Vegetables & Produce-Retail	Service Stations-Gasoline & Oil		0 - 2,499
Daylight Nursery	PO Box 218	Half Moon Bay	San Mateo	Fruits & Vegetables & Produce-Retail	Service Stations-Gasoline & Oil		0 - 2,499
G Berta Fruit & Vegetable Stnd	12599 San Mateo Rd	Half Moon Bay	San Mateo	Fruits & Vegetables & Produce-Retail	Service Stations-Gasoline & Oil		0 - 2,499
Tom & Pete's Produce	270 Main St	Half Moon Bay	San Mateo	Fruits & Vegetables & Produce-Retail	Skating Equipment & Supplies		2,500 - 9,999
Coastside Flowers	262 Solano Ave	Half Moon Bay	San Mateo	General Merchandise-Retail	Surfboards	Skateboards & Equipment	0 - 2,499
Anne's Gold Crown Hallmark	80 Cabrillo Hwy N # E	Half Moon Bay	San Mateo	Gift Shops	Surfboards		0 - 2,499
Calico Barn	10 Pinehurst Ln	Half Moon Bay	San Mateo	Gift Shops	Surfboards		0 - 2,499
Hey Jude	521 Main St	Half Moon Bay	San Mateo	Gift Shops	Travel Accessories		10,000 - 39,999
Paper Crane	315 Main St # B	Half Moon Bay	San Mateo	Gift Shops	Retail Shops		0 - 2,499
Quail Run	412 Main St	Half Moon Bay	San Mateo	Gift Shops	Health & Diet Foods-Retail	Cosmetics & Perfumes-Retail	2,500 - 9,999
Tokenz	524 Main St	Half Moon Bay	San Mateo	Gift Shops	Vitamin & Food Supplements		2,500 - 9,999
Cunha Country Grocery	448 Main St	Half Moon Bay	San Mateo	Grocers-Retail	Wines-Retail		0 - 2,499
Mercado Guadalajara	99 San Mateo Rd # C	Half Moon Bay	San Mateo	Grocers-Retail	Wines-Retail		0 - 2,499
More For Less	501 Kelly St	Half Moon Bay	San Mateo	Grocers-Retail	Liquors-Retail		0 - 2,499
New Leaf Community Markets	150 San Mateo Rd	Half Moon Bay	San Mateo	Grocers-Retail	Wines-Retail		0 - 2,499
Orlando's Placita Market	500 Purissima St	Half Moon Bay	San Mateo	Grocers-Retail	Women's Apparel-Retail		0 - 2,499
R A Deluca Food Svc	101 Creekside Dr	Half Moon Bay	San Mateo	Grocers-Retail	Women's Apparel-Retail		0 - 2,499
Safeway	70 Cabrillo Hwy N	Half Moon Bay	San Mateo	Grocers-Retail	Yarn-Retail		2,500 - 9,999
Driftwood Lumber & Hardware	199 W Point Ave	Half Moon Bay	San Mateo	Hardware-Retail	Retail Shops		40,000+
Lunar Wind Inventions	330 Main St # 104	Half Moon Bay	San Mateo	Kites-Retail	Grocers-Retail		2,500 - 9,999
Soil Farm	PO Box 353	Half Moon Bay	San Mateo	Landscaping Equipment & Supplies	Antiques-Dealers		0 - 2,499
Mercado Mi Familia	182 San Mateo Rd	Half Moon Bay	San Mateo	Meat-Retail	Antiques-Dealers	Gift Shops	0 - 2,499

Blue Heron Nursery & Vineyard	106 Princeton Ave	Half Moon Bay	San Mateo	Nurserymen	Bicycles-Dealers		2,500 - 9,999
Bongard's Treescape Nursery	12460 San Mateo Rd	Half Moon Bay	San Mateo	Nurserymen	Bicycles-Dealers		2,500 - 9,999
Coastside Propagation	12480 San Mateo Rd	Half Moon Bay	San Mateo	Nurserymen	Records Tapes Cd's Used & Vintage		2,500 - 9,999
Half Moon Bay Nursery	11691 San Mateo Rd	Half Moon Bay	San Mateo	Nurserymen	Book Dealers-Retail		2,500 - 9,999
Ocean Shore Hardware	111 Main St	Half Moon Bay	San Mateo	Office Supplies	Book Dealers-Retail		2,500 - 9,999
Gopro	2450 Cabrillo Hwy N	Half Moon Bay	San Mateo	Optical Goods-Retail	Book Dealers-Used & Rare		0 - 2,499
A Festive Affair Party Rentals	551 San Mateo Rd	Half Moon Bay	San Mateo	Party Supplies	Boutique Items-Retail		2,500 - 9,999
Dar's Ark-Parrot Breeder	2665 Higgins Canyon Rd	Half Moon Bay	San Mateo	Pet Supplies & Foods-Retail	Boutique Items-Retail		2,500 - 9,999
Kibbles 'n Gifts Supplies	80 Cabrillo Hwy N # B	Half Moon Bay	San Mateo	Pet Supplies & Foods-Retail	Candy & Confectionery-Retail		2,500 - 9,999
CVS Pharmacy	60 Cabrillo Hwy N	Half Moon Bay	San Mateo	Pharmacies	Childrens & Infants Wear-Retail		2,500 - 9,999
De Young & Hayden LLC	58 Merion Rd	Half Moon Bay	San Mateo	Pharmacies	Cigar Cigarette & Tobacco Dealers-Retail	Smoke Shops & Supplies	0 - 2,499
Gablen Enterprises	467 Pine Ave	Half Moon Bay	San Mateo	Pharmacies	Clothing-Retail		2,500 - 9,999
Half Moom Bay Pharmacy	40 Stone Pine Rd # I	Half Moon Bay	San Mateo	Pharmacies	Women's Apparel-Retail	Women's Apparel-Contract Manufacturers	10,000 - 39,999
Rite Aid	170 San Mateo Rd	Half Moon Bay	San Mateo	Pharmacies	Clothing-Retail		2,500 - 9,999
Svd	225 Cabrillo Hwy S	Half Moon Bay	San Mateo	Pharmacies	Clothing-Used		0 - 2,499
Vanguard Therapeutics Inc	108 Eagle Trace Dr	Half Moon Bay	San Mateo	Pharmacies	Clothing-Used		0 - 2,499
Music Hut	329 Main St	Half Moon Bay	San Mateo	Records Tapes Cd's Used & Vintage	Consignment Shops		0 - 2,499
Albertsons Sav	150 San Mateo Rd	Half Moon Bay	San Mateo	Retail Shops	Consignment Shops	Clothing-Used	0 - 2,499
Custom Covers By Cc	11830 San Mateo Rd	Half Moon Bay	San Mateo	Riding Apparel & Equipment	Convenience Stores	Service Stations-Gasoline & Oil	2,500 - 9,999
Proryders LLC	PO Box 1124	Half Moon Bay	San Mateo	Riding Apparel & Equipment	Convenience Stores	Restaurants	0 - 2,499
Chevron	375 Cabrillo Hwy N	Half Moon Bay	San Mateo	Service Stations-Gasoline & Oil	Cosmetics & Perfumes-Retail		2,500 - 9,999
Flyers	200 San Mateo Rd	Half Moon Bay	San Mateo	Service Stations-Gasoline & Oil	Cosmetics & Perfumes-Retail		0 - 2,499
Half Moon Bay Beacon	120 San Mateo Rd	Half Moon Bay	San Mateo	Service Stations-Gasoline & Oil	Hair Goods & Supplies-Retail		0 - 2,499

Half Moon Bay Shell	201 San Mateo Rd	Half Moon Bay	San Mateo	Service Stations-Gasoline & Oil	Oriental Goods	Men's Clothing & Furnishings-Retail	2,500 - 9,999
Moss Beach Chevron	PO Box 158	Half Moon Bay	San Mateo	Service Stations-Gasoline & Oil	Fruits & Vegetables & Produce-Retail	Fruits-Dried (Whls)	2,500 - 9,999
Pacifica Beacon	PO Box 158	Half Moon Bay	San Mateo	Service Stations-Gasoline & Oil	Games & Game Supplies		2,500 - 9,999
A Bicyclery In Half Moon Bay	632 Myrtle St	Half Moon Bay	San Mateo	Skating Equipment & Supplies	General Merchandise-Retail		0 - 2,499
Cowboy Surf Shop	2830 Cabrillo Hwy N # 1	Half Moon Bay	San Mateo	Surfboards	Gift Shops		2,500 - 9,999
Half Moon Bay Board Shop	3032 Cabrillo Hwy N	Half Moon Bay	San Mateo	Surfboards	Gift Shops	Cosmetics & Perfumes-Retail	0 - 2,499
Mavericks Surf Shop	151 Harvard Ave	Half Moon Bay	San Mateo	Surfboards	Gift Shops	Cooking Utensils	2,500 - 9,999
Zero Meridian	300 Main St # 2	Half Moon Bay	San Mateo	Travel Accessories	Invitations & Announcements-Retail		2,500 - 9,999
Lucky 99 Cent	160 San Mateo Rd # C	Half Moon Bay	San Mateo	Variety Stores	Gift Shops		0 - 2,499
GNC	80 Cabrillo Hwy N # I	Half Moon Bay	San Mateo	Vitamin & Food Supplements	Golf Equipment & Supplies-Retail		2,500 - 9,999
Starbridge	80 Cabrillo Hwy N # Q Pmb 229	Half Moon Bay	San Mateo	Vitamin & Food Supplements	Gourmet Shops		2,500 - 9,999
Half Moon Bay Wine & Cheese	421 Main St	Half Moon Bay	San Mateo	Wines-Retail	Grocers-Ethnic Foods	Italian Food Products	2,500 - 9,999
Half Moon Bay Wine Bar	270 Capistrano Rd	Half Moon Bay	San Mateo	Wines-Retail	Grocers-Retail		2,500 - 9,999
Longboard Liquor	146 San Mateo Rd	Half Moon Bay	San Mateo	Wines-Retail	Grocers-Retail		2,500 - 9,999
Prp Wine Intl Inc	181 Creekside Dr	Half Moon Bay	San Mateo	Wines-Retail	Grocers-Retail		0 - 2,499
Procopio's Fashions	180 San Mateo Rd	Half Moon Bay	San Mateo	Women's Apparel-Retail	Grocers-Retail		2,500 - 9,999
Unique Clothing	545 Main St	Half Moon Bay	San Mateo	Women's Apparel-Retail	Grocers-Retail		40,000+
Fengari	415 Main St	Half Moon Bay	San Mateo	Yarn-Retail	Grocers-Retail	Florists-Retail	2,500 - 9,999
Downtown Jewelry & Quick Fix	119 Harvard Ave	Half Moon Bay	San Mateo	Jewelers-Retail	Grocers-Retail		2,500 - 9,999
Main Street Goldworks	542 Main St	Half Moon Bay	San Mateo	Jewelers-Retail	Grocers-Retail		40,000+
Personal FX	643 Main St # 6	Half Moon Bay	San Mateo	Jewelers-Retail	Guns & Gunsmiths		0 - 2,499
Village Jeweler	270 Capistrano Rd # 38	Half Moon Bay	San Mateo	Jewelers-Retail	Hardware-Retail		2,500 - 9,999
LA Honda Country Market	8865 LA Honda Rd	La Honda	San Mateo	Retail Shops	Health & Diet Foods-Retail	Vitamin & Food Supplements	2,500 - 9,999
Memorial Park Store	9500 Pescadero Rd	Loma Mar	San Mateo	Grocers-Retail	Landscaping Equipment & Supplies	Sod & Sodding Service	2,500 - 9,999

Maria's Antiques Of Los Altos	288 1st St	Los Altos	Santa Clara	Antiques-Dealers	Grocers-Retail	Seafood-Retail	2,500 - 9,999
Maria's France-Italy-England	393 Main St	Los Altos	Santa Clara	Antiques-Dealers	Men's Clothing & Furnishings-Retail	Leather Clothing-Retail	2,500 - 9,999
Bicycle Outfitter	963 Fremont Ave	Los Altos	Santa Clara	Bicycles-Dealers	Nurserymen	Florists-Retail	2,500 - 9,999
Chain Reaction Bicycles	2310 Homestead Rd # G	Los Altos	Santa Clara	Bicycles-Dealers	Office Supplies		2,500 - 9,999
Linden Tree Children's Music	170 State St # 130	Los Altos	Santa Clara	Book Dealers-Retail	Party Supplies	Caterers	0 - 2,499
Project Gutenberg Consortia	1325 Miravalle Ave	Los Altos	Santa Clara	Book Dealers-Retail	Party Supplies		2,500 - 9,999
Raha Books	441 LA Prenda Rd	Los Altos	Santa Clara	Book Dealers-Retail	Party Supplies		2,500 - 9,999
Book Nest	595 Harrington Ave	Los Altos	Santa Clara	Book Dealers-Used & Rare	Pet Supplies & Foods-Retail		2,500 - 9,999
Gemma Boutique LLC	208 Main St	Los Altos	Santa Clara	Boutique Items-Retail	Pharmacies		10,000 - 39,999
Kula Sweet Boutique	380 Main St	Los Altos	Santa Clara	Boutique Items-Retail	Variety Stores	Vitamin & Food Supplements	10,000 - 39,999
See's Candies	4844 El Camino Real	Los Altos	Santa Clara	Candy & Confectionery-Retail	Variety Stores	Vitamin & Food Supplements	10,000 - 39,999
Kids Only	248 Main St	Los Altos	Santa Clara	Childrens & Infants Wear-Retail	Retail Shops		40,000+
Edward's Pipe & Tobacco	4546 El Camino Real # A1	Los Altos	Santa Clara	Cigar Cigarette & Tobacco Dealers-Retail	Service Stations-Gasoline & Oil	Automated Teller Machines	0 - 2,499
By Baby LLC	49 Sylvian Way	Los Altos	Santa Clara	Clothing-Retail	Service Stations-Gasoline & Oil	Automated Teller Machines	0 - 2,499
Chico's	271 Main St	Los Altos	Santa Clara	Clothing-Retail	Service Stations-Gasoline & Oil	Automobile Smog Control Inspections	0 - 2,499
Petit Papillon	1144 Riverside Dr	Los Altos	Santa Clara	Clothing-Retail	Service Stations-Gasoline & Oil	Alternative Fuels	0 - 2,499
Encore Designer Collections	197 1st St	Los Altos	Santa Clara	Clothing-Used	Service Stations-Gasoline & Oil	Automobile Smog Control Inspections	0 - 2,499
Round Robin	146 Main St # 100	Los Altos	Santa Clara	Clothing-Used	Shoes-Retail		2,500 - 9,999
Los Altos Furn Consignment	2249 Grant Rd # B	Los Altos	Santa Clara	Consignment Shops	Shoes-Retail		2,500 - 9,999
Repeter	308 State St	Los Altos	Santa Clara	Consignment Shops	Skateboards & Equipment		0 - 2,499
AMPM	988 N San Antonio Rd	Los Altos	Santa Clara	Convenience Stores	Toys-Retail		2,500 - 9,999
Village Pantry	184 2nd St	Los Altos	Santa Clara	Convenience Stores	Trading Posts		0 - 2,499
Beauty Center	252 Main St	Los Altos	Santa Clara	Cosmetics & Perfumes-Retail	Vitamin & Food Supplements		2,500 - 9,999
Mary Kay Independent Sales	1964 Knollwood Ln	Los Altos	Santa Clara	Cosmetics & Perfumes-Retail	Watches-Dealers		0 - 2,499
Peninsula Beauty Supply Inc	252 Main St	Los Altos	Santa Clara	Cosmetics & Perfumes-Retail	Women's Apparel-Retail		0 - 2,499
Thai Silks	252 State St	Los Altos	Santa Clara	Fabric Shops	Women's Apparel-Retail		0 - 2,499
De Martini Orchard	66 N San Antonio Rd	Los Altos	Santa Clara	Fruits & Vegetables & Produce-Retail	Women's Apparel-Retail		2,500 - 9,999
Hope Wine Games Inc	1180 Bolti Ln	Los Altos	Santa Clara	Games & Game Supplies	Women's Apparel-Retail		2,500 - 9,999
Brascha Stores LLC	334 Main St	Los Altos	Santa Clara	General Merchandise-Retail	Women's Apparel-Retail		0 - 2,499
B K Collections	342 State St	Los Altos	Santa Clara	Gift Shops	Women's Apparel-Retail		0 - 2,499

Cher-Scizzors Salon	995 A St	Los Altos	Santa Clara	Gift Shops	Women's Apparel-Retail		0 - 2,499
Cook's Junction-Janus	261 Main St	Los Altos	Santa Clara	Gift Shops	Women's Apparel-Retail		2,500 - 9,999
Cranberry Scoop	295 State St	Los Altos	Santa Clara	Gift Shops	Women's Apparel-Retail		2,500 - 9,999
J&B Marketing	1018 W Rose Cir	Los Altos	Santa Clara	Gift Shops	Women's Apparel-Retail		2,500 - 9,999
Inkster Golf Enterprises	23140 Mora Glen Dr	Los Altos	Santa Clara	Golf Equipment & Supplies-Retail	Wood Products		2,500 - 9,999
Gourmet Works	205 Main St	Los Altos	Santa Clara	Gourmet Shops	Yarn-Retail	Knitting Instruction	2,500 - 9,999
Giulietta Italian Foods	4546 El Camino Real # 247	Los Altos	Santa Clara	Grocers-Ethnic Foods	Antiques-Dealers		2,500 - 9,999
Andronico's Market	690 Fremont Ave	Los Altos	Santa Clara	Grocers-Retail	Antiques-Dealers	Importers (Whls)	0 - 2,499
Andronico's Market	690 Los Altos Ave	Los Altos	Santa Clara	Grocers-Retail	Antiques-Dealers		0 - 2,499
E J Fleming & Assoc Inc	455 Los Pajaros Ct	Los Altos	Santa Clara	Grocers-Retail	Antiques-Dealers	Interior Decorators/Designers	
Foot Hill Produce	2310 Homestead Rd # V	Los Altos	Santa Clara	Grocers-Retail	Antiques-Dealers	Supls-Rtl	0 - 2,499
Lucky	2175 Grant Rd	Los Altos	Santa Clara	Grocers-Retail	Antiques-Dealers	Toys-Retail	2,500 - 9,999
Safeway	160 1st St	Los Altos	Santa Clara	Grocers-Retail	Antiques-Dealers	Gift Shops	0 - 2,499
Trader Joe's	2310 Homestead Rd # K	Los Altos	Santa Clara	Grocers-Retail	Antiques-Dealers		0 - 2,499
Whole Foods Market	4800 El Camino Real	Los Altos	Santa Clara	Grocers-Retail	Apparel & Garments-Retail		2,500 - 9,999
Guns Gifts & Design	448 Knoll Dr	Los Altos	Santa Clara	Guns & Gunsmiths	Baby Accessories		10,000 - 39,999
Martin Bradley	1212 Heritage Ct	Los Altos	Santa Clara	Hardware-Retail	Baby Accessories		10,000 - 39,999
Peggy's Health Ctr	395 Main St	Los Altos	Santa Clara	Health & Diet Foods-Retail	Bicycles-Dealers		2,500 - 9,999
Garden Supply	4730 El Camino Real	Los Altos	Santa Clara	Landscaping Equipment & Supplies	Bicycles-Dealers		2,500 - 9,999
Draeger's Supermarkets	342 1st St	Los Altos	Santa Clara	Meat-Retail	Book Dealers-Retail		2,500 - 9,999
Cassara Brothers Clothiers	981 N San Antonio Rd	Los Altos	Santa Clara	Men's Clothing & Furnishings-Retail	Book Dealers-Retail		0 - 2,499
Los Altos Nursery	245 Hawthorne Ave	Los Altos	Santa Clara	Nurserymen	Boutique Items-Retail	Clothing-Retail	2,500 - 9,999
Mc Whorter's	303 2nd St	Los Altos	Santa Clara	Office Supplies	Boutique Items-Retail	Wigs Toupees & Hairpieces	2,500 - 9,999
A-1 Fun Jump Specialists	101 1st St # 411	Los Altos	Santa Clara	Party Supplies	Candy & Confectionery-Retail		2,500 - 9,999
Art-N-Fun	167 Main St	Los Altos	Santa Clara	Party Supplies	Candy & Confectionery-Retail		2,500 - 9,999
Los Altos Card & Party	253 State St	Los Altos	Santa Clara	Party Supplies	Candy & Confectionery-Retail		2,500 - 9,999
Pet's Delight	390 State St	Los Altos	Santa Clara	Pet Supplies & Foods-Retail	Childrens & Infants Wear-Retail		10,000 - 39,999
Los Altos Pharmacy Inc	255 2nd St	Los Altos	Santa Clara	Pharmacies	Childrens & Infants Wear-Retail		10,000 - 39,999
Rite Aid	2310 Homestead Rd # A	Los Altos	Santa Clara	Pharmacies	Gifts-Specialty		2,500 - 9,999
Walgreens	303 2nd St	Los Altos	Santa Clara	Pharmacies	Cigar Cigarette & Tobacco Dealers-Retail		0 - 2,499
Ellecante LLC	701 Orange Ave	Los Altos	Santa Clara	Retail Shops	Clothing-Retail		2,500 - 9,999
El Camino 76	4350 El Camino Real	Los Altos	Santa Clara	Service Stations-Gasoline & Oil	Clothing-Retail	Tailors	2,500 - 9,999
Los Altos 76	330 S San Antonio Rd	Los Altos	Santa Clara	Service Stations-Gasoline & Oil	Clothing-Retail		2,500 - 9,999
Los Altos Chevron	2300 Homestead Rd	Los Altos	Santa Clara	Service Stations-Gasoline & Oil	Men's Clothing & Furnishings-Retail	Women's Apparel-Retail	10,000 - 39,999

Rancho 76	601 Rancho Shopping Ctr	Los Altos	Santa Clara	Service Stations-Gasoline & Oil	Men's Clothing & Furnishings-Retail	Women's Apparel-Retail	10,000 - 39,999
Village Chevron	401 Main St	Los Altos	Santa Clara	Service Stations-Gasoline & Oil	Men's Clothing & Furnishings-Retail	Women's Apparel-Retail	10,000 - 39,999
Crimson Mim	322 Main St	Los Altos	Santa Clara	Shoes-Retail	Men's Clothing & Furnishings-Retail	Women's Apparel-Retail	10,000 - 39,999
Footwear Etc	316 Main St	Los Altos	Santa Clara	Shoes-Retail	Clothing-Retail		2,500 - 9,999
Skate Works	379 State St	Los Altos	Santa Clara	Skateboards & Equipment	Clothing-Retail		2,500 - 9,999
Adventure Toys & Teachers'	173 Main St	Los Altos	Santa Clara	Toys-Retail	Clothing-Retail		2,500 - 9,999
SGS Trading Group	654 Berry Ave	Los Altos	Santa Clara	Trading Posts	Clothing-Retail		10,000 - 39,999
Vitamin Shoppe	4756 El Camino Real	Los Altos	Santa Clara	Vitamin & Food Supplements	Department Stores	Women's Apparel-Retail	10,000 - 39,999
Lussori Inc	231 Main St	Los Altos	Santa Clara	Watches-Dealers	Clothing-Retail		10,000 - 39,999
Cambric Limited	197 2nd St	Los Altos	Santa Clara	Women's Apparel-Retail	Clothing-Retail	Tailors	2,500 - 9,999
Colors & Accents	76 Deep Well Ln	Los Altos	Santa Clara	Women's Apparel-Retail	Women's Apparel-Retail		10,000 - 39,999
Fina Boutique	284 Main St	Los Altos	Santa Clara	Women's Apparel-Retail	Computer & Equipment Dealers		2,500 - 9,999
Hartman Fashions	668 Fremont Ave # A	Los Altos	Santa Clara	Women's Apparel-Retail	Electronic Equipment & Supplies-Retail	Data Processing Equipment (Whls)	2,500 - 9,999
Olivia Boutique	266 Main St	Los Altos	Santa Clara	Women's Apparel-Retail	Computer Parts & Supplies		2,500 - 9,999
Shoko Of Los Altos	131 Main St	Los Altos	Santa Clara	Women's Apparel-Retail	Computer Parts & Supplies		2,500 - 9,999
Shunzi	334 Main St	Los Altos	Santa Clara	Women's Apparel-Retail	Consignment Shops		0 - 2,499
Stuarts Apparel	157 Main St	Los Altos	Santa Clara	Women's Apparel-Retail	Convenience Stores	Grocers-Retail	0 - 2,499
Therapy Stores Inc	366 Main St	Los Altos	Santa Clara	Women's Apparel-Retail	Cosmetics & Perfumes-Retail		2,500 - 9,999
Yum Yum Tree	165 Main St	Los Altos	Santa Clara	Women's Apparel-Retail	Cosmetics & Perfumes-Retail		0 - 2,499
Primary Hub	921 Fremont Ave	Los Altos	Santa Clara	Wood Products	Electronic Equipment & Supplies-Retail		2,500 - 9,999
Uncommon Threads	293 State St	Los Altos	Santa Clara	Yarn-Retail	Food Markets		40,000+
AZOO.COM	146 Main St	Los Altos	Santa Clara	Jewelers-Retail	Fruits & Vegetables & Produce-Retail		0 - 2,499
Dean's Designs	328 Main St	Los Altos	Santa Clara	Jewelers-Retail	Department Stores	Retail Shops	10,000 - 39,999
Earth Works	290 Main St	Los Altos	Santa Clara	Jewelers-Retail	Games & Game Supplies	Games & Game Supplies-Wholesale	2,500 - 9,999
Gleim Jewelers	350 Main St	Los Altos	Santa Clara	Jewelers-Retail	Games & Game Supplies		2,500 - 9,999
Golden Goose	1620 Wakefield Ter	Los Altos	Santa Clara	Jewelers-Retail	Gift Shops		2,500 - 9,999
Harold's Jewelry	164 Main St # 2	Los Altos	Santa Clara	Jewelers-Retail	Gift Shops		0 - 2,499
J B & B Jewelers	239 State St	Los Altos	Santa Clara	Jewelers-Retail	Gift Shops		2,500 - 9,999
Los Altos Diamond Galleria	333 1st St	Los Altos	Santa Clara	Jewelers-Retail	Baskets	Importers (Whls)	0 - 2,499
Once Upon A Toe	101 1st St # 267	Los Altos	Santa Clara	Jewelers-Retail	Gift Shops		2,500 - 9,999
Preziosi	652 Fremont Ave	Los Altos	Santa Clara	Jewelers-Retail	Invitations & Announcements-Retail	Greeting Cards-Retail	2,500 - 9,999
Smythe & Cross Fine Jewelry	350 Main St	Los Altos	Santa Clara	Jewelers-Retail	Gift Shops		2,500 - 9,999
Antiques & Interiors	809 University Ave # A	Los Gatos	Santa Clara	Antiques-Dealers	Gift Shops		0 - 2,499
Charles J Conover							
Antiques	25 Reservoir Rd	Los Gatos	Santa Clara	Antiques-Dealers	Gifts-Specialty		10,000 - 39,999
Del's Antiques	6 University Ave	Los Gatos	Santa Clara	Antiques-Dealers	Greeting Cards-Retail		2,500 - 9,999

Iwasawa Oriental Art Maria's Antiques Of Los Gatos	PO Box 1660 112 N Santa Cruz Ave	Los Gatos	Santa Clara	Antiques-Dealers	Grocers-Retail		0 - 2,499
Sierra Toy Soldier Co Vintages	29 N Santa Cruz Ave 130 N Santa Cruz Ave # C	Los Gatos	Santa Clara	Antiques-Dealers	Grocers-Retail	Florists-Retail	2,500 - 9,999
Westbury Inc D & R Designs	15400 Suview Dr 17480 High St	Los Gatos	Santa Clara	Antiques-Dealers	Grocers-Retail		40,000+
Babycoo Los Gatos Baby	140 W Main St # A 12 N Santa Cruz Ave	Los Gatos	Santa Clara	Apparel & Garments-Retail	Grocers-Retail		2,500 - 9,999
Los Gatos Bikes	111 E Main St	Los Gatos	Santa Clara	Baby Accessories	Grocers-Retail		2,500 - 9,999
				Bicycles-Dealers	Food Markets		40,000+
Mike's Bikes	201 N Santa Cruz Ave	Los Gatos	Santa Clara			Plumbing Fixtures & Supplies- New-Retail	10,000 - 39,999
Books By Bear	16940 Quarry Rd	Los Gatos	Santa Clara	Bicycles-Dealers	Hardware-Retail	Building Materials	2,500 - 9,999
				Book Dealers-Retail	Hardware-Retail		
Donald Wright Group Inc Infiniti Boutique	1111 Wilderfield Rd 120 W Main St	Los Gatos	Santa Clara	Book Dealers-Retail	Health & Diet Foods-Retail	Vitamin & Food Supplements	2,500 - 9,999
Next Step Boutique	15400 National Ave # 120	Los Gatos	Santa Clara	Boutique Items-Retail	Vitamin & Food Supplements		0 - 2,499
				Boutique Items-Retail	Herbs	Beauty Salons	2,500 - 9,999
Chocolate Dream Box	710 Blossom Hill Rd	Los Gatos	Santa Clara				
				Candy & Confectionery-Retail	Lingerie		2,500 - 9,999
Monterey Bay Chocolates	118 Gemini Ct	Los Gatos	Santa Clara				
				Candy & Confectionery-Retail	Lingerie		10,000 - 39,999
Powell's Sweet Shop	35 N Santa Cruz Ave	Los Gatos	Santa Clara				
				Candy & Confectionery-Retail	Liquors-Retail		0 - 2,499
For Boys & A Girl	222 N Santa Cruz Ave	Los Gatos	Santa Clara	Childrens & Infants Wear- Retail	Liquors-Retail		0 - 2,499
Gymboree	5 N Santa Cruz Ave	Los Gatos	Santa Clara	Childrens & Infants Wear- Retail	Liquors-Retail		0 - 2,499
Tassels Of Los Gatos	44 Elm St	Los Gatos	Santa Clara	Childrens & Infants Wear- Retail	Liquors-Retail		0 - 2,499
				Cigar Cigarette & Tobacco Dealers-Retail	Liquors-Retail		0 - 2,499
Fumare Cigar Lounge	21 College Ave	Los Gatos	Santa Clara				
Alluring Attire Inc	59 N Santa Cruz Ave # E	Los Gatos	Santa Clara	Clothing-Retail	Luggage-Retail		10,000 - 39,999
Amy's Alterations	338 Village Ln # E	Los Gatos	Santa Clara			Grocers-Retail	0 - 2,499
Baby Button	241 Plaza LA Posada	Los Gatos	Santa Clara	Clothing-Retail	Food Markets		0 - 2,499
Banana Republic	25 University Ave	Los Gatos	Santa Clara	Clothing-Retail	Men's Clothing & Furnishings-Retail		2,500 - 9,999
Gap	35 University Ave	Los Gatos	Santa Clara	Clothing-Retail	Men's Clothing & Furnishings-Retail		2,500 - 9,999
Gap Body	35 University Ave	Los Gatos	Santa Clara	Clothing-Retail	Miscellaneous Retail Stores Nec		2,500 - 9,999
J Crew	105 N Santa Cruz Ave	Los Gatos	Santa Clara	Clothing-Retail	Native American Foods		2,500 - 9,999
Kitsch Couture	10 N Santa Cruz Ave	Los Gatos	Santa Clara	Clothing-Retail	Nurserymen		2,500 - 9,999
Los Gatos Alterations	634 N Santa Cruz Ave # 106	Los Gatos	Santa Clara	Clothing-Retail	Nurserymen		2,500 - 9,999
Manaz	214 N Santa Cruz Ave	Los Gatos	Santa Clara	Clothing-Retail	Nurserymen		0 - 2,499
Napastyle	32 N Santa Cruz Ave	Los Gatos	Santa Clara	Clothing-Retail	Nurserymen		0 - 2,499
Talbots	50 University Ave # 250	Los Gatos	Santa Clara	Clothing-Retail	Nurserymen		0 - 2,499
Time Out Clothing Co	108 N Santa Cruz Ave	Los Gatos	Santa Clara	Clothing-Retail	Office Supplies	Copying & Duplicating Service	2,500 - 9,999
TLC Alterations	228 Carlton Ave # 1	Los Gatos	Santa Clara	Clothing-Retail	Party Supplies		0 - 2,499

White House/Black Market	50 University Ave # 220	Los Gatos	Santa Clara	Clothing-Retail Computer & Equipment Dealers	Pet Supplies & Foods-Retail		2,500 - 9,999
Apple Store	23 N Santa Cruz Ave	Los Gatos	Santa Clara	Computer & Equipment Dealers	Pet Supplies & Foods-Retail	Animal Health Products (Whls)	2,500 - 9,999
Radioshack	15734 Los Gatos Blvd # A	Los Gatos	Santa Clara	Computer & Equipment Dealers	Pet Supplies & Foods-Retail	Pet Training	2,500 - 9,999
Boomerang Toner & Ink	15695 Los Gatos Blvd	Los Gatos	Santa Clara	Computer Parts & Supplies	Variety Stores	Vitamin & Food Supplements	10,000 - 39,999
Macrolabs	105 Maria Teresa Ct	Los Gatos	Santa Clara	Computer Parts & Supplies	Variety Stores	Vitamin & Food Supplements	10,000 - 39,999
Bella Casa Consignment	15551 Union Ave	Los Gatos	Santa Clara	Consignment Shops	Pharmacies		10,000 - 39,999
7-Eleven	657 N Santa Cruz Ave	Los Gatos	Santa Clara	Convenience Stores	Variety Stores	Vitamin & Food Supplements	10,000 - 39,999
Benefit Cosmetics LLC	7 N Santa Cruz Ave	Los Gatos	Santa Clara	Cosmetics & Perfumes-Retail	Pharmacies		10,000 - 39,999
Jasmine's Skin Care	14176 Blossom Hill Rd	Los Gatos	Santa Clara	Cosmetics & Perfumes-Retail	Variety Stores	Vitamin & Food Supplements	10,000 - 39,999
Norwest Electronics	987 University Ave	Los Gatos	Santa Clara	Electronic Equipment & Supplies-Retail	Variety Stores	Vitamin & Food Supplements	10,000 - 39,999
Lunardi's Markets	720 Blossom Hill Rd	Los Gatos	Santa Clara	Food Markets Fruits & Vegetables & Produce-Retail	Quilting Materials & Supplies	Beads (Whls) Bathroom Fixtures & Accessories-Retail	2,500 - 9,999
Redwood Store	20121 Broadway St	Los Gatos	Santa Clara	Furniture-Dealers-Retail	Retail Shops	Women's Apparel-Retail	40,000+
Pier 1 Imports	636 Blossom Hill Rd	Los Gatos	Santa Clara		Retail Shops	Automobile Repairing & Service	40,000+
Cryptic Studios	980 University Ave	Los Gatos	Santa Clara	Games & Game Supplies	Service Stations-Gasoline & Oil	Alternative Fuels	0 - 2,499
Schocal	25251 Mount Bache Rd	Los Gatos	Santa Clara	Games & Game Supplies	Service Stations-Gasoline & Oil		0 - 2,499
Bianco	418 N Santa Cruz Ave	Los Gatos	Santa Clara	Gift Shops	Service Stations-Gasoline & Oil		0 - 2,499
Black Swan Boutique	42 Elm St	Los Gatos	Santa Clara	Gift Shops	Service Stations-Gasoline & Oil		0 - 2,499
Bow Wowzer	100 N Santa Cruz Ave # B	Los Gatos	Santa Clara	Gift Shops	Service Stations-Gasoline & Oil	Automobile Smog Control Inspections	0 - 2,499
Gina's Shop	25 W Main St	Los Gatos	Santa Clara	Gift Shops	Service Stations-Gasoline & Oil	Alternative Fuels	0 - 2,499
Happy Balloons By Karen	109 Chippendale Ct	Los Gatos	Santa Clara	Gift Shops	Service Stations-Gasoline & Oil	Alternative Fuels	0 - 2,499
Papyrus	50 University Ave # 210	Los Gatos	Santa Clara	Gift Shops	Sewing Machines-Household	Electronic Instruments (Whls)	2,500 - 9,999
Purrsnickety	100 N Santa Cruz Ave # B	Los Gatos	Santa Clara	Gift Shops	Shoes-Retail		2,500 - 9,999
Watson & Martin Designs	100 Westchester Dr	Los Gatos	Santa Clara	Gift Shops	Shoes-Retail		2,500 - 9,999
Bella Rosa Boutique LLC	145 N Santa Cruz Ave	Los Gatos	Santa Clara	Gifts-Specialty	Shoes-Retail		2,500 - 9,999
Puttin' On The Ritz	21200 Panorama Dr	Los Gatos	Santa Clara	Greeting Cards-Retail	Shoes-Retail		2,500 - 9,999
Come & Go Foot Station	654 N Santa Cruz Ave	Los Gatos	Santa Clara	Grocers-Retail	Shoes-Retail	Sporting Goods-Retail	2,500 - 9,999
Jiffy Market	15665 Los Gatos Blvd	Los Gatos	Santa Clara	Grocers-Retail	Shoes-Retail		2,500 - 9,999
Nob Hill Foods	15710 Los Gatos Blvd	Los Gatos	Santa Clara	Grocers-Retail	Shoes-Retail		2,500 - 9,999
Safeway	1500 Pollard Rd	Los Gatos	Santa Clara	Grocers-Retail	Shoes-Retail		2,500 - 9,999



Safeway	15549 Union Ave	Los Gatos	Santa Clara	Grocers-Retail	Shoes-Retail		2,500 - 9,999
Safeway	470 N Santa Cruz Ave	Los Gatos	Santa Clara	Grocers-Retail	Shoes-Retail		2,500 - 9,999
Summit Store Inc	24197 Summit Rd	Los Gatos	Santa Clara	Grocers-Retail	Surfboards	Snowboards-Retail	2,500 - 9,999
Trader Joe's	15466 Los Gatos Blvd	Los Gatos	Santa Clara	Grocers-Retail	Sporting Goods-Retail		0 - 2,499
Whole Foods Market	15980 Los Gatos Blvd	Los Gatos	Santa Clara	Grocers-Retail	Clothing-Retail		2,500 - 9,999
Ace Los Gatos Hardware	15300 Los Gatos Blvd	Los Gatos	Santa Clara	Hardware-Retail	Clothing-Retail	Uniforms	2,500 - 9,999
Rural Supply Hardware	110 S Santa Cruz Ave	Los Gatos	Santa Clara	Hardware-Retail	Sunglasses & Sun Goggles		2,500 - 9,999
Vitamin Center	427 N Santa Cruz Ave	Los Gatos	Santa Clara	Health & Diet Foods-Retail	Swimwear & Accessories-Retail		2,500 - 9,999
Nutrishop	15466 Los Gatos Blvd # 108	Los Gatos	Santa Clara	Health & Nutrition Consultants	Wines-Retail	Wineries (Mfrs)	0 - 2,499
Herbal Mineral Los Gatos	501 N Santa Cruz Ave	Los Gatos	Santa Clara	Herbs	Television & Radio-Dealers		0 - 2,499
Besos	59 N Santa Cruz Ave # A	Los Gatos	Santa Clara	Lingerie	Tennis Equipment & Supplies-Retail		0 - 2,499
Romantiques	51 University Ave # A	Los Gatos	Santa Clara	Lingerie	Tennis Equipment & Supplies-Retail	Sporting Goods-Retail	0 - 2,499
Ernie's Wine & Liquor	14140 Blossom Hill Rd	Los Gatos	Santa Clara	Liquors-Retail	Toys-Retail		2,500 - 9,999
Los Gatos Wines & Liquors	16498 Los Gatos Blvd	Los Gatos	Santa Clara	Liquors-Retail	Toys-Retail		2,500 - 9,999
Old Oak Bottle Shop	15525 Union Ave	Los Gatos	Santa Clara	Liquors-Retail	Travel Accessories		10,000 - 39,999
Pacific Wine & Spirits	410 N Santa Cruz Ave	Los Gatos	Santa Clara	Liquors-Retail	Vacuum Cleaners-Household-Dealers	Vacuum Cleaners-Repairing & Parts	2,500 - 9,999
Village Liquor	211 Los Gatos Saratoga Rd	Los Gatos	Santa Clara	Liquors-Retail	Variety Stores		0 - 2,499
Luggage Center	59 N Santa Cruz Ave # H	Los Gatos	Santa Clara	Luggage-Retail	Vitamin & Food Supplements		2,500 - 9,999
Los Gatos Meats & Smoke House	575 University Ave	Los Gatos	Santa Clara	Meat-Retail	Wines-Retail		0 - 2,499
Bettina's	320 N Santa Cruz Ave	Los Gatos	Santa Clara	Men's Clothing & Furnishings- Retail	Wines-Retail		0 - 2,499
Jos A Bank	150 W Main St	Los Gatos	Santa Clara	Men's Clothing & Furnishings- Retail	Wines-Retail		0 - 2,499
Buy Request	16750 Loma St	Los Gatos	Santa Clara	Miscellaneous Retail Stores Nec	Women's Apparel-Retail		2,500 - 9,999
Indian Store	PO Box 308	Los Gatos	Santa Clara	Native American Foods	Women's Apparel-Retail		2,500 - 9,999
A To Z Tree Nursery	PO Box 320940	Los Gatos	Santa Clara	Nurserymen	Women's Apparel-Retail		2,500 - 9,999
Green Thumb Nursery	15796 Winchester Blvd	Los Gatos	Santa Clara	Nurserymen	Women's Apparel-Retail		0 - 2,499
Norquist Tree Farm	20137 Black Rd	Los Gatos	Santa Clara	Nurserymen	Women's Apparel-Retail	Boutique Items-Wholesale	2,500 - 9,999
Raccoon Gulch Christmas Tree	19240 Black Rd	Los Gatos	Santa Clara	Nurserymen	Women's Apparel-Retail		2,500 - 9,999
Rockhouse Tree Farm	20070 Black Rd	Los Gatos	Santa Clara	Nurserymen	Women's Apparel-Retail		2,500 - 9,999
Sakamoto Plants	15567 Camino Del Cerro	Los Gatos	Santa Clara	Nurserymen	Women's Apparel-Retail		2,500 - 9,999
Office Depot	15166 Los Gatos Blvd	Los Gatos	Santa Clara	Office Supplies	Women's Apparel-Retail		2,500 - 9,999
A To Z Christmas Trees	14350 Winchester Blvd	Los Gatos	Santa Clara	Party Supplies	Yarn-Retail		2,500 - 9,999
Pet Food Express	15466 Los Gatos Blvd # 114	Los Gatos	Santa Clara	Pet Supplies & Foods-Retail	Yarn-Retail		2,500 - 9,999
Pet People	514 N Santa Cruz Ave	Los Gatos	Santa Clara	Pet Supplies & Foods-Retail	Antiques-Dealers		2,500 - 9,999

PETCO	444 N Santa Cruz Ave	Los Gatos	Santa Clara	Pet Supplies & Foods-Retail	Antiques-Dealers		0 - 2,499
CVS Pharmacy	1496 Pollard Rd	Los Gatos	Santa Clara	Pharmacies	Antiques-Dealers		0 - 2,499
CVS Pharmacy	750 Blossom Hill Rd	Los Gatos	Santa Clara	Pharmacies	Antiques-Dealers		2,500 - 9,999
Pharmaca Integrative Pharmacy	54 N Santa Cruz Ave	Los Gatos	Santa Clara	Pharmacies	Antiques-Dealers		0 - 2,499
Rite Aid	15920 Los Gatos Blvd	Los Gatos	Santa Clara	Pharmacies	Antiques-Dealers		0 - 2,499
Sorci Healthcare Pharmacy	15714 Los Gatos Blvd	Los Gatos	Santa Clara	Pharmacies	Baby Accessories		10,000 - 39,999
Walgreens	14100 Blossom Hill Rd	Los Gatos	Santa Clara	Pharmacies	Baby Accessories		2,500 - 9,999
Walgreens	423 N Santa Cruz Ave	Los Gatos	Santa Clara	Pharmacies	Bicycles-Dealers		2,500 - 9,999
Natural Expressions	18 N Santa Cruz Ave	Los Gatos	Santa Clara	Quilting Materials & Supplies	Bicycles-Dealers		2,500 - 9,999
Bath Etc	139 N Santa Cruz Ave	Los Gatos	Santa Clara	Retail Shops	Bicycles-Dealers	Personal Trainers-Fitness	0 - 2,499
Kiss'Tique	11 N Santa Cruz Ave	Los Gatos	Santa Clara	Retail Shops	Book Dealers-Retail		0 - 2,499
Leigh Avenue Chevron	441 Leigh Ave	Los Gatos	Santa Clara	Service Stations-Gasoline & Oil	Book Dealers-Used & Rare		0 - 2,499
Los Gatos 76	666 N Santa Cruz Ave	Los Gatos	Santa Clara	Service Stations-Gasoline & Oil	Boutique Items-Retail		0 - 2,499
Los Gatos Autocare	300 Los Gatos Saratoga Rd	Los Gatos	Santa Clara	Service Stations-Gasoline & Oil	Candy & Confectionery-Retail		2,500 - 9,999
Los Gatos Chevron	200 Los Gatos Saratoga Rd	Los Gatos	Santa Clara	Service Stations-Gasoline & Oil	Childrens & Infants Wear-Retail		2,500 - 9,999
Los Gatos Valero	16500 Los Gatos Blvd	Los Gatos	Santa Clara	Service Stations-Gasoline & Oil	Childrens & Infants Wear-Retail		10,000 - 39,999
Quiksmog 76	15171 Los Gatos Blvd	Los Gatos	Santa Clara	Service Stations-Gasoline & Oil	Health & Diet Foods-Retail		2,500 - 9,999
Rotten Robbie	15299 Los Gatos Blvd	Los Gatos	Santa Clara	Service Stations-Gasoline & Oil	Cigar Cigarette & Tobacco Dealers-Retail		0 - 2,499
Elrepco Inc	720 University Ave # 130	Los Gatos	Santa Clara	Sewing Machines-Household	Clothing-Retail		2,500 - 9,999
Athletic Performance	55 W Main St	Los Gatos	Santa Clara	Shoes-Retail	Clothing-Retail		2,500 - 9,999
El Gato Shoe Repair	Door 2 Door Service	Los Gatos	Santa Clara	Shoes-Retail	Clothing-Retail		2,500 - 9,999
Heidi's	14 N Santa Cruz Ave	Los Gatos	Santa Clara	Shoes-Retail	Clothing-Retail		2,500 - 9,999
Naturino Los Gatos	29 University Ave	Los Gatos	Santa Clara	Shoes-Retail	Clothing-Retail		2,500 - 9,999
Runners Factory	51 University Ave # C	Los Gatos	Santa Clara	Shoes-Retail	Collectibles		0 - 2,499
She She Shoes	130 N Santa Cruz Ave	Los Gatos	Santa Clara	Shoes-Retail	Consignment Shops		2,500 - 9,999
Shoe Candy	78 W Main St	Los Gatos	Santa Clara	Shoes-Retail	Consignment Shops		0 - 2,499
Shoe Fetish	216 N Santa Cruz Ave	Los Gatos	Santa Clara	Shoes-Retail	Convenience Stores	Grocers-Retail	2,500 - 9,999
Shuz Of Los Gatos	140 W Main St # A	Los Gatos	Santa Clara	Shoes-Retail	Convenience Stores	Grocers-Retail	0 - 2,499
Walking Co	1 N Santa Cruz Ave	Los Gatos	Santa Clara	Shoes-Retail	Cosmetics & Perfumes-Retail		0 - 2,499
N C Board Shop Inc	16203 Los Gatos Blvd	Los Gatos	Santa Clara	Skateboards & Equipment	Cosmetics & Perfumes-Retail		0 - 2,499
Sportissimo	796 Blossom Hill Rd	Los Gatos	Santa Clara	Sporting Goods-Retail	Cosmetics & Perfumes-Retail		0 - 2,499
Lululemon Athletica	326 Village Ln	Los Gatos	Santa Clara	Sportswear-Retail	Wines-Retail	Caterers	2,500 - 9,999
Sprocket's	55 N Santa Cruz Ave	Los Gatos	Santa Clara	Sportswear-Retail	Department Stores		40,000+
Optique America Sunglasses	98 W Main St	Los Gatos	Santa Clara	Sunglasses & Sun Goggles	Electronic Equipment & Supplies-Retail		2,500 - 9,999



Jacobs Justin	1015 Obrien Dr	Menlo Park	San Mateo	Antiques-Dealers	Hardware-Retail	Lawn & Garden Equip & Supplies-Retail	2,500 - 9,999
Landbank Investments	1164 Chestnut St	Menlo Park	San Mateo	Antiques-Dealers	Millinery-Retail	Shopping Centers & Malls	2,500 - 9,999
Neil Rasmussen Antiques & Art	PO Box 454	Menlo Park	San Mateo	Antiques-Dealers	Hobby & Model Constr Supplies-Retail		2,500 - 9,999
Quintessence	889 Santa Cruz Ave	Menlo Park	San Mateo	Antiques-Dealers	Landscaping Equipment & Supplies		0 - 2,499
Baby Boutique Cessy's	3201 Middlefield Rd	Menlo Park	San Mateo	Baby Accessories	Landscaping Equipment & Supplies		2,500 - 9,999
Destiny Heirloom	750 Menlo Ave # 200	Menlo Park	San Mateo	Baby Accessories	Lingerie		10,000 - 39,999
Menlo Velo Bicycles	433 El Camino Real	Menlo Park	San Mateo	Bicycles-Dealers	Liquors-Retail	Wines-Retail	2,500 - 9,999
Red Lantern Cycles	640 Menlo Ave # 3	Menlo Park	San Mateo	Bicycles-Dealers	Liquors-Retail	Beverages-Non-Alcoholic-Retail	0 - 2,499
Sport Velo	905 Sherman Ave	Menlo Park	San Mateo	Bicycles-Dealers	Liquors-Retail		0 - 2,499
Markstyle Bookstore	828 Willow Rd	Menlo Park	San Mateo	Book Dealers-Retail	Men's Clothing & Furnishings-Retail		2,500 - 9,999
Feldman's Books	1170 El Camino Real	Menlo Park	San Mateo	Book Dealers-Used & Rare	Miscellaneous Retail Stores Nec		2,500 - 9,999
Tere's Boutique	3270 Middlefield Rd	Menlo Park	San Mateo	Boutique Items-Retail	Miscellaneous Retail Stores Nec		2,500 - 9,999
Sugar Shack	816 Santa Cruz Ave	Menlo Park	San Mateo	Candy & Confectionery-Retail	Needlework & Needlework Materials-Retail		2,500 - 9,999
Childrens Shoppe	325 Sharon Park Dr # D3	Menlo Park	San Mateo	Childrens & Infants Wear-Retail	Nurserymen		0 - 2,499
Le Cirque Des Enfants	789 Santa Cruz Ave	Menlo Park	San Mateo	Childrens & Infants Wear-Retail	Garden Centers		2,500 - 9,999
Los Olivos	3203 Middlefield Rd	Menlo Park	San Mateo	Christian Books & Supplies-Retail	Office Supplies		2,500 - 9,999
Knickerbockers Cigars	555 Santa Cruz Ave	Menlo Park	San Mateo	Cigar Cigarette & Tobacco Dealers-Retail	Optical Goods-Retail	Opticians	2,500 - 9,999
Bubble	728 Santa Cruz Ave	Menlo Park	San Mateo	Clothing-Retail	Optical Goods-Retail		2,500 - 9,999
Dressed Room	1014 Alma St	Menlo Park	San Mateo	Clothing-Retail	Party Supplies		0 - 2,499
Isabella Boutique	640 Menlo Ave	Menlo Park	San Mateo	Clothing-Retail	Pet Supplies & Foods-Retail		2,500 - 9,999
Look	642 Santa Cruz Ave	Menlo Park	San Mateo	Clothing-Retail	Pet Supplies & Foods-Retail		2,500 - 9,999
Rosa Mendoza	147 N Bridge St	Menlo Park	San Mateo	Clothing-Retail	Pharmacies	Surgical Instruments-Manufacturers	10,000 - 39,999
Stratford & Surrey	1003 Louise St	Menlo Park	San Mateo	Collectibles	Variety Stores	Vitamin & Food Supplements	10,000 - 39,999

Afterwards	1159 El Camino Real	Menlo Park	San Mateo	Consignment Shops	Pharmacies		2,500 - 9,999
Merry Go Round	713 Santa Cruz Ave # 12	Menlo Park	San Mateo	Consignment Shops	Pharmacies		10,000 - 39,999
7-Eleven	525 Oak Grove Ave	Menlo Park	San Mateo	Convenience Stores	Variety Stores	Vitamin & Food Supplements	10,000 - 39,999
Quik Stop	3401 Middlefield Rd	Menlo Park	San Mateo	Convenience Stores	Retail Shops	Grocers-Retail	40,000+
A Wing & A Prayer Perfumes	2317 Sharon Rd	Menlo Park	San Mateo	Cosmetics & Perfumes-Retail	Service Stations-Gasoline & Oil	Automated Teller Machines	0 - 2,499
Aida Custom Cosmetics	1146 Chestnut St	Menlo Park	San Mateo	Cosmetics & Perfumes-Retail	Service Stations-Gasoline & Oil		0 - 2,499
Beauty Avenue	515 El Camino Real # 160	Menlo Park	San Mateo	Cosmetics & Perfumes-Retail	Service Stations-Gasoline & Oil		0 - 2,499
Draeger's Supermarkets	PO Box C	Menlo Park	San Mateo	Delicatessens	Service Stations-Gasoline & Oil	Alternative Fuels	0 - 2,499
Bloomington's	180 El Camino Real	Menlo Park	San Mateo	Department Stores	Service Stations-Gasoline & Oil		0 - 2,499
Avitronics Development	420 French Ct	Menlo Park	San Mateo	Electronic Equipment & Supplies-Retail	Service Stations-Gasoline & Oil	Automobile Radiator Repairing	0 - 2,499
Carco Electronics	195 Constitution Dr	Menlo Park	San Mateo	Electronic Equipment & Supplies-Retail	Service Stations-Gasoline & Oil	Alternative Fuels	0 - 2,499
Farnad Couture	1160 University Dr	Menlo Park	San Mateo	Fashion Designers	Service Stations-Gasoline & Oil	Alternative Fuels	0 - 2,499
Vitamin Closet	959 El Camino Real	Menlo Park	San Mateo	Food Supplements	Service Stations-Gasoline & Oil		0 - 2,499
Tru Noni LLC	235 Oakhurst Pl	Menlo Park	San Mateo	Fruits & Vegetables & Produce- Retail	Service Stations-Gasoline & Oil	Automobile Air Conditioning Equipment	0 - 2,499
California Consignment	654 Santa Cruz Ave	Menlo Park	San Mateo	Furniture-Dealers-Retail	Service Stations-Gasoline & Oil		0 - 2,499
Always Icecream By Miaplaza	750 Cambridge Ave	Menlo Park	San Mateo	Games & Game Supplies	Service Stations-Gasoline & Oil	Automated Teller Machines	0 - 2,499
Collezione	PO Box 2441	Menlo Park	San Mateo	Garden Ornaments	Shoes-Retail		2,500 - 9,999
Menlo Supply	167 Constitution Dr	Menlo Park	San Mateo	General Merchandise-Retail	Shoes-Retail		2,500 - 9,999
Western Skate Supply	189 Constitution Dr	Menlo Park	San Mateo	General Merchandise-Retail	Shoes-Retail		2,500 - 9,999
Ainslie's Imports Inc	536 Sand Hill Cir	Menlo Park	San Mateo	Gift Shops	Shoes-Retail		2,500 - 9,999
Artisan Shop Allied Arts Guild	75 Arbor Rd	Menlo Park	San Mateo	Gift Shops	Skating Equipment & Supplies		2,500 - 9,999
Home & Garden	2103 Santa Cruz Ave	Menlo Park	San Mateo	Gift Shops	Skating Equipment & Supplies		2,500 - 9,999
Joy Imai Pottery Studio	75 Arbor Rd	Menlo Park	San Mateo	Gift Shops	Sporting Goods-Retail		2,500 - 9,999

Occasions Etc	826 Santa Cruz Ave	Menlo Park	San Mateo	Gift Shops	Sporting Goods-Retail		2,500 - 9,999
T B Inc	888 Santa Cruz Ave	Menlo Park	San Mateo	Gift Shops	Sporting Goods-Retail		0 - 2,499
TROUTSITE.COM	501 Willow Rd	Menlo Park	San Mateo	Gift Shops	Sporting Goods-Retail		2,500 - 9,999
Sharon Heights Golf Pro Shop	2900 Sand Hill Rd	Menlo Park	San Mateo	Golf Equipment & Supplies-Retail	Sportswear-Retail		2,500 - 9,999
Rock Of Gibraltar	1022 Alma St	Menlo Park	San Mateo	Gourmet Shops	Toys-Retail		2,500 - 9,999
Sky Of Blue Cards	912 Harmon Dr	Menlo Park	San Mateo	Greeting Cards-Retail	Vacuum Cleaners-Household-Dealers	Appliances-Household-Small-Repairing	0 - 2,499
Chavez Supermarket	3282 Middlefield Rd	Menlo Park	San Mateo	Grocers-Retail	Wines-Retail		0 - 2,499
Draeger's Markets Inc	PO Box C	Menlo Park	San Mateo	Grocers-Retail	Wines-Retail		0 - 2,499
LA Hacienda Market	1933 Menalto Ave	Menlo Park	San Mateo	Grocers-Retail	Wines-Retail		0 - 2,499
LA Michoacana Market	1305 Willow Rd	Menlo Park	San Mateo	Grocers-Retail	Women's Apparel-Retail		0 - 2,499
Los Primos Meat Market	3252 Middlefield Rd	Menlo Park	San Mateo	Grocers-Retail	Women's Apparel-Retail		2,500 - 9,999
Lutticken's	3535 Alameda DE Las Pulgas	Menlo Park	San Mateo	Grocers-Retail	Women's Apparel-Retail		2,500 - 9,999
Mardini's Cafe	408 Willow Rd	Menlo Park	San Mateo	Grocers-Retail	Women's Apparel-Retail		2,500 - 9,999
Menloville Country Store	1902 Valparaiso Ave	Menlo Park	San Mateo	Grocers-Retail	Women's Apparel-Retail		2,500 - 9,999
Michoacam Supermarket	3380 Middlefield Rd	Menlo Park	San Mateo	Grocers-Retail	Women's Apparel-Retail		2,500 - 9,999
Nak's Oriental Market	1151 Chestnut St	Menlo Park	San Mateo	Grocers-Retail	Women's Apparel-Retail		2,500 - 9,999
Quality Market	1209 Willow Rd	Menlo Park	San Mateo	Grocers-Retail	Antiques-Dealers		0 - 2,499
Safeway	325 Sharon Park Dr	Menlo Park	San Mateo	Grocers-Retail	Book Dealers-Retail		2,500 - 9,999
Safeway	525 El Camino Real	Menlo Park	San Mateo	Grocers-Retail	Candy & Confectionery-Retail		2,500 - 9,999
Trader Joe's	720 Menlo Ave	Menlo Park	San Mateo	Grocers-Retail	Candy & Confectionery-Retail		2,500 - 9,999
Willows Market	60 Middlefield Rd	Menlo Park	San Mateo	Grocers-Retail	Childrens & Infants Wear-Retail		10,000 - 39,999
Menlo Park Ace Hardware	700 Santa Cruz Ave	Menlo Park	San Mateo	Hardware-Retail	Clothing-Retail		2,500 - 9,999
Fino Fino	325 Sharon Park Dr # E1	Menlo Park	San Mateo	Hats-Retail	Computer & Equipment Dealers		2,500 - 9,999

Tom's Trackside Trains	558 Santa Cruz Ave	Menlo Park	San Mateo	Hobby & Model Constr Supplies-Retail	Consignment Shops		0 - 2,499
Home Landscape Plans	420 Sand Hill Cir	Menlo Park	San Mateo	Landscaping Equipment & Supplies	Consignment Shops		0 - 2,499
Redwood Garden & Building Mtrl	3615 Haven Ave	Menlo Park	San Mateo	Landscaping Equipment & Supplies	Convenience Stores	Grocers-Retail	2,500 - 9,999
Ela Lingerie	1139 Chestnut St	Menlo Park	San Mateo	Lingerie	Cosmetics & Perfumes-Retail		0 - 2,499
Beltramo's Wines & Spirits	1540 El Camino Real	Menlo Park	San Mateo	Liquors-Retail	Department Stores	Home Accessories & Furnishings	40,000+
BEVMO!	700 El Camino Real	Menlo Park	San Mateo	Liquors-Retail	Food Products-Retail		0 - 2,499
Tri-E-Z Foods & Liquor	1820 El Camino Real	Menlo Park	San Mateo	Liquors-Retail	Food Products-Retail		2,500 - 9,999
Willow Soccer	728 Willow Rd # B	Menlo Park	San Mateo	Men's Clothing & Furnishings- Retail	Fruits & Vegetables & Produce-Retail		2,500 - 9,999
Giftpacks Unlimited	1801 Santa Cruz Ave	Menlo Park	San Mateo	Miscellaneous Retail Stores Nec	Appliances-Household-Small-Dealers	Beds-Retail	10,000 - 39,999
J & L Lipsense	1314 Sherman Ave	Menlo Park	San Mateo	Miscellaneous Retail Stores Nec	General Merchandise-Retail		0 - 2,499
Old World Designs	727 Santa Cruz Ave	Menlo Park	San Mateo	Needlework & Needlework Materials-Retail	Gift Shops		0 - 2,499
Jamo Nursery Inc	3633 Alameda DE Las Pulgas	Menlo Park	San Mateo	Nurserymen	Women's Apparel-Retail		2,500 - 9,999
Roger Reynolds Nursery & Crrg	133 Encinal Ave	Menlo Park	San Mateo	Nurserymen	Gift Shops		0 - 2,499
Staples	700 El Camino Real # 120	Menlo Park	San Mateo	Office Supplies	Gift Shops		0 - 2,499
Lenscrafters	700 El Camino Real # 160	Menlo Park	San Mateo	Optical Goods-Retail	Gift Shops		0 - 2,499
Zig-Align	PO Box 765	Menlo Park	San Mateo	Optical Goods-Retail	Gift Shops		0 - 2,499
Rescueros Mex	3262 Middlefield Rd	Menlo Park	San Mateo	Party Supplies	Gift Shops		0 - 2,499
Pet Place	777 Santa Cruz Ave	Menlo Park	San Mateo	Pet Supplies & Foods-Retail	Gift Shops		0 - 2,499
Unleashed By PETCO	515 El Camino Real # 120	Menlo Park	San Mateo	Pet Supplies & Foods-Retail	Gourmet Shops	Kitchen Accessories	2,500 - 9,999
Baneth's Pharmacy	900 Willow Rd	Menlo Park	San Mateo	Pharmacies	Grocers-Retail		0 - 2,499
CVS Pharmacy	325 Sharon Park Dr	Menlo Park	San Mateo	Pharmacies	Grocers-Retail		0 - 2,499
Menlo Park Pharmacy	PO Box 370	Menlo Park	San Mateo	Pharmacies	Grocers-Retail		2,500 - 9,999
Pharmaca Integrative Pharmacy	871 Santa Cruz Ave	Menlo Park	San Mateo	Pharmacies	Grocers-Retail		0 - 2,499

Walgreens	643 Santa Cruz Ave	Menlo Park	San Mateo	Pharmacies	Grocers-Retail	Bakers-Retail	2,500 - 9,999
Mi Rancho Supermarket	812 Willow Rd	Menlo Park	San Mateo	Retail Shops	Grocers-Retail		2,500 - 9,999
76 George & Bob's Svc	1380 El Camino Real	Menlo Park	San Mateo	Service Stations-Gasoline & Oil	Retail Shops		40,000+
A & S Union 76	710 Willow Rd	Menlo Park	San Mateo	Service Stations-Gasoline & Oil	Grocers-Retail		2,500 - 9,999
Chevron	1399 Willow Rd	Menlo Park	San Mateo	Service Stations-Gasoline & Oil	Hardware-Retail	Nurserymen	40,000+
Flyers	3233 Middlefield Rd	Menlo Park	San Mateo	Service Stations-Gasoline & Oil	Health & Diet Foods-Retail		2,500 - 9,999
G & J Acquisitions Inc	495 El Camino Real	Menlo Park	San Mateo	Service Stations-Gasoline & Oil	Health & Diet Foods-Retail		2,500 - 9,999
M-A Shell	1400 El Camino Real	Menlo Park	San Mateo	Service Stations-Gasoline & Oil	House Cleaning Equipment & Supplies	Cleaning Compounds (Whls)	0 - 2,499
Marsh Road Chevron	1110 Marsh Rd	Menlo Park	San Mateo	Service Stations-Gasoline & Oil	Meat-Retail		2,500 - 9,999
Marsh Road Valero	743 Marsh Rd	Menlo Park	San Mateo	Service Stations-Gasoline & Oil	Office Supplies		2,500 - 9,999
Menlo Park Beacon	275 El Camino Real	Menlo Park	San Mateo	Service Stations-Gasoline & Oil	Pharmacies		10,000 - 39,999
Menlo Park Chevron	1200 El Camino Real	Menlo Park	San Mateo	Service Stations-Gasoline & Oil	Variety Stores	Vitamin & Food Supplements	10,000 - 39,999
Portola Valley Shell	201 LA Cuesta Dr	Menlo Park	San Mateo	Service Stations-Gasoline & Oil	Variety Stores	Vitamin & Food Supplements	10,000 - 39,999
Sharon Heights Shell	125 Sharon Park Dr	Menlo Park	San Mateo	Service Stations-Gasoline & Oil	Variety Stores	Vitamin & Food Supplements	10,000 - 39,999
Calla Kicks	1060 Evelyn St	Menlo Park	San Mateo	Shoes-Retail	Retail Shops		40,000+
Fleet Feet Sports	859 Santa Cruz Ave	Menlo Park	San Mateo	Shoes-Retail	Service Stations-Gasoline & Oil		0 - 2,499
Head Over Heels	887 Santa Cruz Ave	Menlo Park	San Mateo	Shoes-Retail	Service Stations-Gasoline & Oil		0 - 2,499
Manny's Shoes	708 Santa Cruz Ave	Menlo Park	San Mateo	Shoes-Retail	Service Stations-Gasoline & Oil	Alternative Fuels	0 - 2,499
Bettie J's	189 Constitution Dr	Menlo Park	San Mateo	Skating Equipment & Supplies	Service Stations-Gasoline & Oil	Automated Teller Machines	0 - 2,499
Nazarro Enterprises Inc	189 Constitution Dr	Menlo Park	San Mateo	Skating Equipment & Supplies	Service Stations-Gasoline & Oil	Alternative Fuels	0 - 2,499
Alive Fitness Studio Inc	516 8th Ave	Menlo Park	San Mateo	Sporting Goods-Retail	Service Stations-Gasoline & Oil	Gas Equipment (Whls)	0 - 2,499
Big 5 Sporting Goods	700 El Camino Real # 100	Menlo Park	San Mateo	Sporting Goods-Retail	Sewing Machines-Household		2,500 - 9,999
Just Add Water	989 El Camino Real	Menlo Park	San Mateo	Sporting Goods-Retail	Shoes-Orthopedic		2,500 - 9,999



Mallet Sports	885 Oak Grove Ave	Menlo Park	San Mateo	Sporting Goods-Retail	Shoes-Orthopedic		2,500 - 9,999
Prostuff	728 Willow Rd	Menlo Park	San Mateo	Sportswear-Retail	Shoes-Retail		2,500 - 9,999
Cheeky Monkey Toys	640 Santa Cruz Ave	Menlo Park	San Mateo	Toys-Retail	Shoes-Retail	Safety Equipment & Clothing-Mfrs	2,500 - 9,999
Menlo Vacuum & Fix It	1179 El Camino Real	Menlo Park	San Mateo	Vacuum Cleaners-Repairing & Parts	Shoes-Retail		2,500 - 9,999
Country Corner G C's Wine & Cheese	3207 Alameda DE Las Pulgas	Menlo Park	San Mateo	Wines-Retail	Skiing Equipment-Retail	Snowboards-Retail	0 - 2,499
Tasting	657 Oak Grove Ave	Menlo Park	San Mateo	Wines-Retail	Vitamin & Food Supplements		2,500 - 9,999
Sharon Heights Wines & Liquors	325 Sharon Park Dr # F3	Menlo Park	San Mateo	Wines-Retail	Wines-Retail		0 - 2,499
4 Clothing Solutions	809 Santa Cruz Ave	Menlo Park	San Mateo	Women's Apparel-Retail	Women's Apparel-Retail		0 - 2,499
Alys Grace	899 Santa Cruz Ave	Menlo Park	San Mateo	Women's Apparel-Retail	Women's Apparel-Retail		2,500 - 9,999
Angela	1129 Chestnut St	Menlo Park	San Mateo	Women's Apparel-Retail	Women's Apparel-Retail		0 - 2,499
Josef Boutique	883 Santa Cruz Ave	Menlo Park	San Mateo	Women's Apparel-Retail	Women's Apparel-Retail		2,500 - 9,999
Milna C	1158 Chestnut St	Menlo Park	San Mateo	Women's Apparel-Retail	Women's Apparel-Retail	Boutique Items-Retail	10,000 - 39,999
Pendleton	145 El Camino Real	Menlo Park	San Mateo	Women's Apparel-Retail	Women's Apparel-Retail	Boutique Items-Retail	10,000 - 39,999
Pink Tangerine	883 Santa Cruz Ave # 4	Menlo Park	San Mateo	Women's Apparel-Retail	Tropical Fish-Retail	Pet Services	2,500 - 9,999
Compro Oro	3301 Middlefield Rd	Menlo Park	San Mateo	Jewelers-Retail	Aquariums & Aquarium Supls		0 - 2,499
Edith Schneider Jewelry- Acces	75 Arbor Rd # J	Menlo Park	San Mateo	Jewelers-Retail	Baby Accessories		10,000 - 39,999
Erin Mac Geraght	325 Sharon Park Dr # D6	Menlo Park	San Mateo	Jewelers-Retail	Beads-Retail		2,500 - 9,999
Graciana	1155 Crane St # 2	Menlo Park	San Mateo	Jewelers-Retail	Bicycles-Dealers		2,500 - 9,999
Heart On Your Wrist	108 Gilbert Ave	Menlo Park	San Mateo	Jewelers-Retail	Book Dealers-Retail		0 - 2,499
Hirzel Fine Jewelry	730 Santa Cruz Ave	Menlo Park	San Mateo	Jewelers-Retail	Boutique Items-Retail		2,500 - 9,999
Jeweler	781 Santa Cruz Ave	Menlo Park	San Mateo	Jewelers-Retail	Bowling Apparel & Accessories	Bowling Instruction	0 - 2,499
Joyeria Sanchez	3201 Middlefield Rd	Menlo Park	San Mateo	Jewelers-Retail	Candy & Confectionery-Retail	Chocolate & Cocoa-Manufacturers	0 - 2,499
Mgm Jewelry	3266 Middlefield Rd	Menlo Park	San Mateo	Jewelers-Retail	Candy & Confectionery-Retail		2,500 - 9,999

Only Girls	203 Chester St	Menlo Park	San Mateo	Jewelers-Retail	Candy & Confectionery-Retail		2,500 - 9,999
Plaza Jewelers	3303 Middlefield Rd	Menlo Park	San Mateo	Jewelers-Retail	Candy Making Supplies		2,500 - 9,999
Stephen Silver Fine Jewelry	2825 Sand Hill Rd	Menlo Park	San Mateo	Jewelers-Retail	Men's Clothing & Furnishings-Retail	Women's Apparel-Retail	40,000+
Tom Wing & Sons	888 Santa Cruz Ave	Menlo Park	San Mateo	Jewelers-Retail	Childrens & Infants Wear-Retail		10,000 - 39,999
Nakura Inc	271 Marcella Way	Millbrae	San Mateo	Antiques-Dealers	Childrens & Infants Wear-Retail		10,000 - 39,999
Nan Hai	530 Broadway	Millbrae	San Mateo	Book Dealers-Retail	Childrens & Infants Wear-Retail		10,000 - 39,999
Candy Cottage	7 Civic Center Ln	Millbrae	San Mateo	Candy & Confectionery-Retail	Childrens & Infants Wear-Retail		10,000 - 39,999
Sweet Memories	1395 El Camino Real	Millbrae	San Mateo	Candy & Confectionery-Retail	Childrens & Infants Wear-Retail		10,000 - 39,999
Children's Place	655 Broadway	Millbrae	San Mateo	Childrens & Infants Wear-Retail	Childrens & Infants Wear-Retail		10,000 - 39,999
John's Closet	440 Green Hills Dr	Millbrae	San Mateo	Clothing-Retail	Childrens & Infants Wear-Retail		10,000 - 39,999
Atman Computers & Graphics	800 El Camino Real # 100	Millbrae	San Mateo	Computer & Equipment Dealers	Childrens & Infants Wear-Retail		10,000 - 39,999
Amelia's Antiques	311 Broadway	Millbrae	San Mateo	Consignment Shops	Cigar Cigarette & Tobacco Dealers-Retail		0 - 2,499
Amella's Antiques	311 Broadway	Millbrae	San Mateo	Consignment Shops	Cigar Cigarette & Tobacco Dealers-Retail		0 - 2,499
7-Eleven	401 El Camino Real	Millbrae	San Mateo	Convenience Stores	Men's Clothing & Furnishings-Retail	Women's Apparel-Retail	10,000 - 39,999
Royal Radiance	266 Barclay Ave	Millbrae	San Mateo	Cosmetics & Perfumes-Retail	Men's Clothing & Furnishings-Retail	Women's Apparel-Retail	10,000 - 39,999
Kohl's Department Store	855 Broadway	Millbrae	San Mateo	Department Stores	Men's Clothing & Furnishings-Retail	Women's Apparel-Retail	10,000 - 39,999
Enterprise 1180 Inc	1180 El Camino Real	Millbrae	San Mateo	Food Products-Retail	Clothing-Retail		2,500 - 9,999
Orange Coast Food Inc	375 Adrian Rd	Millbrae	San Mateo	Food Products-Retail	Men's Clothing & Furnishings-Retail		10,000 - 39,999
Dean's Produce	451 Broadway	Millbrae	San Mateo	Fruits & Vegetables & Produce-Retail	Clothing-Retail		2,500 - 9,999
Millbrae Furniture & Appliance	1781 El Camino Real	Millbrae	San Mateo	Furniture-Dealers-Retail	Clothing-Retail		2,500 - 9,999
Lucys Treasures	651 Santa Barbara Ave	Millbrae	San Mateo	General Merchandise-Retail	Clothing-Retail		2,500 - 9,999
American Gift Ctr	1703 El Camino Real	Millbrae	San Mateo	Gift Shops	Clothing-Retail		40,000+
Bavi's Hallmark	717 Broadway	Millbrae	San Mateo	Gift Shops	Retail Shops		10,000 - 39,999
K & M Gift Shop	406 Broadway	Millbrae	San Mateo	Gift Shops	Clothing-Retail		10,000 - 39,999
Millbrae Square Co	717 Broadway	Millbrae	San Mateo	Gift Shops	Men's Clothing & Furnishings-Retail	Women's Apparel-Retail	10,000 - 39,999
Mind Well Rosinka Mystic Gifts	13 El Camino Real	Millbrae	San Mateo	Gift Shops	Clothing-Retail	Records Tapes & Compact Discs-Retail	10,000 - 39,999
Shadow Collection	315 Broadway	Millbrae	San Mateo	Gift Shops	Women's Apparel-Retail		10,000 - 39,999
Vintage Gypsies	249 Barclay Ave	Millbrae	San Mateo	Gift Shops	Clothing-Retail		2,500 - 9,999
Welton Triesch	1514 Magnolia Ave	Millbrae	San Mateo	Gift Shops	Clothing-Retail	Pants-Wholesale	10,000 - 39,999
Magic Gourmet Trading LLC	375 Adrian Rd	Millbrae	San Mateo	Gourmet Shops	Clothing-Retail		2,500 - 9,999

Andrea's Market	1601 El Camino Real	Millbrae	San Mateo	Grocers-Retail	Men's Clothing & Furnishings-Retail	Women's Apparel-Retail	10,000 - 39,999
Capucino Market	PO Box 1370	Millbrae	San Mateo	Grocers-Retail	Clothing-Retail		10,000 - 39,999
Kimberly's Fine Foods	29 Hillcrest Blvd	Millbrae	San Mateo	Grocers-Retail	Women's Apparel-Retail		10,000 - 39,999
Liquor Land Inc	1599 El Camino Real	Millbrae	San Mateo	Grocers-Retail	Clothing-Retail		10,000 - 39,999
Lucky	45 Murchison Dr	Millbrae	San Mateo	Grocers-Retail	Collectibles		0 - 2,499
Millbrae Market & Gasoline	1 Rollins Rd	Millbrae	San Mateo	Grocers-Retail	Comic Books	Collectibles	2,500 - 9,999
Safeway	525 El Camino Real	Millbrae	San Mateo	Grocers-Retail	Comic Books		0 - 2,499
Trader Joe's	765 Broadway	Millbrae	San Mateo	Grocers-Retail	Computer & Equipment Dealers		2,500 - 9,999
Orchard Supply Hardware	900 El Camino Real	Millbrae	San Mateo	Hardware-Retail	Computer Parts & Supplies		2,500 - 9,999
Biogent Natural Inc	15 Mio Corte	Millbrae	San Mateo	Health & Diet Foods-Retail	Computer Parts & Supplies		2,500 - 9,999
Genseng & Health Food Co	153 El Camino Real	Millbrae	San Mateo	Health & Diet Foods-Retail	Computer Parts & Supplies	Computer & Equipment Dealers	2,500 - 9,999
Stanley Home Products	8 LA Cruz Ave # A	Millbrae	San Mateo	House Cleaning Equipment & Supplies	Computer Parts & Supplies		2,500 - 9,999
Pape Meat Co	25 Hillcrest Blvd	Millbrae	San Mateo	Meat-Retail	Computer & Equipment Dealers	Importers (Whls)	40,000+
Office Depot	959 El Camino Real	Millbrae	San Mateo	Office Supplies	Convenience Stores	Grocers-Retail	0 - 2,499
Horak Associates	1129 Helen Dr	Millbrae	San Mateo	Pharmacies	Convenience Stores	Grocers-Retail	0 - 2,499
Walgreens	45 Camino Alto	Millbrae	San Mateo	Pharmacies	Convenience Stores	Grocers-Retail	2,500 - 9,999
Walgreens	45 S El Camino Real	Millbrae	San Mateo	Pharmacies	Convenience Stores	Grocers-Retail	2,500 - 9,999
Walgreens	615 Broadway	Millbrae	San Mateo	Pharmacies	Convenience Stores	Grocers-Retail	0 - 2,499
Sun's Market	123 El Camino Real	Millbrae	San Mateo	Retail Shops	Convenience Stores		0 - 2,499
Baker Rob's Texaco Svc	1009 El Camino Real	Millbrae	San Mateo	Service Stations-Gasoline & Oil	Cookies & Crackers		0 - 2,499
Chevron	320 E Millbrae Ave	Millbrae	San Mateo	Service Stations-Gasoline & Oil	Cosmetics & Perfumes-Retail		2,500 - 9,999
Chevron	501 El Camino Real	Millbrae	San Mateo	Service Stations-Gasoline & Oil	Cosmetics & Perfumes-Retail		0 - 2,499
Millbrae 76	5 El Camino Real	Millbrae	San Mateo	Service Stations-Gasoline & Oil	Cosmetics & Perfumes-Retail		0 - 2,499
Millbrae Valero	941 El Camino Real	Millbrae	San Mateo	Service Stations-Gasoline & Oil	Cosmetics & Perfumes-Retail		2,500 - 9,999
Skyline Chevron	400 Skyline Blvd	Millbrae	San Mateo	Service Stations-Gasoline & Oil	Cosmetics & Perfumes-Retail		2,500 - 9,999
Sewing Machine Place	239 Broadway	Millbrae	San Mateo	Sewing Machines-Household	Cosmetics & Perfumes-Retail		0 - 2,499
Ablegaitor Orthopedic Footwear	10 Rollins Rd	Millbrae	San Mateo	Shoes-Orthopedic	Cosmetics & Perfumes-Retail		2,500 - 9,999
R M Healthy Step & Health	210 Broadway # 210a	Millbrae	San Mateo	Shoes-Orthopedic	Cosmetics & Perfumes-Retail		0 - 2,499
Out Tonight Shoes	111 Hazel Ave	Millbrae	San Mateo	Shoes-Retail	Cosmetics & Perfumes-Retail		0 - 2,499
Red Wing Shoe Store	1135 El Camino Real	Millbrae	San Mateo	Shoes-Retail	Cosmetics & Perfumes-Retail		0 - 2,499
Synergy Interantioanl Group	869 Brookside Ln	Millbrae	San Mateo	Shoes-Retail	Cosmetics & Perfumes-Retail		0 - 2,499
Tim Muhic Ski & Snowboard Svc	12 LA Cruz Ave	Millbrae	San Mateo	Skiing Equipment-Retail	Scrapbook Albums & Supplies		2,500 - 9,999

Jeet Sing Co	290 Broadway	Millbrae	San Mateo	Vitamin & Food Supplements	Department Stores	Baby Accessories	40,000+
Vineyard Gate	238 Broadway	Millbrae	San Mateo	Wines-Retail	Department Stores		40,000+
Dd & S Design	236 Taylor Blvd	Millbrae	San Mateo	Women's Apparel-Retail	Department Stores	Home Accessories & Furnishings	40,000+
Dress Barn	631 Broadway	Millbrae	San Mateo	Women's Apparel-Retail	Department Stores	Retail Shops	40,000+
Relax The Bride	9 Corte Dorado	Millbrae	San Mateo	Women's Apparel-Retail	Department Stores		40,000+
Rubin's	11 El Camino Real	Millbrae	San Mateo	Women's Apparel-Retail	Department Stores		40,000+
Cornerstone Jeweler	299 Broadway	Millbrae	San Mateo	Jewelers-Retail	Department Stores	Retail Shops	40,000+
Millbrae Jewelers	400 Broadway	Millbrae	San Mateo	Jewelers-Retail	Garden Centers	Home Accessories & Furnishings	40,000+
Numis International Inc	301 Broadway	Millbrae	San Mateo	Jewelers-Retail			2,500 - 9,999
SFO Jewelry	327 Broadway	Millbrae	San Mateo	Jewelers-Retail	Appliances-Household-Major-Dealers	Cellular Telephones (Services)	40,000+
Sparkle	423 Broadway # 410	Millbrae	San Mateo	Jewelers-Retail			2,500 - 9,999
Sullivan Enterprises	20 Bayview Ct	Millbrae	San Mateo	Jewelers-Retail			40,000+
Claire's	130 Great Mall Dr	Milpitas	Santa Clara	Accessories-Fashion	Electronic Equipment & Supplies-Retail		2,500 - 9,999
Icing By Claire's	114 Great Mall Dr	Milpitas	Santa Clara	Accessories-Fashion	Electronic Equipment & Supplies-Retail	Data Processing Equipment (Whls)	2,500 - 9,999
Aquatic Gallery	1370 Minnis Cir	Milpitas	Santa Clara	Aquariums & Aquarium Supls	Electronic Equipment & Supplies-Retail		2,500 - 9,999
Aquatop USA	1851 Mccarthy Blvd	Milpitas	Santa Clara	Aquariums & Aquarium Supls	Electronic Equipment & Supplies-Retail		2,500 - 9,999
Baby Depot At Burlington Coat	1400 Great Mall Dr	Milpitas	Santa Clara	Baby Accessories	Electronic Equipment & Supplies-Retail		2,500 - 9,999
Silver Fox Jewelry	672 Tramway Dr	Milpitas	Santa Clara	Beads-Retail	Electronic Equipment & Supplies-Retail		2,500 - 9,999
Sun Bike Shop	1624 S Main St	Milpitas	Santa Clara	Bicycles-Dealers	Women's Apparel-Retail	Childrens & Infants Wear-Retail	2,500 - 9,999
Evergreen Book Store	306 Barber Ct	Milpitas	Santa Clara	Book Dealers-Retail	Men's Clothing & Furnishings-Retail	Women's Apparel-Retail	2,500 - 9,999
Sonam International	308 S Abel St	Milpitas	Santa Clara	Boutique Items-Retail	Leather Clothing-Retail		2,500 - 9,999
Bowler's Edge Pro Shop	1287 S Park Victoria Dr	Milpitas	Santa Clara	Bowling Apparel & Accessories	Factory Outlets		2,500 - 9,999
Rocky Mountain Chocolate	170 Great Mall Dr	Milpitas	Santa Clara	Candy & Confectionery-Retail	Factory Outlets		2,500 - 9,999
Sweet Factory	447 Great Mall Dr	Milpitas	Santa Clara	Candy & Confectionery-Retail	Childrens & Infants Wear-Retail	Children's Fitness	2,500 - 9,999
Sweetheart Candies	372 Barber Ln	Milpitas	Santa Clara	Candy & Confectionery-Retail	Factory Outlets		2,500 - 9,999
Beard Papa's Sweets Cafe	1535 Landess Ave # 122	Milpitas	Santa Clara	Candy Making Supplies	Factory Outlets		2,500 - 9,999
Abercrombie	484 Great Mall Dr	Milpitas	Santa Clara	Childrens & Infants Wear-Retail	Factory Outlets		2,500 - 9,999

Carter's Childrenswear	447 Great Mall Dr	Milpitas	Santa Clara	Childrens & Infants Wear-Retail	Men's Clothing & Furnishings-Retail	Women's Apparel-Retail	2,500 - 9,999
Children's Place	401 Great Mall Dr	Milpitas	Santa Clara	Childrens & Infants Wear-Retail	Department Stores		2,500 - 9,999
Crazy 8	504 Great Mall Dr	Milpitas	Santa Clara	Childrens & Infants Wear-Retail	Appliances-Household-Major-Dealers		2,500 - 9,999
Little Angel	728 Great Mall Dr	Milpitas	Santa Clara	Childrens & Infants Wear-Retail	Shoes-Retail		2,500 - 9,999
Naartjie Kids	210 Great Mall Dr	Milpitas	Santa Clara	Childrens & Infants Wear-Retail	Factory Outlets		2,500 - 9,999
Oshkosh B'Gosh	292 Great Mall Dr	Milpitas	Santa Clara	Childrens & Infants Wear-Retail	Leather Clothing-Retail		2,500 - 9,999
Sprockets Clothing Inc	447 Great Mall Dr	Milpitas	Santa Clara	Childrens & Infants Wear-Retail	Food Markets		0 - 2,499
Under The Nile	1503 N Milpitas Blvd	Milpitas	Santa Clara	Childrens & Infants Wear-Retail	Games & Game Supplies		2,500 - 9,999
Cigarette Payless	223 W Calaveras Blvd	Milpitas	Santa Clara	Cigar Cigarette & Tobacco Dealers-Retail	Video Games		2,500 - 9,999
Smoking Everywhere	447 Great Mall Dr	Milpitas	Santa Clara	Cigar Cigarette & Tobacco Dealers-Retail	Games & Game Supplies		2,500 - 9,999
Abercrombie & Fitch	447 Great Mall Dr	Milpitas	Santa Clara	Clothing-Retail	General Merchandise-Retail		0 - 2,499
Aeropostale	480 Great Mall Dr	Milpitas	Santa Clara	Clothing-Retail	General Merchandise-Retail		0 - 2,499
American Eagle Outfitters	454 Great Mall Dr	Milpitas	Santa Clara	Clothing-Retail	General Merchandise-Retail		0 - 2,499
Bench Body	1535 Landess Ave	Milpitas	Santa Clara	Clothing-Retail	Gift Shops		0 - 2,499
Calvin Klein	540 Great Mall Dr	Milpitas	Santa Clara	Clothing-Retail	Gift Shops		0 - 2,499
Cotton On-Great Mall-The Bay	160 Great Mall Dr	Milpitas	Santa Clara	Clothing-Retail	Gift Shops		0 - 2,499
Dkny	447 Great Mall Dr	Milpitas	Santa Clara	Clothing-Retail	Gift Shops		0 - 2,499
Exxclusive Online	137 Sudbury Ct	Milpitas	Santa Clara	Clothing-Retail	Gift Shops		0 - 2,499
Forever 21	450 Great Mall Dr	Milpitas	Santa Clara	Clothing-Retail	Gift Shops		0 - 2,499
GUESS	551 Great Mall Dr	Milpitas	Santa Clara	Clothing-Retail	Gift Shops		2,500 - 9,999
H&M	1220 Great Mall Dr	Milpitas	Santa Clara	Clothing-Retail	Gift Shops		0 - 2,499
Hot Topic	128 Great Mall Dr	Milpitas	Santa Clara	Clothing-Retail	Gift Shops		2,500 - 9,999
Joe's Jeans	447 Great Mall Dr	Milpitas	Santa Clara	Clothing-Retail	Gift Shops		2,500 - 9,999
Lane Bryant	447 Great Mall Dr # 110	Milpitas	Santa Clara	Clothing-Retail	Gifts-Specialty		2,500 - 9,999
Le Femme Body Shaper	447 Great Mall Dr	Milpitas	Santa Clara	Clothing-Retail	Gift Shops		2,500 - 9,999
Levi's Outlet	558 Great Mall Dr	Milpitas	Santa Clara	Clothing-Retail	Gift Shops		0 - 2,499
Nice Wear	447 Great Mall Dr	Milpitas	Santa Clara	Clothing-Retail	Girls Apparel	Childrens & Infants Wear-Retail	10,000 - 39,999
Old Navy	1172 Great Mall Dr	Milpitas	Santa Clara	Clothing-Retail	Golf Equipment & Supplies-Retail		2,500 - 9,999
Papaya Clothing	459 Great Mall Dr	Milpitas	Santa Clara	Clothing-Retail	Grocers-Retail		40,000+
Tilly's	447 Great Mall Dr	Milpitas	Santa Clara	Clothing-Retail	Grocers-Retail		2,500 - 9,999
Tommy Hilfiger Inc	258 Great Mall Dr	Milpitas	Santa Clara	Clothing-Retail	Food Markets		0 - 2,499
Mastercraft Collection LLC	781 Ames Ave	Milpitas	Santa Clara	Collectibles	Grocers-Retail		0 - 2,499

Black Cat Comics	73 N Milpitas Blvd	Milpitas	Santa Clara	Comic Books	Food Markets	Service Stations-Gasoline & Oil	2,500 - 9,999
Extreme Products	1694 Crater Lake Ave	Milpitas	Santa Clara	Comic Books	Grocers-Retail	Seafood-Retail	2,500 - 9,999
Ipod Spot	447 Great Mall Dr	Milpitas	Santa Clara	Computer & Equipment	Dealers	Grocers-Retail	0 - 2,499
Cost Dot	1851 Mccarthy Blvd	Milpitas	Santa Clara	Computer Parts & Supplies	Grocers-Retail		0 - 2,499
Golden Valley Systems Inc	1750 Houret Ct	Milpitas	Santa Clara	Computer Parts & Supplies	Grocers-Retail		0 - 2,499
Pactech	362 S Milpitas Blvd	Milpitas	Santa Clara	Computer Parts & Supplies	Grocers-Retail		0 - 2,499
Parts 4 PC	1313 N Milpitas Blvd # 127	Milpitas	Santa Clara	Computer Parts & Supplies	Grocers-Retail	Bakers-Retail	2,500 - 9,999
Sigma Designs Inc	1778 Mccarthy Blvd	Milpitas	Santa Clara	Computer Peripherals (Mfrs)	Grocers-Retail		2,500 - 9,999
7-Eleven	1496 N Milpitas Blvd	Milpitas	Santa Clara	Convenience Stores	Grocers-Retail	Pharmacies	2,500 - 9,999
7-Eleven	15 S Abbott Ave	Milpitas	Santa Clara	Convenience Stores	Grocers-Retail	Bakers-Retail	2,500 - 9,999
7-Eleven	1771 Clear Lake Ave	Milpitas	Santa Clara	Convenience Stores	Grocers-Retail		0 - 2,499
7-Eleven	1838 Milmont Dr	Milpitas	Santa Clara	Convenience Stores	Grocers-Retail		0 - 2,499
7-Eleven	57 S Park Victoria Dr	Milpitas	Santa Clara	Convenience Stores	Convenience Stores	Service Stations-Gasoline & Oil	0 - 2,499
Great Mart	702 Great Mall Dr	Milpitas	Santa Clara	Convenience Stores	Grocers-Retail	Restaurants	0 - 2,499
Mrs Field's Cookies	447 Great Mall Dr # 112	Milpitas	Santa Clara	Cookies & Crackers	Guns & Gunsmiths		2,500 - 9,999
Bath & Body Works	570 Great Mall Dr	Milpitas	Santa Clara	Cosmetics & Perfumes-Retail	Hair Ornaments		2,500 - 9,999
Bee's Skin Care	1729 N Milpitas Blvd	Milpitas	Santa Clara	Cosmetics & Perfumes-Retail	Handbags		2,500 - 9,999
Bich Lien Beauty Salon	86 S Abel St	Milpitas	Santa Clara	Cosmetics & Perfumes-Retail	Hardware-Retail	Window Coverings-Dealers	2,500 - 9,999
Designer Fragrance & Cosmetics	536 Great Mall Dr	Milpitas	Santa Clara	Cosmetics & Perfumes-Retail	Hardware-Retail	Plumbing Fixtures & Supplies-New-Retail	10,000 - 39,999
Facade Cosmetic Inc	466 Vista Way	Milpitas	Santa Clara	Cosmetics & Perfumes-Retail	Hats-Retail		2,500 - 9,999
Jennifer A Portley	2056 Seacliff Dr	Milpitas	Santa Clara	Cosmetics & Perfumes-Retail	Health & Diet Foods-Retail		2,500 - 9,999
Mary Kay Cosmetics	306 Washington Dr	Milpitas	Santa Clara	Cosmetics & Perfumes-Retail	Health & Diet Foods-Retail		2,500 - 9,999
Real Beauty	531 E Calaveras Blvd	Milpitas	Santa Clara	Cosmetics & Perfumes-Retail	Health & Diet Foods-Retail	Food Supplements	40,000+
Tretisse Cosmetics	PO Box 360139	Milpitas	Santa Clara	Cosmetics & Perfumes-Retail	Herbs		2,500 - 9,999
Vee Cosmetics	1748 N Milpitas Blvd	Milpitas	Santa Clara	Cosmetics & Perfumes-Retail	Herbs		2,500 - 9,999
Vitativ International Corp	396 Barber Ln	Milpitas	Santa Clara	Cosmetics & Perfumes-Retail	Herbs		2,500 - 9,999
Michaels	136 Ranch Dr	Milpitas	Santa Clara	Craft Supplies	Hardware-Retail	Home Improvements	40,000+
Burlington Coat Factory	1400 Great Mall Dr	Milpitas	Santa Clara	Department Stores	Lingerie		2,500 - 9,999
Daiso Japan	406 Great Mall Dr	Milpitas	Santa Clara	Department Stores	Lingerie		10,000 - 39,999
Kohl's Department Store	1150 Great Mall Dr	Milpitas	Santa Clara	Department Stores	Liquors-Retail	Wines-Retail	2,500 - 9,999

Marshalls	1360 Great Mall Dr	Milpitas	Santa Clara	Department Stores	Liquors-Retail		0 - 2,499
Orchid Boutique	516 Great Mall Dr	Milpitas	Santa Clara	Department Stores	Liquors-Retail		0 - 2,499
Perry Ellis	447 Great Mall Dr	Milpitas	Santa Clara	Department Stores	Liquors-Retail		0 - 2,499
Ross Dress For Less	239 Ranch Dr	Milpitas	Santa Clara	Department Stores	Liquors-Retail		0 - 2,499
Walmart	301 Ranch Dr	Milpitas	Santa Clara	Department Stores	Liquors-Retail		0 - 2,499
Jeri's Junk	1782 Girard Dr	Milpitas	Santa Clara	Doll Houses & Accessories	Liquors-Retail		0 - 2,499
				Electronic Equipment & Supplies-Retail			
Best Buy	63 Ranch Dr	Milpitas	Santa Clara	Electronic Equipment & Supplies-Retail	Liquors-Retail		0 - 2,499
				Electronic Equipment & Supplies-Retail	Luggage-Retail		10,000 - 39,999
Classic Electronics Inc	1616 Quail Dr	Milpitas	Santa Clara	Electronic Equipment & Supplies-Retail	Luggage-Retail		10,000 - 39,999
Future Electronics Corp	690 N Mccarthy Blvd # 220	Milpitas	Santa Clara	Electronic Equipment & Supplies-Retail	Luggage-Retail		10,000 - 39,999
Global Electronics Tech LLC	109 Park Hill Dr	Milpitas	Santa Clara	Electronic Equipment & Supplies-Retail	Maternity Apparel		2,500 - 9,999
				Electronic Equipment & Supplies-Retail	Men's Clothing & Furnishings-Retail	Women's Apparel-Retail	2,500 - 9,999
Radioshack	412 Great Mall Dr	Milpitas	Santa Clara	Electronic Equipment & Supplies-Retail	Men's Clothing & Furnishings-Retail		2,500 - 9,999
Raxi System Inc	406 Sandhurst Dr	Milpitas	Santa Clara	Electronic Equipment & Supplies-Retail	Men's Clothing & Furnishings-Retail		2,500 - 9,999
				Electronic Equipment & Supplies-Retail	Men's Clothing & Furnishings-Retail	Clothing-Retail	2,500 - 9,999
San Jose Technology Corp	1689 Butano Dr	Milpitas	Santa Clara	Electronic Equipment & Supplies-Retail	Men's Clothing & Furnishings-Retail		2,500 - 9,999
SMK Electronics	1525 Mccarthy Blvd # 210	Milpitas	Santa Clara	Electronic Equipment & Supplies-Retail	Men's Clothing & Furnishings-Retail		2,500 - 9,999
System General Corp	1673 S Main St	Milpitas	Santa Clara	Electronic Equipment & Supplies-Retail	Men's Clothing & Furnishings-Retail		2,500 - 9,999
2b Bebe	238 Great Mall Dr	Milpitas	Santa Clara	Factory Outlets	Men's Clothing & Furnishings-Retail		2,500 - 9,999
Banana Republic Factory Store	492 Great Mall Dr	Milpitas	Santa Clara	Factory Outlets	Men's Clothing & Furnishings-Retail	Factory Outlets	2,500 - 9,999
Coach Factory Store	234 Great Mall Dr	Milpitas	Santa Clara	Factory Outlets	Miscellaneous Retail Stores Nec		0 - 2,499
				Factory Outlets	Native American Goods		0 - 2,499
Coach Men's Factory Store	235 Great Mall Dr	Milpitas	Santa Clara	Factory Outlets	Native American Goods		0 - 2,499
Corningware Corelle & More	188 Great Mall Dr	Milpitas	Santa Clara	Factory Outlets	Novelties-Retail		0 - 2,499
Gymboree Outlet	447 Great Mall Dr	Milpitas	Santa Clara	Factory Outlets	Nurserymen		0 - 2,499
L'Eggs Hanes Bali Playtex Otl	472 Great Mall Dr	Milpitas	Santa Clara	Factory Outlets	Computer Parts & Supplies	Printers (Mfrs)	2,500 - 9,999
				Factory Outlets	Optical Goods-Retail		2,500 - 9,999
Neiman Marcus Last Call	1230 Great Mall Dr	Milpitas	Santa Clara	Factory Outlets	Party Supplies	Clowns	0 - 2,499
Nine West Outlet	232 Great Mall Dr	Milpitas	Santa Clara	Factory Outlets	Party Supplies		0 - 2,499
Pac Sun Outlet	122 Great Mall Dr	Milpitas	Santa Clara	Factory Outlets	Party Supplies		0 - 2,499
				Factory Outlets	Balloons-Novelty & Toy		0 - 2,499
Saks Fifth Avenue OFF 5th	1330 Great Mall Dr	Milpitas	Santa Clara	Factory Outlets	Party Supplies	Party Supplies-Renting	40,000+
Sears Outlet Store	870 Great Mall Dr	Milpitas	Santa Clara	Factory Outlets	Party Supplies		40,000+
				Factory Outlets	Perfume-Retail		0 - 2,499
Timberland Factory Store	447 Great Mall Dr # 544	Milpitas	Santa Clara	Factory Outlets	Perfume-Retail		0 - 2,499
				Factory Outlets	Perfume-Retail	Cosmetics & Perfumes-Retail	0 - 2,499
Us Polo Outlet LLC	552 Great Mall Dr	Milpitas	Santa Clara	Factory Outlets	Perfume-Retail	Cosmetics & Perfumes-Retail	0 - 2,499
Wilson's Leather Outlet	464 Great Mall Dr	Milpitas	Santa Clara	Factory Outlets	Tropical Fish-Retail	Pet Training	2,500 - 9,999

New-Anand Bazaar	10 S Abbott Ave	Milpitas	Santa Clara	Food Markets	Pet Supplies & Foods-Retail		2,500 - 9,999
Bay Area Poker Chip	1522 Centre Pointe Dr	Milpitas	Santa Clara	Games & Game Supplies	Variety Stores	Vitamin & Food Supplements	10,000 - 39,999
Gamestop	447 Great Mall Dr	Milpitas	Santa Clara	Games & Game Supplies	Variety Stores	Vitamin & Food Supplements	10,000 - 39,999
San Jose Inner City Games	489 Valley Way	Milpitas	Santa Clara	Games & Game Supplies	Pharmacies		10,000 - 39,999
Jagmeet Singh Virk	364 Oliver St	Milpitas	Santa Clara	General Merchandise-Retail	Variety Stores	Vitamin & Food Supplements	10,000 - 39,999
Nice & Kleen	99 Whittier St	Milpitas	Santa Clara	General Merchandise-Retail	Variety Stores	Vitamin & Food Supplements	10,000 - 39,999
Save Dollar Store	1343 Jacklin Rd	Milpitas	Santa Clara	General Merchandise-Retail	Retail Shops		40,000+
Argee's Gifts & Novelties	1798 Milmont Dr	Milpitas	Santa Clara	Gift Shops	School Supplies-Retail		2,500 - 9,999
Ariana Gift Collection Corp	228 Great Mall Dr	Milpitas	Santa Clara	Gift Shops	Service Stations-Gasoline & Oil	Automobile Repairing & Service	0 - 2,499
Crab World	447 Great Mall Dr	Milpitas	Santa Clara	Gift Shops	Service Stations-Gasoline & Oil		0 - 2,499
De Gallerie	480 Barber Ln	Milpitas	Santa Clara	Gift Shops	Service Stations-Gasoline & Oil	Automated Teller Machines	0 - 2,499
Fabulous Gifts	447 Great Mall Dr	Milpitas	Santa Clara	Gift Shops	Service Stations-Gasoline & Oil		0 - 2,499
Gift Shop	777 Bellew Dr	Milpitas	Santa Clara	Gift Shops	Convenience Stores		0 - 2,499
Gifts N Gadgets	420 Great Mall Dr	Milpitas	Santa Clara	Gift Shops	Service Stations-Gasoline & Oil	Automobile Smog Control Inspections	0 - 2,499
Matryona	736 Great Mall Dr	Milpitas	Santa Clara	Gift Shops	Service Stations-Gasoline & Oil		0 - 2,499
Mediterranean Blue	447 Great Mall Dr # M1150	Milpitas	Santa Clara	Gift Shops	Service Stations-Gasoline & Oil		0 - 2,499
Sanrio	493 Great Mall Dr	Milpitas	Santa Clara	Gift Shops	Service Stations-Gasoline & Oil		0 - 2,499
Spencer Gifts	158 Great Mall Dr	Milpitas	Santa Clara	Gift Shops	Service Stations-Gasoline & Oil		0 - 2,499
TV Products	710 Great Mall Dr	Milpitas	Santa Clara	Gift Shops	Service Stations-Gasoline & Oil	Alternative Fuels	0 - 2,499
Zoom	434 Great Mall Dr	Milpitas	Santa Clara	Gift Shops	Service Stations-Gasoline & Oil	Petroleum Products (Whls)	0 - 2,499
Justice Just For Girls	568 Great Mall Dr	Milpitas	Santa Clara	Girls Apparel	Shoes-Retail		2,500 - 9,999
Golden Pro Golf	236 Barber Ct	Milpitas	Santa Clara	Golf Equipment & Supplies-Retail	Shoes-Retail		2,500 - 9,999
99 Ranch Market	316 Barber Ct	Milpitas	Santa Clara	Grocers-Retail	Shoes-Retail		2,500 - 9,999
A C Foods	1117 Montague Expy	Milpitas	Santa Clara	Grocers-Retail	Shoes-Retail	Sportswear-Retail	2,500 - 9,999
Bonfare Market	1233 Jacklin Rd	Milpitas	Santa Clara	Grocers-Retail	Shoes-Retail	Sportswear-Retail	2,500 - 9,999
Fiesta Market Corp	110 Dempsey Rd	Milpitas	Santa Clara	Grocers-Retail	Shoes-Retail		2,500 - 9,999
Kapoor Enterprises Inc	461 S Milpitas Blvd # 1	Milpitas	Santa Clara	Grocers-Retail	Shoes-Retail		2,500 - 9,999
Lucky Seven Super Market	777 E Capitol Ave	Milpitas	Santa Clara	Grocers-Retail	Shoes-Retail		2,500 - 9,999
Manila Oriental Foods	179 W Calaveras Blvd	Milpitas	Santa Clara	Grocers-Retail	Shoes-Retail		2,500 - 9,999
Milpitas Halal Market	74 Dempsey Rd	Milpitas	Santa Clara	Grocers-Retail	Shoes-Retail		2,500 - 9,999
Mollys Foods Catering Svc	1156 N Park Victoria Dr	Milpitas	Santa Clara	Grocers-Retail	Shoes-Retail		2,500 - 9,999
New India Bazar	440 S Main St	Milpitas	Santa Clara	Grocers-Retail	Department Stores	Women's Apparel-Retail	2,500 - 9,999
Nob Hill Foods	401 Jacklin Rd	Milpitas	Santa Clara	Grocers-Retail	Shoes-Retail		2,500 - 9,999
Ocean Supermarket	2 S Park Victoria Dr	Milpitas	Santa Clara	Grocers-Retail	Shoes-Retail	Shoe Store Supplies	2,500 - 9,999



Safeway	555 E Calaveras Blvd	Milpitas	Santa Clara	Grocers-Retail	Shoes-Retail		2,500 - 9,999
Save Mart	215 W Calaveras Blvd	Milpitas	Santa Clara	Grocers-Retail	Shoes-Retail		2,500 - 9,999
Sugandh India Imports	118 S Abel St	Milpitas	Santa Clara	Grocers-Retail	Shoes-Retail		2,500 - 9,999
Tayyibaat	10 S Abbott Ave	Milpitas	Santa Clara	Grocers-Retail	Shoes-Retail		2,500 - 9,999
Unocal Fast Break	1640 N Milpitas Blvd	Milpitas	Santa Clara	Grocers-Retail	Shoes-Retail		2,500 - 9,999
V K Food	141 Dixon Rd	Milpitas	Santa Clara	Grocers-Retail	Shoes-Retail		2,500 - 9,999
Valkyrie Arms	1751 Houret Ct	Milpitas	Santa Clara	Guns & Gunsmiths	Sporting Goods-Retail		2,500 - 9,999
Jose Eber	447 Great Mall Dr	Milpitas	Santa Clara	Hair Ornaments	Shoes-Retail		2,500 - 9,999
Mailey's Handbags	PO Box 362068	Milpitas	Santa Clara	Handbags	Sporting Goods-Retail		2,500 - 9,999
Hunter Douglas Fabrication	1870 Milmont Dr	Milpitas	Santa Clara	Hardware-Retail	Sporting Goods-Retail		2,500 - 9,999
Orchard Supply Hardware	125 N Milpitas Blvd	Milpitas	Santa Clara	Hardware-Retail	Men's Clothing & Furnishings-Retail	Sporting Goods-Retail	2,500 - 9,999
Lids	438 Great Mall Dr	Milpitas	Santa Clara	Hats-Retail	Sunglasses & Sun Goggles		2,500 - 9,999
Paleo Tonic Gourmet	272 Barber Ct	Milpitas	Santa Clara	Health & Diet Foods-Retail	Sunglasses & Sun Goggles		2,500 - 9,999
PCT Ginseng & Herbs	320 Barber Ct	Milpitas	Santa Clara	Health & Diet Foods-Retail	Sunglasses & Sun Goggles		2,500 - 9,999
Symmetry Corp	420 S Hillview Dr	Milpitas	Santa Clara	Health & Diet Foods-Retail	Tools-New & Used		2,500 - 9,999
Chung Chou City Inc	648 Barber Ln	Milpitas	Santa Clara	Herbs	Toys-Retail		2,500 - 9,999
Classique Herbs Intl	16 Corning Ave # 168	Milpitas	Santa Clara	Herbs	Trading Posts		0 - 2,499
Jan Wah Herbs	1740 N Milpitas Blvd	Milpitas	Santa Clara	Herbs	T-Shirts-Retail		2,500 - 9,999
Home Depot	1177 Great Mall Dr	Milpitas	Santa Clara	Home Centers	Used Merchandise Stores		2,500 - 9,999
Jez Lingerie	312 Silvertip Ct	Milpitas	Santa Clara	Lingerie	Department Stores	Retail Shops	2,500 - 9,999
Maidenform Outlet Store	508 Great Mall Dr	Milpitas	Santa Clara	Lingerie	Department Stores	Retail Shops	2,500 - 9,999
BEVMO!	1210 Great Mall Dr	Milpitas	Santa Clara	Liquors-Retail	Retail Shops		2,500 - 9,999
Bob's Discount Liquor	206 N Abel St	Milpitas	Santa Clara	Liquors-Retail	Department Stores	Retail Shops	0 - 2,499
Cheer-Litre Liquors	104 Dempsey Rd	Milpitas	Santa Clara	Liquors-Retail	Health & Diet Foods-Retail	Cosmetics & Perfumes-Retail	2,500 - 9,999
Dixon Mart & Liquor	81 Dixon Landing Rd	Milpitas	Santa Clara	Liquors-Retail	Health & Diet Foods-Retail	Cosmetics & Perfumes-Retail	2,500 - 9,999
LA Noria Liquor	108 Dixon Rd	Milpitas	Santa Clara	Liquors-Retail	Health & Diet Foods-Retail		2,500 - 9,999
Lucky Liquors	63 S Abbott Ave	Milpitas	Santa Clara	Liquors-Retail	Vitamin & Food Supplements		2,500 - 9,999
Milpitas Liquors	190 S Main St	Milpitas	Santa Clara	Liquors-Retail	Women's Apparel-Retail		2,500 - 9,999
Victoria Liquors & Food	22 S Park Victoria Dr	Milpitas	Santa Clara	Liquors-Retail	Women's Apparel-Retail		2,500 - 9,999
Noble Luggage	428 Great Mall Dr	Milpitas	Santa Clara	Luggage-Retail	Women's Apparel-Retail		2,500 - 9,999
Samsonite	186 Great Mall Dr	Milpitas	Santa Clara	Luggage-Retail	Women's Apparel-Retail		2,500 - 9,999
Motherhood Maternity	266 Great Mall Dr	Milpitas	Santa Clara	Maternity Apparel	Women's Apparel-Retail		2,500 - 9,999
Ecko Unlimited Co	447 Great Mall Dr	Milpitas	Santa Clara	Men's Clothing & Furnishings- Retail	Women's Apparel-Retail		2,500 - 9,999
L Uomo	722 Great Mall Dr	Milpitas	Santa Clara	Men's Clothing & Furnishings- Retail	Women's Apparel-Retail		2,500 - 9,999
Men's Wearhouse	198 Ranch Dr	Milpitas	Santa Clara	Men's Clothing & Furnishings- Retail	Women's Apparel-Retail		2,500 - 9,999
Nautica	432 Great Mall Dr	Milpitas	Santa Clara	Men's Clothing & Furnishings- Retail	Women's Apparel-Retail		2,500 - 9,999
Original Penguin	447 Great Mall Dr	Milpitas	Santa Clara	Men's Clothing & Furnishings- Retail	Women's Apparel-Retail		2,500 - 9,999

Tommy Hilfiger Retail	554 Great Mall Dr	Milpitas	Santa Clara	Men's Clothing & Furnishings-Retail	Women's Apparel-Retail		2,500 - 9,999
Van Heusen	530 Great Mall Dr	Milpitas	Santa Clara	Men's Clothing & Furnishings-Retail	Women's Apparel-Retail	Women's Apparel-Wholesale	2,500 - 9,999
California Perfumes Deep Emporium Indian Grocery	1070 N Abbott Ave	Milpitas	Santa Clara	Miscellaneous Retail Stores Nec	Women's Apparel-Retail		0 - 2,499
Dollar World	98 Dempsey Rd	Milpitas	Santa Clara	Native American Goods	Women's Apparel-Retail		2,500 - 9,999
Amy Yoshida	62 Dixon Rd	Milpitas	Santa Clara	Novelties-Retail	Women's Apparel-Retail		2,500 - 9,999
Staples	1138 Moon Ct	Milpitas	Santa Clara	Nurserymen	Army & Navy Goods		2,500 - 9,999
Indoor-Outdoor Hydroponics	627 E Calaveras Blvd	Milpitas	Santa Clara	Office Supplies	Convenience Stores	Grocers-Retail	0 - 2,499
	261 Houret Dr	Milpitas	Santa Clara	Optical Goods-Retail	Beads-Retail		2,500 - 9,999
Bay Area Entertainment Network	1390 El Camino Higuera	Milpitas	Santa Clara	Party Supplies	Grocers-Retail		0 - 2,499
Camelot Party Rentals	454 S Abbott Ave	Milpitas	Santa Clara	Party Supplies	Records Tapes Cd's Used & Vintage		0 - 2,499
Party City	311 W Calaveras Blvd	Milpitas	Santa Clara	Party Supplies	Wines-Retail		0 - 2,499
Stuart Rental	454 S Abbott Ave	Milpitas	Santa Clara	Party Supplies	Antiques-Dealers		0 - 2,499
Fine Perfumes Unlimited Inc	562 Great Mall Dr	Milpitas	Santa Clara	Perfume-Retail	Beads-Retail		2,500 - 9,999
Signature Perfumes	447 Great Mall Dr	Milpitas	Santa Clara	Perfume-Retail	Beads-Retail		2,500 - 9,999
PETSMART	175 Ranch Dr	Milpitas	Santa Clara	Pet Supplies & Foods-Retail	Beads-Retail		2,500 - 9,999
Sun Laser	196 Great Mall Dr	Milpitas	Santa Clara	Pet Supplies & Foods-Retail	Exercise Equipment-Retail		2,500 - 9,999
CVS Pharmacy	45 N Milpitas Blvd	Milpitas	Santa Clara	Pharmacies	Sporting Goods-Retail	Bicycles-Wholesale	2,500 - 9,999
Rite Aid	1350 S Park Victoria Dr # 33	Milpitas	Santa Clara	Pharmacies	Book Dealers-Retail		2,500 - 9,999
Tri City Pharmacy	1132 Cadillac Ct	Milpitas	Santa Clara	Pharmacies	Book Dealers-Retail		2,500 - 9,999
Walgreens	1833 N Milpitas Blvd	Milpitas	Santa Clara	Pharmacies	Book Dealers-Retail		2,500 - 9,999
Walgreens	342 W Calaveras Blvd	Milpitas	Santa Clara	Pharmacies	Book Dealers-Retail		2,500 - 9,999
Garlic Shoppe	728 Great Mall Dr	Milpitas	Santa Clara	Retail Shops	Boutique Items-Retail		2,500 - 9,999
A To Z Home Cool	1949 Grand Teton Dr	Milpitas	Santa Clara	School Supplies-Retail	Candy & Confectionery-Retail		2,500 - 9,999
Arco	43 S Abbott Ave	Milpitas	Santa Clara	Service Stations-Gasoline & Oil	Candy & Confectionery-Retail		0 - 2,499
B & K Union 76	27 S Park Victoria Dr	Milpitas	Santa Clara	Service Stations-Gasoline & Oil	Childrens & Infants Wear-Retail		10,000 - 39,999
California Auto Tech 2	97 S Abbott Ave	Milpitas	Santa Clara	Service Stations-Gasoline & Oil	Cigar Cigarette & Tobacco Dealers-Retail		0 - 2,499
Chevron	1249 Great Mall Dr	Milpitas	Santa Clara	Service Stations-Gasoline & Oil	Clothing-Retail		2,500 - 9,999
Chevron	1490 S Park Victoria Dr	Milpitas	Santa Clara	Service Stations-Gasoline & Oil	Clothing-Retail		2,500 - 9,999
Happy Smog Check	12 N Park Victoria Dr	Milpitas	Santa Clara	Service Stations-Gasoline & Oil	Clothing-Retail		2,500 - 9,999
Leshell LLC	950 E Calaveras Blvd	Milpitas	Santa Clara	Service Stations-Gasoline & Oil	Clothing-Retail		2,500 - 9,999

Milpitas 76	190 W Calaveras Blvd	Milpitas	Santa Clara	Service Stations-Gasoline & Oil	Clothing-Retail		2,500 - 9,999
Milpitas Shell & Car Wash	990 Jacklin Rd	Milpitas	Santa Clara	Service Stations-Gasoline & Oil	Clothing-Retail		2,500 - 9,999
Park Victoria Shell	12 N Park Victoria Dr	Milpitas	Santa Clara	Service Stations-Gasoline & Oil	Clothing-Retail		2,500 - 9,999
Starlite Shell	1780 S Main St	Milpitas	Santa Clara	Service Stations-Gasoline & Oil	Clothing-Used		0 - 2,499
USA Gasoline	1885 N Milpitas Blvd	Milpitas	Santa Clara	Service Stations-Gasoline & Oil	Collectibles		0 - 2,499
Beck's Shoes	493 E Calaveras Blvd	Milpitas	Santa Clara	Shoes-Retail	Comic Books		2,500 - 9,999
Clarks	550 Great Mall Dr	Milpitas	Santa Clara	Shoes-Retail	Consignment Shops	Furniture-Used	2,500 - 9,999
Crocs Inc	447 Great Mall Dr	Milpitas	Santa Clara	Shoes-Retail	Convenience Stores	Grocers-Retail	0 - 2,499
Famous Footwear	571 Great Mall Dr	Milpitas	Santa Clara	Shoes-Retail	Convenience Stores	Grocers-Retail	0 - 2,499
Finish Line	402 Great Mall Dr	Milpitas	Santa Clara	Shoes-Retail	Convenience Stores	Grocers-Retail	0 - 2,499
Foot Locker	100 Great Mall Dr	Milpitas	Santa Clara	Shoes-Retail	Convenience Stores	Grocers-Retail	0 - 2,499
Journeys	127 Great Mall Dr	Milpitas	Santa Clara	Shoes-Retail	Convenience Stores	Grocers-Retail	0 - 2,499
Kenneth Cole	447 Great Mall Dr	Milpitas	Santa Clara	Shoes-Retail	Convenience Stores	Grocers-Retail	0 - 2,499
Kids Foot Locker	447 Great Mall Dr	Milpitas	Santa Clara	Shoes-Retail	Convenience Stores	Grocers-Retail	0 - 2,499
Naturalizer Shoes	447 Great Mall Dr	Milpitas	Santa Clara	Shoes-Retail	Convenience Stores	Grocers-Retail	0 - 2,499
Nicole Shoes	203 Great Mall Dr	Milpitas	Santa Clara	Shoes-Retail	Cosmetics & Perfumes-Retail	Beauty Salons-Equipment & Supls (Whls)	0 - 2,499
Nike	447 Great Mall Dr	Milpitas	Santa Clara	Shoes-Retail	Cosmetics & Perfumes-Retail		0 - 2,499
Nu Pair Inc	414 Great Mall Dr	Milpitas	Santa Clara	Shoes-Retail	Cosmetics & Perfumes-Retail		2,500 - 9,999
Payless Shoe Source	460 Great Mall Dr	Milpitas	Santa Clara	Shoes-Retail	Hair Goods & Supplies-Retail	Beauty Salons-Equipment & Supplies-Mfrs	2,500 - 9,999
Shiekh Shoes	164 Great Mall Dr	Milpitas	Santa Clara	Shoes-Retail	Hair Goods & Supplies-Retail	Beauty Salons-Equipment & Supplies-Mfrs	2,500 - 9,999
Shoe Palace	447 Great Mall Dr	Milpitas	Santa Clara	Shoes-Retail	Cosmetics & Perfumes-Retail	Cosmetics-Wholesale	0 - 2,499
Shoe Retails	447 Great Mall Dr	Milpitas	Santa Clara	Shoes-Retail	Costumes-Masquerade & Theatrical		2,500 - 9,999
Skechers USA	498 Great Mall Dr	Milpitas	Santa Clara	Shoes-Retail	Craft Supplies		2,500 - 9,999
Stride Rite	447 Great Mall Dr	Milpitas	Santa Clara	Shoes-Retail	Crafts		2,500 - 9,999
Waltz Footwear Inc	121 Great Mall Dr	Milpitas	Santa Clara	Shoes-Retail	Department Stores	Home Accessories & Furnishings	40,000+
Big 5 Sporting Goods	755 E Calaveras Blvd	Milpitas	Santa Clara	Sporting Goods-Retail	Department Stores	Retail Shops	40,000+
Champs Sports	460 Great Mall Dr	Milpitas	Santa Clara	Sporting Goods-Retail	Department Stores	Retail Shops	40,000+
Sporters	400 Great Mall Dr	Milpitas	Santa Clara	Sporting Goods-Retail	Tools-New & Used	Home Accessories & Furnishings	40,000+
Sports Authority	1200 Great Mall Dr	Milpitas	Santa Clara	Sporting Goods-Retail	Department Stores	Home Accessories & Furnishings	40,000+
Zumiez	432 Great Mall Dr	Milpitas	Santa Clara	Sportswear-Retail	Garden Centers	Home Accessories & Furnishings	40,000+
Oakley	428 Great Mall Dr	Milpitas	Santa Clara	Sunglasses & Sun Goggles	Dolls-Retail		2,500 - 9,999
Sun Glass Optique	538 Great Mall Dr	Milpitas	Santa Clara	Sunglasses & Sun Goggles	Electronic Equipment & Supplies-Retail		2,500 - 9,999
Sunglass Hut	176 Great Mall Dr	Milpitas	Santa Clara	Sunglasses & Sun Goggles	Appliances-Household-Major-Dealers	Cellular Telephones (Services)	40,000+

Cram Donald	1815 Arizona Ave	Milpitas	Santa Clara	Tools-New & Used	Electronic Equipment & Supplies-Retail		0 - 2,499
Fuggy Panda	704 Great Mall Dr	Milpitas	Santa Clara	Toys-Retail	Electronic Equipment & Supplies-Retail		2,500 - 9,999
Crown Trading & Supply Co	808 Valencia Dr	Milpitas	Santa Clara	Trading Posts	Electronic Equipment & Supplies-Retail		2,500 - 9,999
Shirtique	430 Great Mall Dr	Milpitas	Santa Clara	T-Shirts-Retail	Electronic Equipment & Supplies-Retail	Data Processing Equipment (Whls)	2,500 - 9,999
Dia H Technology	262 Seaside Dr	Milpitas	Santa Clara	Used Merchandise Stores	Electronic Equipment & Supplies-Retail	Data Processing Equipment (Whls)	2,500 - 9,999
Big Lots	200 Serra Way # 1	Milpitas	Santa Clara	Variety Stores	Electronic Equipment & Supplies-Retail	Cellular Telephones (Services)	0 - 2,499
Dollar Tree	1350 S Park Victoria Dr # 19	Milpitas	Santa Clara	Variety Stores	Electronic Equipment & Supplies-Retail		2,500 - 9,999
Dollar Tree	251 Ranch Dr	Milpitas	Santa Clara	Variety Stores	Electronic Equipment & Supplies-Retail		2,500 - 9,999
Family Dollar Store	592 N Abel St	Milpitas	Santa Clara	Variety Stores	Electronic Equipment & Supplies-Retail		2,500 - 9,999
GNC	169 Great Mall Dr	Milpitas	Santa Clara	Vitamin & Food Supplements	Fabric Shops		2,500 - 9,999
GNC	65 N Milpitas Blvd	Milpitas	Santa Clara	Vitamin & Food Supplements	Fashion Designers		2,500 - 9,999
Vitamin World	116 Great Mall Dr	Milpitas	Santa Clara	Vitamin & Food Supplements	Food Markets		0 - 2,499
Viteamerica	16 Corning Ave	Milpitas	Santa Clara	Vitamin & Food Supplements	Food Products-Retail		0 - 2,499
	5/7/2009 192 Great Mall Dr	Milpitas	Santa Clara	Women's Apparel-Retail	Fruits & Vegetables & Produce-Retail		0 - 2,499
Amuse	178 Great Mall Dr	Milpitas	Santa Clara	Women's Apparel-Retail	Games & Game Supplies		2,500 - 9,999
Banana Fashion Land	1535 Landess Ave	Milpitas	Santa Clara	Women's Apparel-Retail	Games & Game Supplies		2,500 - 9,999
BCBG Max Azria	250 Great Mall Dr	Milpitas	Santa Clara	Women's Apparel-Retail	Video Games		2,500 - 9,999
BCBG Max Azria	447 Great Mall Dr	Milpitas	Santa Clara	Women's Apparel-Retail	General Merchandise-Retail		0 - 2,499
Boutique Italy	512 Great Mall Dr	Milpitas	Santa Clara	Women's Apparel-Retail	Gift Shops		0 - 2,499
Creative Touch	1635 S Main St	Milpitas	Santa Clara	Women's Apparel-Retail	Gift Shops		0 - 2,499
Five Seven Nine Shops	192 Great Mall Dr	Milpitas	Santa Clara	Women's Apparel-Retail	Gift Shops		2,500 - 9,999
Group USA Inc	290 Great Mall Dr	Milpitas	Santa Clara	Women's Apparel-Retail	Golf Equipment & Supplies-Retail	Golf Equipment-Repairing & Refinishing	2,500 - 9,999
INVU Accessories	306 Great Mall Dr	Milpitas	Santa Clara	Women's Apparel-Retail	Gourmet Shops		2,500 - 9,999
Love Culture	447 Great Mall Dr	Milpitas	Santa Clara	Women's Apparel-Retail	Gourmet Shops		2,500 - 9,999
Max Studio	520 Great Mall Dr	Milpitas	Santa Clara	Women's Apparel-Retail	Grocers-Retail		0 - 2,499
Motion 1	712 Great Mall Dr	Milpitas	Santa Clara	Women's Apparel-Retail	Grocers-Retail		0 - 2,499
Sarah's	378 Barber Ln	Milpitas	Santa Clara	Women's Apparel-Retail	Grocers-Retail		0 - 2,499
St John Boutique	534 Great Mall Dr	Milpitas	Santa Clara	Women's Apparel-Retail	Grocers-Retail		0 - 2,499
Chong Hing Jewelers	390 Barber Ln	Milpitas	Santa Clara	Jewelers-Retail	Grocers-Retail		0 - 2,499
Fashion Jewelry	447 Great Mall Dr	Milpitas	Santa Clara	Jewelers-Retail	Grocers-Retail		2,500 - 9,999
Fine Gems	1535 Landess Ave	Milpitas	Santa Clara	Jewelers-Retail	Grocers-Retail		2,500 - 9,999
Gold & Silver Jewelry	447 Great Mall Dr	Milpitas	Santa Clara	Jewelers-Retail	Grocers-Retail		2,500 - 9,999

Hira Jewelers 2	447 Great Mall Dr	Milpitas	Santa Clara	Jewelers-Retail	Grocers-Retail	Meat-Retail	2,500 - 9,999
Jade Galore	316 Barber Ct	Milpitas	Santa Clara	Jewelers-Retail	Grocers-Retail		2,500 - 9,999
Jewelry Palace	477 Great Mall Dr	Milpitas	Santa Clara	Jewelers-Retail	Food Markets	Bakers-Retail	2,500 - 9,999
Kims Jewelry	37 S Park Victoria Dr	Milpitas	Santa Clara	Jewelers-Retail	Grocers-Retail		0 - 2,499
Piercing Pagoda	447 Great Mall Dr # K9	Milpitas	Santa Clara	Jewelers-Retail	Grocers-Retail		2,500 - 9,999
Ultra Diamonds	561 Great Mall Dr	Milpitas	Santa Clara	Jewelers-Retail	Grocers-Retail	Coffee Shops	40,000+
Zales The Diamond Store	471 Great Mall Dr	Milpitas	Santa Clara	Jewelers-Retail	Grocers-Retail	Florists-Retail	40,000+
Montara Army Navy	PO Box 370266	Montara	San Mateo	Army & Navy Goods	Grocers-Retail	Florists-Retail	40,000+
Neighborhood Mart	PO Box 370713	Montara	San Mateo	Convenience Stores	Grocers-Retail		0 - 2,499
Personal FX	PO Box 664	Moss Beach	San Mateo	Beads-Retail	Grocers-Retail		0 - 2,499
Coastside Market	PO Box 3201	Moss Beach	San Mateo	Grocers-Retail	Convenience Stores	Grocers-Wholesale	2,500 - 9,999
Harmony Ridge Music	150 Barranca Ln	Moss Beach	San Mateo	Records Tapes Cd's Used & Vintage	Grocers-Retail		2,500 - 9,999
Wine Ranger Cellars	PO Box 872	Moss Beach	San Mateo	Wines-Retail	Grocers-Retail		0 - 2,499
LA Petite Chase	178 Stierlin Rd	View	Santa Clara	Antiques-Dealers	Guns & Gunsmiths		2,500 - 9,999
Bead Happy	201 San Antonio Cir	View	Santa Clara	Beads-Retail	Sporting Goods-Retail		0 - 2,499
Gemnbead Inc	982 El Monte Ave	View	Santa Clara	Beads-Retail	Hardware-Retail	Paint-Retail	2,500 - 9,999
Global Beads Inc	345 Castro St	View	Santa Clara	Beads-Retail	Hardware-Retail	Childrens & Infants Wear-Retail	2,500 - 9,999
Off Ramp	2320 W El Camino Real	View	Santa Clara	Bicycles-Dealers	Health & Diet Foods-Retail		2,500 - 9,999
Performance Bicycle Shop	2124 W El Camino Real	View	Santa Clara	Bicycles-Dealers	Health & Diet Foods-Retail	Vitamin & Food Supplements	2,500 - 9,999
Alpine Books	211 Castro St	View	Santa Clara	Book Dealers-Retail	Health Care Products		2,500 - 9,999
Books Inc	301 Castro St	View	Santa Clara	Book Dealers-Retail	Herbs		2,500 - 9,999
East West Bookshop	324 Castro St	View	Santa Clara	Book Dealers-Retail	Herbs		2,500 - 9,999
Namaste	1904 Newman Pl	View	Santa Clara	Book Dealers-Retail	Liquors-Retail		0 - 2,499
Hrm	745 W Evelyn Ave	View	Santa Clara	Boutique Items-Retail	Liquors-Retail	Wines-Retail	2,500 - 9,999
California Chocolate Fount	875 San Rafael Ave	View	Santa Clara	Candy & Confectionery-Retail	Liquors-Retail		0 - 2,499
I-Heart-Chocolate Co	987 Solana Ct	View	Santa Clara	Candy & Confectionery-Retail	Liquors-Retail		0 - 2,499
Carter's Childrenswear	550 Showers Dr # 6	View	Santa Clara	Childrens & Infants Wear-Retail	Liquors-Retail		0 - 2,499

Fatty Zone	1398 W El Camino Real # A	Mountain View	Santa Clara	Cigar Cigarette & Tobacco Dealers-Retail	Liquors-Retail		0 - 2,499
Boutique 4	279 Castro St	Mountain View	Santa Clara	Clothing-Retail	Liquors-Retail		0 - 2,499
Fashion	2066 Old Middlefield Way	Mountain View	Santa Clara	Clothing-Retail	Liquors-Retail		0 - 2,499
Gn Sports LLC	574 Fairmont Ave	Mountain View	Santa Clara	Clothing-Retail	Liquors-Retail		0 - 2,499
J Meier Neckwear	2025 California St # 13	Mountain View	Santa Clara	Clothing-Retail	Convenience Stores		0 - 2,499
LIKE.COM	1600 Amphitheatre Pkwy	Mountain View	Santa Clara	Clothing-Retail	Liquors-Retail		0 - 2,499
Penny Levin Designs	750 Sylvan Ave # 45	Mountain View	Santa Clara	Clothing-Retail	Liquors-Retail		0 - 2,499
Wooden Loom	403 Nicholas Dr	Mountain View	Santa Clara	Clothing-Retail	Liquors-Retail		0 - 2,499
Crazy Heart Mountain View	257 Castro St	Mountain View	Santa Clara	Clothing-Used	Luggage-Retail		2,500 - 9,999
Collectibles	1645 Miramonte Ave	Mountain View	Santa Clara	Collectibles	Orthopedic Appliances	Surgical Instruments-Manufacturers	2,500 - 9,999
Lee's Comics	1020 N Rengstorff Ave # F	Mountain View	Santa Clara	Comic Books	Meat-Retail		2,500 - 9,999
Home Consignment Ctr	141 E El Camino Real	Mountain View	Santa Clara	Consignment Shops	Meat-Retail		0 - 2,499
7-Eleven	1380 Pear Ave # A	Mountain View	Santa Clara	Convenience Stores	Miscellaneous Retail Stores Nec		0 - 2,499
7-Eleven	1905 Latham St	Mountain View	Santa Clara	Convenience Stores	Hardware-Retail	Lawn Mowers	2,500 - 9,999
7-Eleven	1951 Old Middlefield Way	Mountain View	Santa Clara	Convenience Stores	Garden Centers	Department Stores	2,500 - 9,999
7-Eleven	2640 California St	Mountain View	Santa Clara	Convenience Stores	Office Supplies		2,500 - 9,999
7-Eleven	276 N Whisman Rd	Mountain View	Santa Clara	Convenience Stores	Office Supplies		2,500 - 9,999
7-Eleven	615 S Rengstorff Ave # D	Mountain View	Santa Clara	Convenience Stores	Electronic Equipment & Supplies-Retail	Printers (Mfrs)	2,500 - 9,999
Stop 2 Save	805 E El Camino Real # E	Mountain View	Santa Clara	Convenience Stores	Optical Goods-Retail		2,500 - 9,999
Stop N Save	2105 Old Middlefield Way # A	Mountain View	Santa Clara	Convenience Stores	Optical Goods-Retail	Federal Government Contractors	2,500 - 9,999
Beauty Unlimited Beauty Supply	1910 W El Camino Real # C1	Mountain View	Santa Clara	Cosmetics & Perfumes-Retail	Optical Goods-Retail		2,500 - 9,999
Cutie Beauty	805 Castro St	Mountain View	Santa Clara	Cosmetics & Perfumes-Retail	Optical Goods-Retail		0 - 2,499
Grateful Head	530 Showers Dr # 5	Mountain View	Santa Clara	Cosmetics & Perfumes-Retail	Party Supplies		2,500 - 9,999

Peninsula Beauty	642 San Antonio Rd	Mountain View	Santa Clara	Cosmetics & Perfumes-Retail	Party Supplies		0 - 2,499
Sally Beauty Supply	530 Showers Dr # 6	Mountain View	Santa Clara	Cosmetics & Perfumes-Retail	Party Supplies		2,500 - 9,999
Vee Cosmetics	380 Castro St	Mountain View	Santa Clara	Cosmetics & Perfumes-Retail	Party Supplies		0 - 2,499
Fun House Theatrical	620 National Ave	Mountain View	Santa Clara	Costumes-Masquerade & Theatrical	Party Supplies		0 - 2,499
Michaels	2415 Charleston Rd	Mountain View	Santa Clara	Craft Supplies	Party Supplies		0 - 2,499
Issay Party Favors	344 Walker Dr	Mountain View	Santa Clara	Crafts	Party Supplies		0 - 2,499
Kohl's Department Store	350 Showers Dr	Mountain View	Santa Clara	Department Stores	Party Supplies	Camping Equipment-Renting	2,500 - 9,999
Marshalls	1040 Grant Rd # 130	Mountain View	Santa Clara	Department Stores	Pet Supplies & Foods-Retail		2,500 - 9,999
Ross Dress For Less	405 San Antonio Rd	Mountain View	Santa Clara	Department Stores	Pet Supplies & Foods-Retail	Pet Training	2,500 - 9,999
Sears	455 San Antonio Rd	Mountain View	Santa Clara	Department Stores	Tropical Fish-Retail	Pet Training	2,500 - 9,999
Target	555 Showers Dr	Mountain View	Santa Clara	Department Stores	Pharmacies		10,000 - 39,999
Walmart	600 Showers Dr	Mountain View	Santa Clara	Department Stores	Variety Stores	Vitamin & Food Supplements	10,000 - 39,999
Realms Of Gold Inc	819 San Carlos Ave	Mountain View	Santa Clara	Dolls-Retail	Variety Stores	Vitamin & Food Supplements	10,000 - 39,999
APCB Electronics Inc	2166 Old Middlefield Way	Mountain View	Santa Clara	Electronic Equipment & Supplies-Retail	Variety Stores	Vitamin & Food Supplements	10,000 - 39,999
Best Buy	2460 Charleston Rd	Mountain View	Santa Clara	Electronic Equipment & Supplies-Retail	Variety Stores	Vitamin & Food Supplements	10,000 - 39,999
Cinnabar Electronics LLC	49 Showers Dr # T410	Mountain View	Santa Clara	Electronic Equipment & Supplies-Retail	Pharmacies		10,000 - 39,999
G W Electronics	465 Fairchild Dr # 103	Mountain View	Santa Clara	Electronic Equipment & Supplies-Retail	Pharmacies		40,000+
Heidi's	682 Villa St	Mountain View	Santa Clara	Electronic Equipment & Supplies-Retail	Variety Stores	Vitamin & Food Supplements	10,000 - 39,999
Radioshack	1350 Grant Rd	Mountain View	Santa Clara	Electronic Equipment & Supplies-Retail	Variety Stores	Vitamin & Food Supplements	10,000 - 39,999
Radioshack	530 Showers Dr # 2	Mountain View	Santa Clara	Electronic Equipment & Supplies-Retail	Variety Stores	Vitamin & Food Supplements	10,000 - 39,999
Radioshack	555 Showers Dr	Mountain View	Santa Clara	Electronic Equipment & Supplies-Retail	Retail Shops		40,000+
Spectra Test Equipment Inc	625 National Ave	Mountain View	Santa Clara	Electronic Equipment & Supplies-Retail	Retail Shops		40,000+
Stanson Technology Corp	120 Bentley Sq	Mountain View	Santa Clara	Electronic Equipment & Supplies-Retail	Service Stations-Gasoline & Oil		0 - 2,499

Telulex	2455 Old Middlefield Way	Mountain View	Santa Clara	Electronic Equipment & Supplies-Retail	Service Stations-Gasoline & Oil	Alternative Fuels	0 - 2,499
Jo-Ann Fabrics & Crafts	435 San Antonio Rd	Mountain View	Santa Clara	Fabric Shops	Service Stations-Gasoline & Oil		0 - 2,499
S P Designs Inc	2483 Old Middlefield Way # 200	Mountain View	Santa Clara	Fashion Designers	Service Stations-Gasoline & Oil		0 - 2,499
99 Ranch Market	1350 Grant Rd	Mountain View	Santa Clara	Food Markets	Service Stations-Gasoline & Oil		0 - 2,499
Chaat Paradise	165 E El Camino Real	Mountain View	Santa Clara	Food Products-Retail	Service Stations-Gasoline & Oil		0 - 2,499
Oakmont Produce Market	311 Moffett Blvd	Mountain View	Santa Clara	Fruits & Vegetables & Produce-Retail	Service Stations-Gasoline & Oil	Brake Service	0 - 2,499
Babelflux LLC	345 Ruth Ave	Mountain View	Santa Clara	Games & Game Supplies	Service Stations-Gasoline & Oil		0 - 2,499
Game View Studios	800 W El Camino Real # 240	Mountain View	Santa Clara	Games & Game Supplies	Service Stations-Gasoline & Oil	Car Washing & Polishing	0 - 2,499
Gamestop	510 Showers Dr # 1	Mountain View	Santa Clara	Games & Game Supplies	Service Stations-Gasoline & Oil	Automated Teller Machines	0 - 2,499
M Path Vise M Path	665 Clyde Ave	Mountain View	Santa Clara	General Merchandise-Retail	Service Stations-Gasoline & Oil	Gas-Liquefied Petro-Bttld/Bulk (Whls)	0 - 2,499
Crystal House	831 Villa St	Mountain View	Santa Clara	Gift Shops	Service Stations-Gasoline & Oil	Diesel Fuel (Whls)	0 - 2,499
Himalayan Gifts & Fashions	1140 Castro St # 11	Mountain View	Santa Clara	Gift Shops	Service Stations-Gasoline & Oil		0 - 2,499
Soraya's Hallmark	1716 Miramonte Ave	Mountain View	Santa Clara	Gift Shops	Service Stations-Gasoline & Oil	Automobile Repairing & Service	0 - 2,499
Fairway Golf Shop	171 E El Camino Real	Mountain View	Santa Clara	Golf Equipment & Supplies-Retail	Service Stations-Gasoline & Oil	Car Washing & Polishing	0 - 2,499
Earthly Delight Gourmet	2455 Old Middlefield Way # G	Mountain View	Santa Clara	Gourmet Shops	Service Stations-Gasoline & Oil		0 - 2,499
Rose International Market	1060 Castro St	Mountain View	Santa Clara	Gourmet Shops	Service Stations-Gasoline & Oil	Alternative Fuels	0 - 2,499
Ansh Market	1510 W El Camino Real	Mountain View	Santa Clara	Grocers-Retail	Service Stations-Gasoline & Oil	Gasoline & Oil Bulk Stations (Whls)	0 - 2,499
Brown N' Gold Market	992 El Monte Ave	Mountain View	Santa Clara	Grocers-Retail	Shoes-Retail		2,500 - 9,999
Fast & Easy Mart	327 Moffett Blvd # A	Mountain View	Santa Clara	Grocers-Retail	Salvage & Surplus Merchandise	Army & Navy Goods	2,500 - 9,999
Fernandez Supermarket	311 Moffett Blvd	Mountain View	Santa Clara	Grocers-Retail	Shoes-Retail		2,500 - 9,999
Fresh & Easy Neighborhood Mkt	580 N Rengstorff Ave # C	Mountain View	Santa Clara	Grocers-Retail	Skiing Equipment-Retail		2,500 - 9,999
Lucky	715 E El Camino Real	Mountain View	Santa Clara	Grocers-Retail	Sporting Goods-Retail		2,500 - 9,999
Mercado Marlen	2512 California St	Mountain View	Santa Clara	Grocers-Retail	Sporting Goods-Used		2,500 - 9,999



Mercado Marlen	889 Leong Dr	Mountain View	Santa Clara	Grocers-Retail	Sporting Goods-Retail	Playground Equipment	2,500 - 9,999
Mi Pueblo	40 S Rengstorff Ave	Mountain View	Santa Clara	Grocers-Retail	Sporting Goods-Retail		2,500 - 9,999
Nijiya Market	143 E El Camino Real	Mountain View	Santa Clara	Grocers-Retail	Sporting Goods-Retail		2,500 - 9,999
Nob Hill Foods	1250 Grant Rd	Mountain View	Santa Clara	Grocers-Retail	Sporting Goods-Retail		2,500 - 9,999
One Stop Grocer	400 Moffett Blvd # D	Mountain View	Santa Clara	Grocers-Retail	Tennis Equipment & Supplies-Retail	Racquets-Restraining & Repairing	2,500 - 9,999
Ramon Luna & Co	1595 California St	Mountain View	Santa Clara	Grocers-Retail	Television & Radio-Dealers		2,500 - 9,999
Safeway	1750 Miramonte Ave	Mountain View	Santa Clara	Grocers-Retail	Antennas	Television & Radio-Service/Repair	0 - 2,499
Safeway	2580 California St	Mountain View	Santa Clara	Grocers-Retail	Television & Radio-Dealers		0 - 2,499
Safeway	570 N Shoreline Blvd	Mountain View	Santa Clara	Grocers-Retail	Tennis Equipment & Supplies-Retail		2,500 - 9,999
Sav-Mor Food Store	689 Calderon Ave	Mountain View	Santa Clara	Grocers-Retail	Toys-Retail		2,500 - 9,999
Shop 'n Save	779 E Evelyn Ave # A	Mountain View	Santa Clara	Grocers-Retail	Toys-Retail		2,500 - 9,999
Smart & Final	141 E El Camino Real	Mountain View	Santa Clara	Grocers-Retail	Toys-Retail		2,500 - 9,999
Trader Joe's	590 Showers Dr	Mountain View	Santa Clara	Grocers-Retail	T-Shirts-Retail		2,500 - 9,999
Vive Sol Restaurant	2020 W El Camino Real	Mountain View	Santa Clara	Grocers-Retail	Vacuum Cleaners-Supplies & Parts	Sewing Machines-Household	2,500 - 9,999
Bay Area Gun Vault	363 W El Camino Real	Mountain View	Santa Clara	Guns & Gunsmiths	Vacuum Cleaners-Household-Dealers		0 - 2,499
Eddy's Shooting Sports Blossom True Value	400 Moffett Blvd	Mountain View	Santa Clara	Guns & Gunsmiths	Variety Stores		0 - 2,499
Hardware OSH Complete Home & Garden	1297 W El Camino Real	Mountain View	Santa Clara	Hardware-Retail	Health & Diet Foods-Retail	Cosmetics & Perfumes-Retail	2,500 - 9,999
	2555 Charleston Rd	Mountain View	Santa Clara	Hardware-Retail	Wines-Retail		0 - 2,499
Bumble Bee Health Foods	601 Escuela Ave	Mountain View	Santa Clara	Health & Diet Foods-Retail	Wines-Retail		0 - 2,499
E & W Natural Way	762 W Dana St	Mountain View	Santa Clara	Health & Diet Foods-Retail	Wines-Retail		0 - 2,499
Your Healthier Choice	1862 Anthony Ct	Mountain View	Santa Clara	Health Care Products	Wines-Retail		0 - 2,499
Dana Oriental Market & Trade	800 California St # 120	Mountain View	Santa Clara	Herbs	Women's Apparel-Retail		0 - 2,499
Ethical Natural	441 Clyde Ave	Mountain View	Santa Clara	Herbs	Women's Apparel-Retail		0 - 2,499

Bailey Plaza Liquors	570 N Shoreline Blvd # K	Mountain View	Santa Clara	Liquors-Retail	Women's Apparel-Retail		2,500 - 9,999
BEVMO!	423 San Antonio Rd	Mountain View	Santa Clara	Liquors-Retail	Women's Apparel-Retail		2,500 - 9,999
Central Liquors	106 N Rengstorff Ave	Mountain View	Santa Clara	Liquors-Retail	Women's Apparel-Retail		2,500 - 9,999
Cigarette Xpress	1313 W El Camino Real	Mountain View	Santa Clara	Liquors-Retail	Wood Products		2,500 - 9,999
Clyde's Liquors & Wine	239 W El Camino Real	Mountain View	Santa Clara	Liquors-Retail	Wood Products		2,500 - 9,999
Europa Express	2554 W Middlefield Rd	Mountain View	Santa Clara	Liquors-Retail	Yarn-Retail		2,500 - 9,999
Giant's Liquor & Svc	235 E Middlefield Rd # 1	Mountain View	Santa Clara	Liquors-Retail	Antiques-Dealers		0 - 2,499
Liquor & Foodmart	2339 California St	Mountain View	Santa Clara	Liquors-Retail	Antiques-Dealers	Furniture-Used	0 - 2,499
Liquor & Tobacco	1040 N Rengstorff Ave # A2	Mountain View	Santa Clara	Liquors-Retail	Art Galleries & Dealers		2,500 - 9,999
Shart Shop Market	327 Moffett Blvd # A	Mountain View	Santa Clara	Liquors-Retail	Bicycles-Dealers		0 - 2,499
Sousas Wine & Liquor	400 Moffett Blvd # A	Mountain View	Santa Clara	Liquors-Retail	Book Dealers-Retail		0 - 2,499
V N Grocery & Liquor	161 W Evelyn Ave	Mountain View	Santa Clara	Liquors-Retail	Candy & Confectionery-Retail		2,500 - 9,999
Wine Press Liquors	2100 W El Camino Real	Mountain View	Santa Clara	Liquors-Retail	Cigar Cigarette & Tobacco Dealers-Retail		0 - 2,499
Choice Luggage	1742 W El Camino Real	Mountain View	Santa Clara	Luggage-Retail	Cigar Cigarette & Tobacco Dealers-Retail		0 - 2,499
A Advanced Health Products	2257 Old Middlefield Way	Mountain View	Santa Clara	Massage Equipment & Supplies (Whls)	Cigar Cigarette & Tobacco Dealers-Retail		0 - 2,499
Dittmers Gourmet Meats	400 San Antonio Rd # 4	Mountain View	Santa Clara	Meat-Retail	Clothing-Retail		2,500 - 9,999
Sunpac Foods	620 Willowgate St # 3	Mountain View	Santa Clara	Meat-Retail	Clothing-Retail		2,500 - 9,999
Kemper's Creations	520 Walker Dr # 32	Mountain View	Santa Clara	Miscellaneous Retail Stores Nec	Clothing-Used		0 - 2,499
Orchard Supply Hardware	2555 Charleston Rd	Mountain View	Santa Clara	Nurserymen	Collectibles		2,500 - 9,999
Summer Winds Nursery	805 Yuba Dr	Mountain View	Santa Clara	Nurserymen	Comic Books		0 - 2,499
Associated Industries For	Building 255	Mountain View	Santa Clara	Office Supplies	Convenience Stores	Grocers-Retail	0 - 2,499
Office Depot	910 El Monte Ave	Mountain View	Santa Clara	Office Supplies	Convenience Stores	Grocers-Retail	2,500 - 9,999
Office Max	1030 N Rengstorff Ave	Mountain View	Santa Clara	Office Supplies	Convenience Stores	Grocers-Retail	0 - 2,499

Mikirtycheva Yekaterina Ter	835 Sladky Ave	Mountain View	Santa Clara	Optical Goods-Retail	Department Stores	Retail Shops	40,000+
MLD Technologies	2672 Bayshore Pkwy # 701	Mountain View	Santa Clara	Optical Goods-Retail	Electronic Equipment & Supplies-Retail	Data Processing Equipment (Whls)	2,500 - 9,999
Optical Fusion Inc	2672 Bayshore Pkwy # 1020	Mountain View	Santa Clara	Optical Goods-Retail	Farm Markets		0 - 2,499
Sears Optical	455 San Antonio Rd	Mountain View	Santa Clara	Optical Goods-Retail	Fashion Designers		2,500 - 9,999
Diddams Amazing Party Stores	1952 W El Camino Real	Mountain View	Santa Clara	Party Supplies	Fishing Bait		0 - 2,499
Diddams Party & Toy	2705 Fairbrook Dr	Mountain View	Santa Clara	Party Supplies	Fishing Tackle-Dealers		0 - 2,499
Diddams Party's Headquarter	1952 W El Camino Real	Mountain View	Santa Clara	Party Supplies	Fruits & Vegetables & Produce-Retail		2,500 - 9,999
Jolly Decorations	2066 Old Middlefield Way	Mountain View	Santa Clara	Party Supplies	Video Games		2,500 - 9,999
LA Bonita Fiesta	649 Escuela Ave	Mountain View	Santa Clara	Party Supplies	Gift Shops		0 - 2,499
Party City	645 San Antonio Rd	Mountain View	Santa Clara	Party Supplies	Gift Shops		0 - 2,499
Peninsula Party	740 Sierra Vista Ave # H	Mountain View	Santa Clara	Party Supplies	Greeting Cards-Retail		2,500 - 9,999
Stuart Rental Co	2485 Old Middlefield Way	Mountain View	Santa Clara	Party Supplies	Gift Shops		2,500 - 9,999
Pet Club	1010 N Rengstorff Ave	Mountain View	Santa Clara	Pet Supplies & Foods-Retail	Grocers-Retail		0 - 2,499
PETCO	1919 W El Camino Real	Mountain View	Santa Clara	Pet Supplies & Foods-Retail	Grocers-Retail		0 - 2,499
PETSMART	2440 Charleston Rd	Mountain View	Santa Clara	Pet Supplies & Foods-Retail	Grocers-Retail	Bakers-Retail	2,500 - 9,999
Camino Pharmacy	701 E El Camino Real	Mountain View	Santa Clara	Pharmacies	Grocers-Retail		0 - 2,499
CVS Pharmacy	1041 El Monte Ave	Mountain View	Santa Clara	Pharmacies	Convenience Stores		0 - 2,499
CVS Pharmacy	1798 Miramonte Ave	Mountain View	Santa Clara	Pharmacies	Grocers-Retail	Bakers-Retail	2,500 - 9,999
CVS Pharmacy	2630 W El Camino Real	Mountain View	Santa Clara	Pharmacies	Grocers-Retail	Bakers-Retail	40,000+
CVS Pharmacy	850 California St	Mountain View	Santa Clara	Pharmacies	Grocers-Retail		0 - 2,499
Lucky Pharmacy	715 E El Camino Real	Mountain View	Santa Clara	Pharmacies	Grocers-Retail		0 - 2,499
Phar Merica	145 E Dana St	Mountain View	Santa Clara	Pharmacies	Guns & Gunsmiths		0 - 2,499
Rite Aid	1040 Grant Rd # 165	Mountain View	Santa Clara	Pharmacies	Hardware-Retail		2,500 - 9,999

Walgreens	112 N Rengstorff Ave	Mountain View	Santa Clara	Pharmacies	Hardware-Retail		2,500 - 9,999
Walgreens	121 E El Camino Real	Mountain View	Santa Clara	Pharmacies	Hardware-Retail		2,500 - 9,999
Daiso California	550 Showers Dr	Mountain View	Santa Clara	Retail Shops	Hardware-Retail		2,500 - 9,999
India Fresh	865 E El Camino Real	Mountain View	Santa Clara	Retail Shops	Liquors-Retail		0 - 2,499
1288 Shell	1288 W El Camino Real	Mountain View	Santa Clara	Service Stations-Gasoline & Oil	Liquors-Retail		0 - 2,499
Americana Shell	110 N Rengstorff Ave	Mountain View	Santa Clara	Service Stations-Gasoline & Oil	Liquors-Retail		0 - 2,499
Americana Shell	790 E El Camino Real	Mountain View	Santa Clara	Service Stations-Gasoline & Oil	Grocers-Retail Mexican & Latin American Food		0 - 2,499
Blossom Valley Shell	1708 Miramonte Ave	Mountain View	Santa Clara	Service Stations-Gasoline & Oil	Products		2,500 - 9,999
El Monte 76 Svc Grant & El Camino	1010 El Monte Ave	Mountain View	Santa Clara	Service Stations-Gasoline & Oil	Miscellaneous Retail Stores Nec		2,500 - 9,999
Chevron	45 W El Camino Real	Mountain View	Santa Clara	Service Stations-Gasoline & Oil	Party Supplies		0 - 2,499
Grant Road Shell	1220 Grant Rd	Mountain View	Santa Clara	Service Stations-Gasoline & Oil	Pet Shops		2,500 - 9,999
H & M Svc Station	789 E Evelyn Ave	Mountain View	Santa Clara	Service Stations-Gasoline & Oil	Pet Supplies & Foods-Retail		2,500 - 9,999
Moffett Valero	495 Moffett Blvd	Mountain View	Santa Clara	Service Stations-Gasoline & Oil	Pet Supplies & Foods-Retail		2,500 - 9,999
Mountain View 76	101 E El Camino Real	Mountain View	Santa Clara	Service Stations-Gasoline & Oil	Pet Supplies & Foods-Retail		0 - 2,499
Mountain View Valero	584 N Rengstorff Ave	Mountain View	Santa Clara	Service Stations-Gasoline & Oil	Pharmacies		10,000 - 39,999
Rotten Robbie	310 N Whisman Rd	Mountain View	Santa Clara	Service Stations-Gasoline & Oil	Pharmacies		10,000 - 39,999
San Antonio Gas & Svc	334 San Antonio Rd	Mountain View	Santa Clara	Service Stations-Gasoline & Oil	Variety Stores	Vitamin & Food Supplements	10,000 - 39,999
Shoreline Arco	790 N Shoreline Blvd	Mountain View	Santa Clara	Service Stations-Gasoline & Oil	Variety Stores	Vitamin & Food Supplements	10,000 - 39,999
Shoreline Chevron	808 N Shoreline Blvd	Mountain View	Santa Clara	Service Stations-Gasoline & Oil	Variety Stores	Vitamin & Food Supplements	10,000 - 39,999
Shoreline Shell	807 N Shoreline Blvd	Mountain View	Santa Clara	Service Stations-Gasoline & Oil	Retail Shops		40,000+
Silicon Valley Valero	59 W El Camino Real	Mountain View	Santa Clara	Service Stations-Gasoline & Oil	Service Stations-Gasoline & Oil	Alternative Fuels	0 - 2,499
Valley Oil Co	PO Box 1655	Mountain View	Santa Clara	Service Stations-Gasoline & Oil	Service Stations-Gasoline & Oil	Automobile Repairing & Service	0 - 2,499
D B Shoes	630 San Antonio Rd	Mountain View	Santa Clara	Shoes-Retail	Service Stations-Gasoline & Oil	Automated Teller Machines	0 - 2,499

Mountain View Surplus	1299 W El Camino Real	Mountain View	Santa Clara	Shoes-Retail	Service Stations-Gasoline & Oil	Automated Teller Machines	0 - 2,499
Payless Shoe Source	530 Showers Dr # Aa	Mountain View	Santa Clara	Shoes-Retail	Service Stations-Gasoline & Oil	Automated Teller Machines	0 - 2,499
Ski Renter Of Mountain View	897 Independence Ave # 1c	Mountain View	Santa Clara	Skiing Equipment-Retail	Service Stations-Gasoline & Oil		0 - 2,499
Ball Hitch Ramps LLC	439 Saint Julien Way	Mountain View	Santa Clara	Sporting Goods-Retail	Service Stations-Gasoline & Oil		0 - 2,499
Play It Again Sports	173 E El Camino Real	Mountain View	Santa Clara	Sporting Goods-Retail	Shoes-Retail		2,500 - 9,999
REI	2450 Charleston Rd	Mountain View	Santa Clara	Sporting Goods-Retail	Snowboards-Retail		2,500 - 9,999
Sling It Lacrosse	1966 W El Camino Real	Mountain View	Santa Clara	Sporting Goods-Retail	Sportswear-Retail		2,500 - 9,999
Sport Racquets Co	1076 Burgoyne St	Mountain View	Santa Clara	Sporting Goods-Retail	Surfboards		2,500 - 9,999
Sports Authority	635 San Antonio Rd	Mountain View	Santa Clara	Sporting Goods-Retail	Surfboards	Skateboards & Equipment	2,500 - 9,999
Swetka's Tennis Shop	1039 El Monte Ave # J	Mountain View	Santa Clara	Sporting Goods-Retail	Surfboards		2,500 - 9,999
Diamond HDTV	530 Showers Dr # 7 Pmb 204	Mountain View	Santa Clara	Television & Radio-Dealers	Surfboards		2,500 - 9,999
F & M TV	1666 Cornell Dr	Mountain View	Santa Clara	Television & Radio-Dealers	Surfboards		0 - 2,499
Inventia Designs LLC	650 Castro St	Mountain View	Santa Clara	Television & Radio-Dealers	Surfboards		2,500 - 9,999
AITA Tennis Shop	555 W Middlefield Rd	Mountain View	Santa Clara	Tennis Equipment & Supplies-Retail	Tools-New & Used		2,500 - 9,999
Plan Toys Inc	465 Fairchild Dr # 106	Mountain View	Santa Clara	Toys-Retail	Retail Shops		2,500 - 9,999
Robotics For Fun	1185 Terra Bella Ave	Mountain View	Santa Clara	Toys-Retail	Vitamin & Food Supplements		2,500 - 9,999
Robotics For Fun	237 W Evelyn Ave	Mountain View	Santa Clara	Toys-Retail	Wines-Retail		0 - 2,499
Big Frog Cstm T-Shirts & More	550 Showers Dr	Mountain View	Santa Clara	T-Shirts-Retail	Wood Products		2,500 - 9,999
A Better Discount Vacuum-Swng	2020 W El Camino Real	Mountain View	Santa Clara	Vacuum Cleaners-Household-Dealers	Antiques-Dealers		2,500 - 9,999
ABC Vacuum & Sew Sls & Rpr	1446 W El Camino Real	Mountain View	Santa Clara	Vacuum Cleaners-Repairing & Parts	Food Markets		0 - 2,499
Joyeria LA Fortuna	120 N Rengstorff Ave	Mountain View	Santa Clara	Variety Stores	Fruits & Vegetables & Produce-Retail		0 - 2,499
GNC	2510 W El Camino Real	Mountain View	Santa Clara	Vitamin & Food Supplements	Gift Shops		0 - 2,499
Artisan Wine Depot	400 Villa St # A	Mountain View	Santa Clara	Wines-Retail	Gift Shops		0 - 2,499

Artisan Wine Shop	2482 W El Camino Real	Mountain View	Santa Clara	Wines-Retail	Grocers-Retail		2,500 - 9,999
Ernie's Wines & Liquors	580 N Rengstorff Ave # F	Mountain View	Santa Clara	Wines-Retail	Nurserymen		0 - 2,499
Savvy Cellar Wines	750 W Evelyn Ave	Mountain View	Santa Clara	Wines-Retail	Nurserymen		2,500 - 9,999
Alpine World Inc	834 W Dana St	Mountain View	Santa Clara	Women's Apparel-Retail	Convenience Stores	Alternative Fuels	0 - 2,499
Mystyq Boutique	282 Castro St	Mountain View	Santa Clara	Women's Apparel-Retail	Apparel & Garments-Retail	Information & Referral Svcs	2,500 - 9,999
Nalli Silks	80 W El Camino Real # G	Mountain View	Santa Clara	Women's Apparel-Retail	Apparel & Garments-Retail		2,500 - 9,999
Styles For Less	1040 Grant Rd	Mountain View	Santa Clara	Women's Apparel-Retail	Candy & Confectionery-Retail		2,500 - 9,999
Therapy Stores Inc	250 Castro St	Mountain View	Santa Clara	Women's Apparel-Retail	Clothing-Retail		2,500 - 9,999
Cal Preserving Inc	2195 University Park Blvd	Mountain View	Santa Clara	Wood Products	Lawn & Garden Equip & Supplies-Retail	Nurserymen	2,500 - 9,999
Rhino Books	1744 Marich Way	Mountain View	Santa Clara	Wood Products	Grocers-Retail		2,500 - 9,999
Custom Hand Weavers	2263 Old Middlefield Way	Mountain View	Santa Clara	Yarn-Retail	Grocers-Retail		2,500 - 9,999
Art Intervention	PO Box 1870	Mountain View	Santa Clara	Jewelers-Retail	Hardware-Retail	Paint-Retail	2,500 - 9,999
Carmen's Joyeria	593 Escuela Ave	Mountain View	Santa Clara	Jewelers-Retail	Miscellaneous Retail Stores Nec		2,500 - 9,999
Giovanna's Fine Jewelry	655 Castro St # 1	Mountain View	Santa Clara	Jewelers-Retail	Pet Supplies & Foods-Retail	Feed-Dealers (Whls)	0 - 2,499
Joyeria Jennifer	1925 Latham St	Mountain View	Santa Clara	Jewelers-Retail	Riding Apparel & Equipment	Saddlery & Harness	2,500 - 9,999
Joyeria Y Discoteca Rangel	275 Moffett Blvd	Mountain View	Santa Clara	Jewelers-Retail	Shoes-Retail	Architectural Illustrators	2,500 - 9,999
Maverick	950 N Rengstorff Ave # F	Mountain View	Santa Clara	Jewelers-Retail	Antiques-Dealers		0 - 2,499
Shalynn Internationale	1124 Karen Way	Mountain View	Santa Clara	Jewelers-Retail	Antiques-Dealers		0 - 2,499
Vintage Cove	1614 Palmetto Ave	Pacifica	San Mateo	Antiques-Dealers	Antiques-Dealers		0 - 2,499
You Name It	488 Manor Plz	Pacifica	San Mateo	Antiques-Dealers	Baby Accessories	Childrens & Infants Wear-Retail	40,000+
Manning's Books & Prints	580 Crespi Dr # L	Pacifica	San Mateo	Art Galleries & Dealers	Baby Accessories		2,500 - 9,999
Gearhead Bicycles	1039 Terra Nova Blvd	Pacifica	San Mateo	Bicycles-Dealers	Beads-Retail		2,500 - 9,999
Florey's Book Co	2120 Palmetto Ave	Pacifica	San Mateo	Book Dealers-Retail	Exercise Equipment-Retail		2,500 - 9,999
Coco Zen	328 Magellan Dr	Pacifica	San Mateo	Candy & Confectionery-Retail Cigar Cigarette & Tobacco	Bicycles-Dealers		2,500 - 9,999
Discount Cigarettes	30 Eureka Sq	Pacifica	San Mateo	Dealers-Retail	Bicycles-Dealers		2,500 - 9,999

Fog Zone	5420 Coast Hwy # 1	Pacifica	San Mateo	Cigar Cigarette & Tobacco Dealers-Retail	Bicycles-Dealers		2,500 - 9,999
Manor Smoke Shop	123 Manor Dr	Pacifica	San Mateo	Cigar Cigarette & Tobacco Dealers-Retail	Bicycles-Dealers		0 - 2,499
Dinky Dimples	346 Imperial Dr	Pacifica	San Mateo	Clothing-Retail	Book Dealers-Retail	Gift Shops	2,500 - 9,999
Nancy Wilder Clothing Design	1983 Beach Blvd	Pacifica	San Mateo	Clothing-Retail	Book Dealers-Retail		2,500 - 9,999
Generations	35 W Manor Dr	Pacifica	San Mateo	Clothing-Used	Book Dealers-Retail		2,500 - 9,999
Christmas By The Cove	205 Rockaway Beach Ave # 2	Pacifica	San Mateo	Collectibles	Book Dealers-Retail		0 - 2,499
Coastside Comics	116 Manor Dr # D	Pacifica	San Mateo	Comic Books	Book Dealers-Retail	Video Tapes Discs & Cassettes	2,500 - 9,999
7-Eleven	100 Clarendon Rd	Pacifica	San Mateo	Convenience Stores	Book Dealers-Retail		0 - 2,499
7-Eleven	137 Manor Dr	Pacifica	San Mateo	Convenience Stores	Book Dealers-Used & Rare		2,500 - 9,999
Quik Stop	575 Crespi Dr	Pacifica	San Mateo	Convenience Stores	Boutique Items-Retail		0 - 2,499
Ross Dress For Less	1410 Linda Mar Shopping Ctr	Pacifica	San Mateo	Department Stores	Boutique Items-Retail		2,500 - 9,999
Radioshack	1221 Linda Mar Shopping Ctr	Pacifica	San Mateo	Electronic Equipment & Supplies-Retail	Candy & Confectionery-Retail		2,500 - 9,999
Green Enchilada	444 Manor Plz	Pacifica	San Mateo	Farm Markets	Candy & Confectionery-Retail		2,500 - 9,999
Distinctive Elegance	1131 Manzanita Dr	Pacifica	San Mateo	Fashion Designers	Childrens & Infants Wear-Retail		2,500 - 9,999
Coastside Bait & Tackle	1604 Francisco Blvd	Pacifica	San Mateo	Fishing Bait	Cigar Cigarette & Tobacco Dealers-Retail		0 - 2,499
Rusty Hook Bait & Tackle	2130 Palmetto Ave	Pacifica	San Mateo	Fishing Tackle-Dealers	Cigar Cigarette & Tobacco Dealers-Retail		0 - 2,499
Pacifica Farmers Market	450 Manor Plz	Pacifica	San Mateo	Fruits & Vegetables & Produce-Retail	Cigar Cigarette & Tobacco Dealers-Retail		0 - 2,499
Gamestop	1265 Linda Mar Shopping Ctr	Pacifica	San Mateo	Games & Game Supplies	Women's Apparel-Retail		10,000 - 39,999
Down To Earth-Designer Gifts	450 Dondee St # 3	Pacifica	San Mateo	Gift Shops	Clothing-Retail		2,500 - 9,999
Hanni's Fine Gifts	450 Dondee St # 5	Pacifica	San Mateo	Gift Shops	Clothing-Retail		2,500 - 9,999
Patty's Hallmark	1430 Linda Mar Shopping Ctr	Pacifica	San Mateo	Gift Shops	Women's Apparel-Retail	Women's Apparel-Wholesale	10,000 - 39,999
Pedro Point Sirens	235 Rockaway Beach Ave # 1	Pacifica	San Mateo	Gift Shops	Men's Clothing & Furnishings-Retail	Women's Apparel-Retail	10,000 - 39,999
Fresh & Easy							
Neighborhood Mkt	5550 Coast Hwy	Pacifica	San Mateo	Grocers-Retail	Clothing-Retail		2,500 - 9,999
Little Quiapo Asian Foods	753 Hickey Blvd	Pacifica	San Mateo	Grocers-Retail	Clothing-Retail		2,500 - 9,999
Lucky	250 Fairmont Shopping Ctr	Pacifica	San Mateo	Grocers-Retail	Clothing-Retail		2,500 - 9,999
Oceana Market	200 Eureka Sq	Pacifica	San Mateo	Grocers-Retail	Clothing-Retail		2,500 - 9,999
Quick Mart	2480 Skyline Dr	Pacifica	San Mateo	Grocers-Retail	Collectibles		0 - 2,499
Safeway	12 Manor Plz	Pacifica	San Mateo	Grocers-Retail	Comic Books		0 - 2,499
Safeway	1380 Linda Mar Blvd	Pacifica	San Mateo	Grocers-Retail	Computer & Equipment Dealers	Marketing Programs & Services	40,000+
Sun Valley Market	996 Linda Mar Blvd	Pacifica	San Mateo	Grocers-Retail	Consignment Shops		0 - 2,499
Sunny Valley Market	230 Reina Del Mar Ave	Pacifica	San Mateo	Grocers-Retail	Convenience Stores	Grocers-Retail	0 - 2,499
City Arms	90 Eureka Sq	Pacifica	San Mateo	Guns & Gunsmiths	Convenience Stores	Grocers-Retail	2,500 - 9,999
Linda Mar Ace Home Ctr	560 San Pedro Ave	Pacifica	San Mateo	Hardware-Retail	Convenience Stores	Grocers-Retail	0 - 2,499

Lucchelli Tools	243 El Dorado Dr	Pacifica	San Mateo	Hardware-Retail	Convenience Stores	Grocers-Retail	0 - 2,499	
Lyndameyer Hardware	560 San Pedro Ave	Pacifica	San Mateo	Hardware-Retail	Convenience Stores	Service Stations-Gasoline & Oil	2,500 - 9,999	
Pacific Manor Hardware Inc	451 Oceana Blvd	Pacifica	San Mateo	Hardware-Retail	Convenience Stores	Service Stations-Gasoline & Oil	2,500 - 9,999	
Ernie's Liquor	757 Hickey Blvd	Pacifica	San Mateo	Liquors-Retail	Convenience Stores	Service Stations-Gasoline & Oil	0 - 2,499	
O K Liquor Stores	1021 Terra Nova Blvd	Pacifica	San Mateo	Liquors-Retail	Convenience Stores		0 - 2,499	
U Save Liquors	81 Bill Drake Way	Pacifica	San Mateo	Liquors-Retail	Convenience Stores	Grocers-Retail	0 - 2,499	
Save-More Meat Market	74 W Manor Dr	Pacifica	San Mateo	Meat-Retail	Convenience Stores	Grocers-Retail	0 - 2,499	
El Grano De Oro	1710 Francisco Blvd	Pacifica	San Mateo	Mexican & Latin American Food Products	Convenience Stores	Service Stations-Gasoline & Oil	0 - 2,499	
J Tees Custom Garments	106 Bella Vista Ave	Pacifica	San Mateo	Miscellaneous Retail Stores	Nec	Convenience Stores	Grocers-Retail	0 - 2,499
Bounce 4 Less	575 San Pablo Ter	Pacifica	San Mateo	Party Supplies		Convenience Stores	0 - 2,499	
Annabees	5410 Coast Hwy	Pacifica	San Mateo	Pet Shops		Cosmetics & Perfumes-Retail	0 - 2,499	
Coastside Critters	454 Manor Plz	Pacifica	San Mateo	Pet Supplies & Foods-Retail		Cosmetics & Perfumes-Retail	0 - 2,499	
Fog City Pet Supplies	1625 Palmetto Ave	Pacifica	San Mateo	Pet Supplies & Foods-Retail		Hair Goods & Supplies-Retail	Barbers Equipment & Supplies-Mfrs	2,500 - 9,999
Linda Marr Pet Supply	1315 Linda Mar Blvd	Pacifica	San Mateo	Pet Supplies & Foods-Retail		Costumes-Masquerade & Theatrical	2,500 - 9,999	
Cdb Partnership	605 Forest Lake Dr	Pacifica	San Mateo	Pharmacies		Craft Supplies	2,500 - 9,999	
Pfizer Inc	1055 Park Pacifica Ave	Pacifica	San Mateo	Pharmacies		Tools-New & Used	Home Accessories & Furnishings	40,000+
Rite Aid	1400 Linda Mar Shopping Ctr	Pacifica	San Mateo	Pharmacies		Department Stores	Home Accessories & Furnishings	40,000+
Rite Aid	200 Fairmont Shopping Ctr	Pacifica	San Mateo	Pharmacies		Department Stores	Retail Shops	40,000+
Walgreens	520 Palmetto Ave	Pacifica	San Mateo	Pharmacies		Department Stores	Retail Shops	40,000+
Sun Valley Fine Food	1015 Terra Nova Blvd	Pacifica	San Mateo	Retail Shops		Department Stores	Home Accessories & Furnishings	40,000+
Dave & Lou's Svc	505 Linda Mar Blvd	Pacifica	San Mateo	Service Stations-Gasoline & Oil		Dolls-Retail		2,500 - 9,999
Eddie's 76	498 Palmetto Ave	Pacifica	San Mateo	Service Stations-Gasoline & Oil		Electronic Equipment & Supplies-Retail	Data Processing Equipment (Whls)	2,500 - 9,999
G & J Acquisitions	679 Hickey Blvd	Pacifica	San Mateo	Service Stations-Gasoline & Oil		Electronic Equipment & Supplies-Retail	Cellular Telephones (Services)	2,500 - 9,999
Pacific Coast Shell	4475 Coast Hwy	Pacifica	San Mateo	Service Stations-Gasoline & Oil		Electronic Equipment & Supplies-Retail	Data Processing Equipment (Whls)	2,500 - 9,999
Pacifica 76	765 Oddstad Blvd	Pacifica	San Mateo	Service Stations-Gasoline & Oil		Electronic Equipment & Supplies-Retail		2,500 - 9,999
Pacifica Chevron	100 Milagra Dr	Pacifica	San Mateo	Service Stations-Gasoline & Oil		Fabric Shops		2,500 - 9,999
Pacifica Shell	95 Bill Drake Way	Pacifica	San Mateo	Service Stations-Gasoline & Oil		Food Markets		0 - 2,499
Payless Shoe Source	1215 Linda Mar Blvd	Pacifica	San Mateo	Shoes-Retail		Food Markets		0 - 2,499



Nor-Cal Surf Shop	5460 Coast Hwy	Pacifica	San Mateo	Snowboards-Retail	Food Markets		0 - 2,499
Surflife Inc	217 Roberts Rd	Pacifica	San Mateo	Sportswear-Retail	Fruits & Vegetables & Produce-Retail		0 - 2,499
Ambrose Industrial Surfboards	520 San Pedro Ave	Pacifica	San Mateo	Surfboards	Fruits & Vegetables & Produce-Retail		0 - 2,499
Log Shop	640 Crespi Dr # A	Pacifica	San Mateo	Surfboards	Fruits & Vegetables & Produce-Retail	Fruits & Vegetables-Wholesale	2,500 - 9,999
Nor Cal Surf Shop	520 San Pedro Ave	Pacifica	San Mateo	Surfboards	Video Games		2,500 - 9,999
P C Pacifica	520 San Pedro Ave	Pacifica	San Mateo	Surfboards	Video Games		2,500 - 9,999
Sonlight Surfshop	575 Crespi Dr # 1	Pacifica	San Mateo	Surfboards	Games & Game Supplies		2,500 - 9,999
Surf Camp Pacifica	PO Box 1244	Pacifica	San Mateo	Surfboards	General Merchandise-Retail		0 - 2,499
Vallianos Denny Auth Snap On	952 Crespi Dr	Pacifica	San Mateo	Tools-New & Used	General Merchandise-Retail		0 - 2,499
Dollar Tree	787 Hickey Blvd	Pacifica	San Mateo	Variety Stores	Gift Shops		0 - 2,499
Forever Young Anti Aging Vtmns	100 Santa Rosa Ave	Pacifica	San Mateo	Vitamin & Food Supplements	Gift Shops		0 - 2,499
Hoffman Fine Wine & Liquors	205 Rockaway Beach Ave # 1	Pacifica	San Mateo	Wines-Retail	Gift Shops		0 - 2,499
Michael S Roth	744 Arleen Way	Pacifica	San Mateo	Wood Products	Gift Shops		2,500 - 9,999
Dazzle Me	PO Box 543	Pacifica	San Mateo	Jewelers-Retail	Grocers-Retail		0 - 2,499
Veronica Crossen Co	720 Rockaway Beach Ave	Pacifica	San Mateo	Jewelers-Retail	Grocers-Retail		0 - 2,499
Victorias	1407 Adobe Dr	Pacifica	San Mateo	Jewelers-Retail	Grocers-Retail		2,500 - 9,999
Country Roads	PO Box 39	Pescadero	San Mateo	Antiques-Dealers	Grocers-Retail		2,500 - 9,999
Pescadero Country Store	PO Box 369	Pescadero	San Mateo	Food Markets	Grocers-Retail		0 - 2,499
Coastways Ranch	640 Cabrillo Hwy	Pescadero	San Mateo	Fruits & Vegetables & Produce- Retail	Grocers-Retail		0 - 2,499
Luna Sea	250 Stage Rd	Pescadero	San Mateo	Gift Shops	Grocers-Retail		0 - 2,499
Stage Road Shops	PO Box 806	Pescadero	San Mateo	Gift Shops	Grocers-Retail		0 - 2,499
Norm's Market	PO Box 350	Pescadero	San Mateo	Grocers-Retail	Grocers-Retail		2,500 - 9,999
Durigano's Nursery	10680 Cabrillo Hwy	Pescadero	San Mateo	Nurserymen	Grocers-Retail		2,500 - 9,999
Westland Nursery Inc	PO Box 429	Pescadero	San Mateo	Nurserymen	Grocers-Retail		2,500 - 9,999
Mercado & Taqueria De Amigos	PO Box 217	Pescadero	San Mateo	Service Stations-Gasoline & Oil	Grocers-Retail		0 - 2,499
Ken Reed	2 Grove Ct	Portola Valley	San Mateo	Apparel & Garments-Retail	Grocers-Retail		0 - 2,499
Portola Apparel	147 Crescent Ave	Portola Valley	San Mateo	Apparel & Garments-Retail	Grocers-Retail	Coffee Shops	40,000+
Party Line	4 Ohlone St	Portola Valley	San Mateo	Candy & Confectionery-Retail	Grocers-Retail		2,500 - 9,999
Ariadne's Closet	550 Westridge Dr	Portola Valley	San Mateo	Clothing-Retail	Grocers-Retail		2,500 - 9,999
Ladera Garden Ctr	3130 Alpine Rd # 380	Portola Valley	San Mateo	Gift Shops	Grocers-Retail		0 - 2,499
Bianchini's Market	3130 Alpine Rd # 415	Portola Valley	San Mateo	Grocers-Retail	Grocers-Retail		40,000+

Roberts Market	4420 Alpine Rd	Portola Valley	San Mateo	Grocers-Retail	Grocers-Retail		0 - 2,499
Portola Valley Hardware	112 Portola Rd	Portola Valley	San Mateo	Hardware-Retail	Grocers-Retail		0 - 2,499
Lane Interiors	880 Westridge Dr	Portola Valley	San Mateo	Miscellaneous Retail Stores Nec	Grocers-Retail		0 - 2,499
Portola Valley Feed	884 Portola Rd # A17	Portola Valley	San Mateo	Pet Supplies & Foods-Retail	Grocers-Retail		0 - 2,499
Carousel Saddlery	884 Portola Rd	Portola Valley	San Mateo	Riding Apparel & Equipment	Grocers-Retail	Bakers-Retail	40,000+
Finish Line	25 Joaquin Rd	Portola Valley	San Mateo	Shoes-Retail	Grocers-Retail	Bakers-Retail	2,500 - 9,999
Collective Antiques	120 Hudson St	Redwood City	San Mateo	Antiques-Dealers	Grocers-Retail		0 - 2,499
Curious Things	2033 Broadway St	Redwood City	San Mateo	Antiques-Dealers	Convenience Stores	Grocers-Wholesale	2,500 - 9,999
Old Truck Antiques	2400 Broadway St # 110	Redwood City	San Mateo	Antiques-Dealers	Grocers-Retail		2,500 - 9,999
Babies R Us	220 Walnut St	Redwood City	San Mateo	Baby Accessories	Grocers-Retail		0 - 2,499
Petit Bliss	705 Boardwalk Pl	Redwood City	San Mateo	Baby Accessories	Hair Goods & Supplies-Retail		2,500 - 9,999
E-Bead	Physical Address Untnable	Redwood City	San Mateo	Beads-Retail	Hardware-Retail		2,500 - 9,999
Chain Reaction Bicycles	1451 El Camino Real	Redwood City	San Mateo	Bicycles-Dealers	Hardware-Retail	Nurserymen	10,000 - 39,999
Garners Pro Bike Shop	2755 El Camino Real	Redwood City	San Mateo	Bicycles-Dealers	Health & Diet Foods-Retail		2,500 - 9,999
Go Ride Bicycles	2755 El Camino Real	Redwood City	San Mateo	Bicycles-Dealers	Health & Diet Foods-Retail		2,500 - 9,999
Veloro Bicycles Inc	910 Main St	Redwood City	San Mateo	Bicycles-Dealers	Hobby & Model Constr Supplies-Retail		2,500 - 9,999
Woodside Bike Shop	1523 Woodside Rd	Redwood City	San Mateo	Bicycles-Dealers	House Cleaning Equipment & Supplies		2,500 - 9,999
Barnes & Noble Libreria Cristina Torre	1091 El Camino Real	Redwood City	San Mateo	Book Dealers-Retail	Landscaping Equipment & Supplies		0 - 2,499
Fuerte	171 5th Ave	Redwood City	San Mateo	Book Dealers-Retail	Lawn & Garden Equip & Supplies-Retail		0 - 2,499
Pauline Books & Media	935 Brewster Ave	Redwood City	San Mateo	Book Dealers-Retail	Leather Clothing-Retail		10,000 - 39,999
Pocketfiction	200 Edmonds Rd	Redwood City	San Mateo	Book Dealers-Retail	Liquors-Retail		0 - 2,499
Secrets Adult Superstore	739 El Camino Real	Redwood City	San Mateo	Book Dealers-Retail	Liquors-Retail		0 - 2,499
Stacey James Bookseller	218 Oakdale St	Redwood City	San Mateo	Book Dealers-Retail	Liquors-Retail	Wines-Retail	0 - 2,499

Funders Book Store	2200 Broadway St	Redwood City	San Mateo	Book Dealers-Used & Rare	Liquors-Retail		0 - 2,499
Alida's Boutique	2315 El Camino Real # A	Redwood City	San Mateo	Boutique Items-Retail	Liquors-Retail		0 - 2,499
LA Diosa Del AMOR		Redwood City	San Mateo	Boutique Items-Retail	Liquors-Retail		0 - 2,499
Botanic	2520 El Camino Real	Redwood City	San Mateo	Boutique Items-Retail	Liquors-Retail		0 - 2,499
Popper's Popcorn Svc	966 Emerald Hill Rd	Redwood City	San Mateo	Candy & Confectionery-Retail	Liquors-Retail		0 - 2,499
See's Candies	1027 El Camino Real	Redwood City	San Mateo	Candy & Confectionery-Retail	Liquors-Retail		0 - 2,499
Elvias Boutique	1748 El Camino Real	Redwood City	San Mateo	Childrens & Infants Wear-Retail	Liquors-Retail		0 - 2,499
Broadway Tobbaconists	2013 Broadway St	Redwood City	San Mateo	Cigar Cigarette & Tobacco Dealers-Retail	Liquors-Retail		0 - 2,499
Discount Cigarettes	1036 El Camino Real	Redwood City	San Mateo	Cigar Cigarette & Tobacco Dealers-Retail	Liquors-Retail		0 - 2,499
Sequoial Smoke & Sundries	1061 El Camino Real	Redwood City	San Mateo	Cigar Cigarette & Tobacco Dealers-Retail	Liquors-Retail		0 - 2,499
Coldwater Creek	3175 Spring St	Redwood City	San Mateo	Clothing-Retail	Liquors-Retail		0 - 2,499
Help For Kids	603 Chelsea Way	Redwood City	San Mateo	Clothing-Retail	Meat-Retail		0 - 2,499
John Vetter Sales	1557 Granger Way	Redwood City	San Mateo	Clothing-Retail	Men's Clothing & Furnishings-Retail	Clothing-Retail	2,500 - 9,999
Lane Bryant	2535 El Camino Real	Redwood City	San Mateo	Clothing-Retail	Mexican & Latin American Food Products		2,500 - 9,999
Old Navy	1101 El Camino Real	Redwood City	San Mateo	Clothing-Retail	Mexican & Latin American Food Products		2,500 - 9,999
Planet Kids	546 Shorebird Cir # 26203	Redwood City	San Mateo	Clothing-Retail	Miscellaneous Retail Stores Nec		2,500 - 9,999
Sexy Moda Boutique	1780 Broadway St	Redwood City	San Mateo	Clothing-Retail	Costumes-Masquerade & Theatrical	Wigs Toupees & Hairpieces	0 - 2,499
Volos	919 Rose Ave	Redwood City	San Mateo	Clothing-Retail	Nurserymen		0 - 2,499
Woodman's World Enterprises	1831 Idyllwild Ave	Redwood City	San Mateo	Clothing-Retail	Nurserymen	Sod & Sodding Service	0 - 2,499
Baseball World & Collectibles	194 Berkshire Ave	Redwood City	San Mateo	Collectibles	Nurserymen	Florists-Retail	0 - 2,499
Re Imagining Comic Art Kensington Computer Prods Grp	2748 Carolina Ave	Redwood City	San Mateo	Comic Books	Fountains-Garden Display Etc		2,500 - 9,999
	333 Twin Dolphin Dr # 6	Redwood City	San Mateo	Computers & Computer Equipment Whls/Mfrs	Office Supplies		2,500 - 9,999
Cuschieri's Home & Garden LLC	863 Main St	Redwood City	San Mateo	Consignment Shops	Office Supplies	Office Furniture & Equip-Dealers (Whls)	2,500 - 9,999
7-Eleven	1700 Broadway St	Redwood City	San Mateo	Convenience Stores	Office Supplies	Printers (Mfrs)	2,500 - 9,999

7-Eleven	400 El Camino Real	Redwood City	San Mateo	Convenience Stores	Party Supplies		0 - 2,499
7-Eleven	460 Woodside Rd	Redwood City	San Mateo	Convenience Stores	Party Supplies		0 - 2,499
7-Eleven	89s S 55th Av	Redwood City	San Mateo	Convenience Stores	Party Supplies	Party Supplies-Renting	2,500 - 9,999
AMPM	1700 Middlefield Rd	Redwood City	San Mateo	Convenience Stores	Party Supplies	Truck-Dealers	0 - 2,499
AMPM	504 Whipple Ave	Redwood City	San Mateo	Convenience Stores	Party Supplies		0 - 2,499
AMPM	610 Woodside Rd	Redwood City	San Mateo	Convenience Stores	Pet Supplies & Foods-Retail		2,500 - 9,999
K G's Mini Mart	699 El Camino Real	Redwood City	San Mateo	Convenience Stores	Pet Supplies & Foods-Retail	Pet Training	2,500 - 9,999
Pena Meat & Food Market	3198 Middlefield Rd	Redwood City	San Mateo	Convenience Stores	Pet Supplies & Foods-Retail	Feed-Dealers (Whls)	2,500 - 9,999
Redwood Minimarket	2775 El Camino Real	Redwood City	San Mateo	Convenience Stores	Pet Supplies & Foods-Retail		0 - 2,499
Stop N Food & Liquors	754 Woodside Rd	Redwood City	San Mateo	Convenience Stores	Pharmacies		10,000 - 39,999
Vera Cash Market	400 Vera Ave	Redwood City	San Mateo	Convenience Stores	Pharmacies		10,000 - 39,999
Woodside Gas & Shop	895 Woodside Rd	Redwood City	San Mateo	Convenience Stores	Variety Stores	Vitamin & Food Supplements	10,000 - 39,999
Black Box	900 Island Dr # 202	Redwood City	San Mateo	Cosmetics & Perfumes-Retail	Variety Stores	Vitamin & Food Supplements	40,000+
Kathryn Hummel	1159 Mckinley St	Redwood City	San Mateo	Cosmetics & Perfumes-Retail	Pharmacies		10,000 - 39,999
Sally Beauty Supply	1351 Broadway St	Redwood City	San Mateo	Cosmetics & Perfumes-Retail	Pharmacies	Physicians & Surgeons Equip & Supls-Whls	10,000 - 39,999
Penny's Costume Rental	333 Sequoia Ave	Redwood City	San Mateo	Costumes-Masquerade & Theatrical	Variety Stores	Vitamin & Food Supplements	10,000 - 39,999
Michaels	100 Woodside Plz	Redwood City	San Mateo	Craft Supplies	Variety Stores	Vitamin & Food Supplements	10,000 - 39,999
Kmart	1155 Veterans Blvd	Redwood City	San Mateo	Department Stores	Retail Shops		40,000+
Kohl's Department Store	250 Walnut St	Redwood City	San Mateo	Department Stores	Retail Shops		40,000+
Marshalls	2525 El Camino Real	Redwood City	San Mateo	Department Stores	Retail Shops	Grocers-Retail	40,000+
Ross Dress For Less	150 Woodside Plz	Redwood City	San Mateo	Department Stores	Service Stations-Gasoline & Oil	Alternative Fuels	0 - 2,499
Target	2485 El Camino Real	Redwood City	San Mateo	Department Stores	Service Stations-Gasoline & Oil	Alternative Fuels	0 - 2,499
Tomorrows Treasures	541 Cringle Dr	Redwood City	San Mateo	Dolls-Retail	Service Stations-Gasoline & Oil	Alternative Fuels	0 - 2,499

Radioshack	1467 Broadway St	Redwood City	San Mateo	Electronic Equipment & Supplies-Retail	Service Stations-Gasoline & Oil	Car Washing & Polishing	0 - 2,499
Radioshack	2485 El Camino Real	Redwood City	San Mateo	Electronic Equipment & Supplies-Retail	Service Stations-Gasoline & Oil	Alternative Fuels	0 - 2,499
Radioshack	260 Woodside Plz	Redwood City	San Mateo	Electronic Equipment & Supplies-Retail	Service Stations-Gasoline & Oil	Automated Teller Machines	0 - 2,499
Radioshack Mobile	1501 Broadway St	Redwood City	San Mateo	Electronic Equipment & Supplies-Retail	Service Stations-Gasoline & Oil		0 - 2,499
Jo-Ann Fabrics & Crafts	308 Walnut St	Redwood City	San Mateo	Fabric Shops	Service Stations-Gasoline & Oil	Alternative Fuels	0 - 2,499
ABW Market	3115 Jefferson Ave	Redwood City	San Mateo	Food Markets	Service Stations-Gasoline & Oil	Automated Teller Machines	0 - 2,499
LA Pasadita Market	151 5th Ave	Redwood City	San Mateo	Food Markets	Shoes-Retail		2,500 - 9,999
Mi Rancho Market	150 Charter St	Redwood City	San Mateo	Food Markets	Shoes-Retail		2,500 - 9,999
Ramirez Produce	3581 Hoover St	Redwood City	San Mateo	Fruits & Vegetables & Produce-Retail	Shoes-Retail		2,500 - 9,999
Redwood Produce Inc	499 Seaport Ct # 100	Redwood City	San Mateo	Fruits & Vegetables & Produce-Retail	Shoes-Retail		2,500 - 9,999
Sigona's Farmers Market	2345 Middlefield Rd	Redwood City	San Mateo	Fruits & Vegetables & Produce-Retail	Shoes-Retail		2,500 - 9,999
Gamestop	1063 El Camino Real	Redwood City	San Mateo	Games & Game Supplies	Shoes-Retail		2,500 - 9,999
Gamestop	2527 El Camino Real	Redwood City	San Mateo	Games & Game Supplies	Shoes-Retail	Boots	2,500 - 9,999
Plug & Play Tech Ctr	370 Convention Way	Redwood City	San Mateo	Games & Game Supplies	Shoes-Retail		2,500 - 9,999
Walter's Gift Shop	3752 Rolison Rd # 20	Redwood City	San Mateo	General Merchandise-Retail	Shoes-Retail		2,500 - 9,999
With Love	586 Seahorse Ln	Redwood City	San Mateo	General Merchandise-Retail	Skateboards & Equipment		2,500 - 9,999
Bryson Studios	252 Swett Rd	Redwood City	San Mateo	Gift Shops	Skateboards & Equipment		2,500 - 9,999
Gourmet Gift Horse	520 2nd Ave	Redwood City	San Mateo	Gift Shops	Skating Equipment & Supplies		0 - 2,499
Res Little Things	3015 E Bayshore Rd # 382	Redwood City	San Mateo	Gift Shops	Skating Equipment & Supplies		2,500 - 9,999
Tuesday Morning Ayar Produce & Meat Market	1295 Veterans Blvd	Redwood City	San Mateo	Gift Shops	Soccer Equipment & Supplies		2,500 - 9,999
Market	2727 El Camino Real	Redwood City	San Mateo	Grocers-Retail	Sporting Goods-Retail		2,500 - 9,999
Brenda's Liquor	2397 Spring St	Redwood City	San Mateo	Grocers-Retail	Shoes-Retail		2,500 - 9,999
Chavez Supermarket	46 5th Ave	Redwood City	San Mateo	Grocers-Retail	Sporting Goods-Retail		2,500 - 9,999

Chavez Supermarket	775 Arguello St	Redwood City	San Mateo	Grocers-Retail	T-Shirts-Retail	Uniforms	2,500 - 9,999
Chavez Supermarket	817 Arguello St	Redwood City	San Mateo	Grocers-Retail	Sporting Goods-Retail		2,500 - 9,999
El Paisano	2856 Middlefield Rd	Redwood City	San Mateo	Grocers-Retail	Sporting Goods-Retail	Soccer Clubs	2,500 - 9,999
Foods Co	1401 Broadway St	Redwood City	San Mateo	Grocers-Retail	Sporting Goods-Retail	Soccer Equipment & Supplies	0 - 2,499
Golden Glaze Bakery & Market	2780 San Mateo Ave	Redwood City	San Mateo	Grocers-Retail	Hobby & Model Constr Supplies-Retail		2,500 - 9,999
Grocery Outlet	1833 Broadway St	Redwood City	San Mateo	Grocers-Retail	Toys-Retail		2,500 - 9,999
Key Market	1063 Upton St	Redwood City	San Mateo	Grocers-Retail	Vacuum Cleaners-Household-Dealers	Housewares-Retail	2,500 - 9,999
Key Markets	3640 Florence St	Redwood City	San Mateo	Grocers-Retail	Vacuum Cleaners-Household-Dealers	Sewing Machines-Household	10,000 - 39,999
LA Tiendita	1484 Oddstad Dr	Redwood City	San Mateo	Grocers-Retail	Department Stores		0 - 2,499
LA Tiendita Market	2875 Middlefield Rd	Redwood City	San Mateo	Grocers-Retail	Department Stores	Retail Shops	2,500 - 9,999
Lucky	200 Woodside Plz	Redwood City	San Mateo	Grocers-Retail	Department Stores		0 - 2,499
Mercado Tizapan	2205 Middlefield Rd	Redwood City	San Mateo	Grocers-Retail	Variety Stores		0 - 2,499
Mi Rancho Market	137 Roosevelt Ave	Redwood City	San Mateo	Grocers-Retail	Video Games		2,500 - 9,999
Miguel's Meat Market	390 4th Ave	Redwood City	San Mateo	Grocers-Retail	Video Games		2,500 - 9,999
Nob Hill Foods	270 Redwood Shores Pkwy	Redwood City	San Mateo	Grocers-Retail	Vitamin & Food Supplements		2,500 - 9,999
Piazza's Fine Foods Corporate	171 Birch St	Redwood City	San Mateo	Grocers-Retail	Health & Diet Foods-Retail	Cosmetics & Perfumes-Retail	2,500 - 9,999
Primera Nutricion	2516 El Camino Real	Redwood City	San Mateo	Grocers-Retail	Wines-Retail		0 - 2,499
R & D Gas & Foodmart	2215 El Camino Real	Redwood City	San Mateo	Grocers-Retail	Wines-Retail	Importers (Whls)	2,500 - 9,999
Redwood City Kiwanis Farmer's	PO Box 624	Redwood City	San Mateo	Grocers-Retail	Wines-Retail		0 - 2,499
Safeway	1071 El Camino Real	Redwood City	San Mateo	Grocers-Retail	Women's Apparel-Retail		2,500 - 9,999
Safeway	850 Woodside Rd	Redwood City	San Mateo	Grocers-Retail	Women's Apparel-Retail		2,500 - 9,999
Sanchez Tax Svc	844 Woodside Rd	Redwood City	San Mateo	Grocers-Retail	Women's Apparel-Retail		2,500 - 9,999
Smart & Final	1185 Broadway St	Redwood City	San Mateo	Grocers-Retail	Women's Apparel-Retail		0 - 2,499

Whole Foods Market	1250 Jefferson Ave	Redwood City	San Mateo	Grocers-Retail	Women's Apparel-Retail		2,500 - 9,999
Willow Market	37 Willow St	Redwood City	San Mateo	Grocers-Retail	Women's Apparel-Retail		2,500 - 9,999
Peninsula Beauty	1043 El Camino Real	Redwood City	San Mateo	Hair Goods & Supplies-Retail	Women's Apparel-Retail		2,500 - 9,999
General Hardware & Builders	80 Chemical Way	Redwood City	San Mateo	Hardware-Retail	Wood Products		2,500 - 9,999
Orchard Supply Hardware	2110 Middlefield Rd	Redwood City	San Mateo	Hardware-Retail	Wood Products		2,500 - 9,999
Healing Center	1221 Alameda DE Las Pulgas	Redwood City	San Mateo	Health & Diet Foods-Retail	Gourmet Shops		2,500 - 9,999
Isagenix	2075 Broadway St # B	Redwood City	San Mateo	Health & Diet Foods-Retail	Antiques-Dealers		2,500 - 9,999
Pearls Sandpiper	757 7th Ave	Redwood City	San Mateo	Hobby & Model Constr Supplies-Retail	Book Dealers-Retail		2,500 - 9,999
Cleanthings	2893 Spring St	Redwood City	San Mateo	House Cleaning Equipment & Supplies	Book Dealers-Retail		2,500 - 9,999
G T Landscaping Inc	1831 E Bayshore Rd	Redwood City	San Mateo	Landscaping Equipment & Supplies	Boutique Items-Retail		2,500 - 9,999
Frey's Garden Products	1450 Maple St	Redwood City	San Mateo	Lawn & Garden Equip & Supplies-Retail	Jewelry Designers	Parties	10,000 - 39,999
Ultimate Elegance Lingerie	733 El Camino Real	Redwood City	San Mateo	Lingerie	Candy & Confectionery-Retail	Candy & Confectionery-Manufacturers	40,000+
Atherton U-Save Liquors	3107 El Camino Real	Redwood City	San Mateo	Liquors-Retail	Candy & Confectionery-Retail		2,500 - 9,999
Avenue Liquors	2147 Roosevelt Ave	Redwood City	San Mateo	Liquors-Retail	Childrens & Infants Wear-Retail	Childrens & Infants Wear-Wholesale	40,000+
BEVMO!	1745 El Camino Real	Redwood City	San Mateo	Liquors-Retail	Cigar Cigarette & Tobacco Dealers-Retail		0 - 2,499
Emerald City Liquors Inc	3025 Jefferson Ave	Redwood City	San Mateo	Liquors-Retail	Cigar Cigarette & Tobacco Dealers-Retail		0 - 2,499
Five Points Market	1922 El Camino Real	Redwood City	San Mateo	Liquors-Retail	Clothing-Retail		2,500 - 9,999
J & G Liquors	1402 Main St	Redwood City	San Mateo	Liquors-Retail	Clothing-Retail		2,500 - 9,999
Marsh Manor Liquors	3700 Florence St	Redwood City	San Mateo	Liquors-Retail	Collectibles		0 - 2,499
One Stop Liquors	390 4th Ave	Redwood City	San Mateo	Liquors-Retail	Collectibles		0 - 2,499
Peninsula Liquors & Tobacco	717 El Camino Real	Redwood City	San Mateo	Liquors-Retail	Convenience Stores	Grocers-Retail	2,500 - 9,999
Roosevelt Liquor & Grocery	1700 El Camino Real	Redwood City	San Mateo	Liquors-Retail	Convenience Stores	Grocers-Retail	0 - 2,499
Super Discount	850 Brewster Ave	Redwood City	San Mateo	Liquors-Retail	Convenience Stores	Grocers-Retail	0 - 2,499

Village Bottle Shop	504 El Camino Real	Redwood City	San Mateo	Liquors-Retail	Convenience Stores	Grocers-Retail	2,500 - 9,999
Woodside Manor Liquors	524 Woodside Rd	Redwood City	San Mateo	Liquors-Retail	Convenience Stores	Grocers-Retail	0 - 2,499
Apatsingan Meat Market	739 Chestnut St	Redwood City	San Mateo	Meat-Retail	Cosmetics & Perfumes-Retail		0 - 2,499
Men's Wearhouse	2505 El Camino Real	Redwood City	San Mateo	Men's Clothing & Furnishings-Retail	Cosmetics & Perfumes-Retail		0 - 2,499
Carniceria LA Guadalupana	55 5th Ave	Redwood City	San Mateo	Mexican & Latin American Food Products	Cosmetics & Perfumes-Retail		0 - 2,499
El Mercadito Latino	1726 El Camino Real	Redwood City	San Mateo	Mexican & Latin American Food Products	Cosmetics & Perfumes-Retail		2,500 - 9,999
Chaney Books & Notions	3840 Vineyard Dr	Redwood City	San Mateo	Miscellaneous Retail Stores Nec	Craft Supplies		2,500 - 9,999
House Of Humor	747 El Camino Real	Redwood City	San Mateo	Novelties-Retail	Crafts		2,500 - 9,999
GI Romano & Sons	241 E Oakwood Blvd	Redwood City	San Mateo	Nurserymen	Convenience Stores		0 - 2,499
M & M Nursery	332 Woodside Rd	Redwood City	San Mateo	Nurserymen	Diamonds		0 - 2,499
Redwood City Nursery	2760 El Camino Real	Redwood City	San Mateo	Nurserymen	Appliances-Household-Major-Dealers	Cellular Telephones (Services) Data Processing Equipment (Whls)	40,000+
Wegman's Nursery	492 Woodside Rd	Redwood City	San Mateo	Nurserymen	Electronic Equipment & Supplies-Retail		2,500 - 9,999
Franklin Office Supplies	604 Price Ave	Redwood City	San Mateo	Office Supplies	Electronic Equipment & Supplies-Retail		2,500 - 9,999
Office City	604 Price Ave # 2	Redwood City	San Mateo	Office Supplies	Factory Outlets		2,500 - 9,999
Office Max	1501 Broadway St	Redwood City	San Mateo	Office Supplies	Fashion Designers		2,500 - 9,999
Frozen Fantasies Little Rascals Party Jumpers	2682 Middlefield Rd # E 145 Hemlock Ave	Redwood City	San Mateo	Party Supplies	Fishing Bait		2,500 - 9,999
Party City	1289 Veterans Blvd	Redwood City	San Mateo	Party Supplies	Fishing Tackle-Dealers		2,500 - 9,999
Party Helpers	305 Lacour Way	Redwood City	San Mateo	Party Supplies	Food Products-Retail		0 - 2,499
Party Prints	2529 Broadway St	Redwood City	San Mateo	Party Supplies	Food Products-Retail		0 - 2,499
Pet Food Express	372 Woodside Plz	Redwood City	San Mateo	Pet Supplies & Foods-Retail	Food Products-Retail		0 - 2,499
PETCO	520 Woodside Rd	Redwood City	San Mateo	Pet Supplies & Foods-Retail	Food Products-Retail	Food Brokers (Whls)	0 - 2,499
San Mateo Pet Supply	346 El Camino Real	Redwood City	San Mateo	Pet Supplies & Foods-Retail	Food Products-Retail		0 - 2,499



Shannon's Grooming	1744 El Camino Real	Redwood City	San Mateo	Pet Supplies & Foods-Retail	Fruits & Vegetables & Produce-Retail	Federal Government Contractors	2,500 - 9,999
Anchor Drugs Pharmacy	730 Woodside Rd	Redwood City	San Mateo	Pharmacies	Fruits & Vegetables & Produce-Retail		0 - 2,499
Costco Pharmacy	2300 Middlefield Rd	Redwood City	San Mateo	Pharmacies	Fruits & Vegetables & Produce-Retail		2,500 - 9,999
CVS Pharmacy	1039 El Camino Real	Redwood City	San Mateo	Pharmacies	Fruits & Vegetables & Produce-Retail		0 - 2,499
CVS Pharmacy	1301 Broadway St	Redwood City	San Mateo	Pharmacies	Fruits & Vegetables & Produce-Retail		0 - 2,499
Farmacia Remedios Natural	3147 Middlefield Rd	Redwood City	San Mateo	Pharmacies	Fruits & Vegetables & Produce-Retail		2,500 - 9,999
Jefferson Plaza Pharmacy	3137 Jefferson Ave	Redwood City	San Mateo	Pharmacies	Fruits & Vegetables & Produce-Retail		2,500 - 9,999
Rite Aid	2150 Roosevelt Ave	Redwood City	San Mateo	Pharmacies	Fruits & Vegetables & Produce-Retail		2,500 - 9,999
Rite Aid	340 Woodside Plz	Redwood City	San Mateo	Pharmacies	Washing Machines Dryers/Ironers-Dealers	Mattresses	10,000 - 39,999
20 Fathoms	1666 Maryland St	Redwood City	San Mateo	Retail Shops	Games & Game Supplies		2,500 - 9,999
99 Cent Store	1812 El Camino Real	Redwood City	San Mateo	Retail Shops	Fountains-Garden Display Etc	Pottery-Manufacturers	2,500 - 9,999
Arteaga's Starlite Supermarket	812 5th Ave	Redwood City	San Mateo	Retail Shops	General Merchandise-Retail		0 - 2,499
Aarti Petroleum	503 Whipple Ave	Redwood City	San Mateo	Service Stations-Gasoline & Oil	Gift Shops		2,500 - 9,999
Broadway Chevron	1603 Broadway St	Redwood City	San Mateo	Service Stations-Gasoline & Oil	Gift Shops		0 - 2,499
Chevron	990 Veterans Blvd	Redwood City	San Mateo	Service Stations-Gasoline & Oil	Gift Shops		0 - 2,499
Fifth Avenue 76	844 5th Ave	Redwood City	San Mateo	Service Stations-Gasoline & Oil	Gift Shops		0 - 2,499
Gagliardi Arco	1801 Woodside Rd	Redwood City	San Mateo	Service Stations-Gasoline & Oil	Gift Shops		0 - 2,499
King's Union 76	975 Woodside Rd	Redwood City	San Mateo	Service Stations-Gasoline & Oil	Gift Shops		0 - 2,499
USA Gasoline	3139 Jefferson Ave	Redwood City	San Mateo	Service Stations-Gasoline & Oil	Gourmet Shops	Federal Government Contractors	40,000+
Whipple Chevron	585 Whipple Ave	Redwood City	San Mateo	Service Stations-Gasoline & Oil	Grocers-Ethnic Foods	Italian Food Products	0 - 2,499
Whipple Shell	639 Whipple Ave	Redwood City	San Mateo	Service Stations-Gasoline & Oil	Grocers-Retail		0 - 2,499
Creative Foot Wear Inc	3048 Rolison Rd	Redwood City	San Mateo	Shoes-Retail	Grocers-Retail		0 - 2,499
D B Shoes	870 Jefferson Ave	Redwood City	San Mateo	Shoes-Retail	Grocers-Retail		0 - 2,499

Foot Locker	320 Walnut St	Redwood City	San Mateo	Shoes-Retail	Grocers-Retail		0 - 2,499
LA Nueva Zapateria	401 2nd Ave	Redwood City	San Mateo	Shoes-Retail	Grocers-Retail		0 - 2,499
Payless Shoe Source	2531 El Camino Real	Redwood City	San Mateo	Shoes-Retail	Grocers-Retail		0 - 2,499
Payless Shoe Source	340 Walnut St	Redwood City	San Mateo	Shoes-Retail	Grocers-Retail	Accounting & Bookkeeping General Svc	2,500 - 9,999
Red Wing Shoe Store	1451 Broadway St	Redwood City	San Mateo	Shoes-Retail	Grocers-Retail		0 - 2,499
Shoe Care Innovations	501 Seaport Ct # 101	Redwood City	San Mateo	Shoes-Retail	Grocers-Retail		0 - 2,499
Shoe Club	3157 Middlefield Rd	Redwood City	San Mateo	Shoes-Retail	Grocers-Retail		0 - 2,499
Captain's	2066 Broadway St	Redwood City	San Mateo	Skateboards & Equipment	Grocers-Retail	Kerosene	40,000+
Skateworks	2636 Broadway St	Redwood City	San Mateo	Skateboards & Equipment	Grocers-Retail	Bakers-Retail	2,500 - 9,999
Figure Skating Pro Shop	3140 Bay Rd	Redwood City	San Mateo	Skating Equipment & Supplies	Grocers-Retail	Bakers-Retail	2,500 - 9,999
Golden State Skating Rink	1303 Main St	Redwood City	San Mateo	Skating Equipment & Supplies	Convenience Stores	Grocers-Wholesale	2,500 - 9,999
Soccer Pro	2737 El Camino Real	Redwood City	San Mateo	Soccer Equipment & Supplies	Grocers-Retail		2,500 - 9,999
Any Mountain	928 Whipple Ave	Redwood City	San Mateo	Sporting Goods-Retail	Grocers-Retail		0 - 2,499
Big 5 Sporting Goods	242 Walnut St	Redwood City	San Mateo	Sporting Goods-Retail	Guns & Gunsmiths		2,500 - 9,999
Boomerang Backboards	1130 King St	Redwood City	San Mateo	Sporting Goods-Retail	Guns & Gunsmiths		0 - 2,499
Goetz Brothers Sporting Goods	2629 Broadway St	Redwood City	San Mateo	Sporting Goods-Retail	Guns & Gunsmiths		0 - 2,499
Premier Indoor Soccer	2692 Middlefield Rd # H	Redwood City	San Mateo	Sporting Goods-Retail	Hardware-Retail		2,500 - 9,999
Soccer 90	1235 Veterans Blvd	Redwood City	San Mateo	Sporting Goods-Retail	Health & Diet Foods-Retail		2,500 - 9,999
United Soccer	2075 Broadway St	Redwood City	San Mateo	Sporting Goods-Retail	Herbs		2,500 - 9,999
Loco Boose Electric Train Shop	260 Main St # D	Redwood City	San Mateo	Toys-Retail	Hobby & Model Constr Supplies-Retail		2,500 - 9,999
Toys R Us	202 Walnut St	Redwood City	San Mateo	Toys-Retail	Hobby & Model Constr Supplies-Retail		2,500 - 9,999
Kirby Co	2600 Spring St	Redwood City	San Mateo	Vacuum Cleaners-Household-Dealers	Hardware-Retail	Home Improvements	40,000+
Beam Central Cleaning Systems	837 Main St	Redwood City	San Mateo	Vacuum Cleaning Systems (Whls)	Kosher Foods	Bread/Other Bakery Prod-Ex Cookies	2,500 - 9,999

99 Cents Store & Over	3131 Middlefield Rd	Redwood City	San Mateo	Variety Stores	Liquors-Retail		0 - 2,499
Big Lots	1525 Broadway St	Redwood City	San Mateo	Variety Stores	Liquors-Retail	Wines-Retail	0 - 2,499
Dollar Deal	1279 Veterans Blvd	Redwood City	San Mateo	Variety Stores	Liquors-Retail		0 - 2,499
Super Mart	665 El Camino Real	Redwood City	San Mateo	Variety Stores	Grocers-Retail		0 - 2,499
Planet Mix	1322 El Camino Real	Redwood City	San Mateo	Video Games	Liquors-Retail		0 - 2,499
Signature Devices Inc	275 Shoreline Dr # 120	Redwood City	San Mateo	Video Games	Meat-Retail		2,500 - 9,999
Apple Health Foods	1011 El Camino Real	Redwood City	San Mateo	Vitamin & Food Supplements	Grocers-Retail		0 - 2,499
GNC	2539 El Camino Real	Redwood City	San Mateo	Vitamin & Food Supplements	Meat-Retail		0 - 2,499
K & L Wine Clubs	3033 El Camino Real	Redwood City	San Mateo	Wines-Retail	Mexican & Latin American Food Products		2,500 - 9,999
K & L Wine Merchants	3005 El Camino Real	Redwood City	San Mateo	Wines-Retail	Mexican Goods		2,500 - 9,999
Russian Ridge Winery LLC	20245 Skyline Blvd	Redwood City	San Mateo	Wines-Retail	Consignment Shops		0 - 2,499
Avenue	344 Walnut St	Redwood City	San Mateo	Women's Apparel-Retail	Novelties-Retail		2,500 - 9,999
Cassandra's Clothes	2579 Middlefield Rd	Redwood City	San Mateo	Women's Apparel-Retail	Hardware-Retail		2,500 - 9,999
Dress Barn	1035 El Camino Real	Redwood City	San Mateo	Women's Apparel-Retail	Computer Parts & Supplies	Printers (Mfrs)	2,500 - 9,999
Elvia's Boutique	1502 Main St # A	Redwood City	San Mateo	Women's Apparel-Retail	Party Supplies	Linen Supply Service	2,500 - 9,999
Fashion Tune	336 Walnut St	Redwood City	San Mateo	Women's Apparel-Retail	Party Supplies		0 - 2,499
Pickled	2652 Broadway St	Redwood City	San Mateo	Women's Apparel-Retail	Party Supplies		0 - 2,499
Styles For Less	328 Walnut St	Redwood City	San Mateo	Women's Apparel-Retail	Party Supplies		2,500 - 9,999
Onq Solutions Inc	1505 Woodside Rd	Redwood City	San Mateo	Wood Products	Pet Shops		2,500 - 9,999
Val Teck Hardwood Floors	210 Hemlock Ave	Redwood City	San Mateo	Wood Products	Pharmacies		10,000 - 39,999
Faby's Jewelers	1740 El Camino Real	Redwood City	San Mateo	Jewelers-Retail	Pharmacies		10,000 - 39,999
Glitterbug	1434 Fernside St	Redwood City	San Mateo	Jewelers-Retail	Pharmacies		10,000 - 39,999
Golden Time Jewelers	2426 Broadway St	Redwood City	San Mateo	Jewelers-Retail	Pharmacies		10,000 - 39,999

Jackson Square Fine Jewels	2808 El Camino Real	Redwood City	San Mateo	Jewelers-Retail	Variety Stores	Vitamin & Food Supplements	10,000 - 39,999
Jewelry Etc	2075 Broadway St	Redwood City	San Mateo	Jewelers-Retail	Pharmacies		2,500 - 9,999
Jewelry Exchange	1286 Oddstad Dr	Redwood City	San Mateo	Jewelers-Retail	Variety Stores	Vitamin & Food Supplements	10,000 - 39,999
Joyeria 3RRR	3090 Middlefield Rd	Redwood City	San Mateo	Jewelers-Retail	Variety Stores	Vitamin & Food Supplements	10,000 - 39,999
Joyeria Esmeralda	3223 Middlefield Rd	Redwood City	San Mateo	Jewelers-Retail	Variety Stores	Vitamin & Food Supplements	10,000 - 39,999
Nancy Rocks	4 Bradley Ct	Redwood City	San Mateo	Jewelers-Retail	Retail Shops		40,000+
Orion's Belt	262 Poplar Ave	Redwood City	San Mateo	Jewelers-Retail	Convenience Stores	Tire-Dealers-Retail	0 - 2,499
S H Silver Co	2055 Woodside Rd # 200	Redwood City	San Mateo	Jewelers-Retail	Service Stations-Gasoline & Oil	Mufflers & Exhaust Systems-Engine	0 - 2,499
Sisterworks	982 15th Ave	Redwood City	San Mateo	Jewelers-Retail	Service Stations-Gasoline & Oil		0 - 2,499
St Regal Jewelers	850 Main St	Redwood City	San Mateo	Jewelers-Retail	Service Stations-Gasoline & Oil	Alternative Fuels	0 - 2,499
Tess Lauffer Design	568 Marlin Ct	Redwood City	San Mateo	Jewelers-Retail	Service Stations-Gasoline & Oil		0 - 2,499
Valari Coins & Jewelry	2739 El Camino Real	Redwood City	San Mateo	Jewelers-Retail	Service Stations-Gasoline & Oil		0 - 2,499
Los Gatos Gourmet LLC	PO Box 414	Estates S San	Santa Clara	Gourmet Shops	Service Stations-Gasoline & Oil	Alternative Fuels	0 - 2,499
Sen's Antiques Inc	432 N Canal St # 5	Francisco S San	San Mateo	Antiques-Dealers	Convenience Stores		0 - 2,499
Hope Joyous	3606 Georgetown Ct	Francisco S San	San Mateo	Book Dealers-Retail	Service Stations-Gasoline & Oil	Automobile Repairing & Service	0 - 2,499
Varrius Music Publishing	550 Miller Ave	Francisco S San	San Mateo	Book Dealers-Retail	Service Stations-Gasoline & Oil		0 - 2,499
Susan Kan	122 Carnelian Rd	Francisco S San	San Mateo	Boutique Items-Retail	Service Stations-Gasoline & Oil	Alternative Fuels	0 - 2,499
Dragonfly Designs Jewelry	55 Nursery Way	Francisco S San	San Mateo	Camps	Service Stations-Gasoline & Oil		0 - 2,499
See's Candies	210 El Camino Real	Francisco S San	San Mateo	Candy & Confectionery-Retail	Service Stations-Gasoline & Oil	Automobile Repairing & Service	0 - 2,499
See's Candies	400 S Airport Blvd	Francisco S San	San Mateo	Candy & Confectionery-Retail	Service Stations-Gasoline & Oil		0 - 2,499
Spumoni Licensing	310 Shaw Rd # A	Francisco S San	San Mateo	Childrens & Infants Wear-Retail	Service Stations-Gasoline & Oil		0 - 2,499
Galaxxi Smoke Shop	132 Hazelwood Dr	Francisco S San	San Mateo	Cigar Cigarette & Tobacco Dealers-Retail	Service Stations-Gasoline & Oil		0 - 2,499
Red & Orange	520 Park Way	Francisco S San	San Mateo	Cigar Cigarette & Tobacco Dealers-Retail	Service Stations-Gasoline & Oil	Alternative Fuels	0 - 2,499

Ammatec	123 S Linden Ave	S San Francisco	San Mateo	Clothing-Retail	Service Stations-Gasoline & Oil		0 - 2,499
LA Strada Clothing Co Corp	2462 Rowntree Way	S San Francisco	San Mateo	Clothing-Retail	Service Stations-Gasoline & Oil	Cigar Cigarette & Tobacco Dealers-Retail	0 - 2,499
Goel Mansi	3787 Cork Pl	S San Francisco	San Mateo	Collectibles	Shoes-Retail		2,500 - 9,999
Tangle Toys	385 Oyster Point Blvd	S San Francisco	San Mateo	Collectibles	Skating Equipment & Supplies		2,500 - 9,999
7-Eleven	1136 Mission Rd	S San Francisco	San Mateo	Convenience Stores	Sporting Goods-Retail		0 - 2,499
7-Eleven	3515 Callan Blvd	S San Francisco	San Mateo	Convenience Stores	Sporting Goods-Retail	Golf Equipment & Supplies-Retail	2,500 - 9,999
7-Eleven	3961 Callan Blvd	S San Francisco	San Mateo	Convenience Stores	Sportswear-Retail		2,500 - 9,999
7-Eleven	635 El Camino Real	S San Francisco	San Mateo	Convenience Stores	Sportswear-Retail		2,500 - 9,999
Grand Fortune Food	321 Grand Ave	S San Francisco	San Mateo	Convenience Stores	Surfboards		0 - 2,499
Avon	405 Grand Ave	S San Francisco	San Mateo	Cosmetics & Perfumes-Retail	Toys-Retail		2,500 - 9,999
Avon Products Inc	685 Spruce Ave	S San Francisco	San Mateo	Cosmetics & Perfumes-Retail	Trading Posts		0 - 2,499
Earthtone Cosmetics	325 Ponderosa Rd	S San Francisco	San Mateo	Cosmetics & Perfumes-Retail	Trading Posts		0 - 2,499
Nailware	100 Produce Ave # I	S San Francisco	San Mateo	Cosmetics & Perfumes-Retail	Trading Posts	Health Food Products-Manufacturers	2,500 - 9,999
AITOH Co	362 Littlefield Ave	S San Francisco	San Mateo	Craft Supplies	T-Shirts-Retail		2,500 - 9,999
CRAFT4LESS.COM	2405 Rowntree Way	S San Francisco	San Mateo	Crafts	Vacuum Cleaners-Household-Dealers	Vacuum Cleaners-Repairing & Parts	2,500 - 9,999
Liberty Deli Mart	812 Linden Ave	S San Francisco	San Mateo	Delicatessens	Variety Stores		0 - 2,499
Diamonds & Sapphires	415 Grand Ave	S San Francisco	San Mateo	Diamonds	Retail Shops		2,500 - 9,999
Best Buy	91 Westborough Blvd # 100	S San Francisco	San Mateo	Electronic Equipment & Supplies-Retail	Variety Stores	Housewares-Retail	0 - 2,499
Radioshack	2234 Westborough Blvd	S San Francisco	San Mateo	Electronic Equipment & Supplies-Retail	Variety Stores		0 - 2,499
S F Electronics	52 S Linden Ave	S San Francisco	San Mateo	Electronic Equipment & Supplies-Retail	Variety Stores		0 - 2,499
Gunne SAX Outlet	494 Forbes Blvd	S San Francisco	San Mateo	Factory Outlets	Wines-Retail		0 - 2,499
Jeannette Inc	130 Produce Ave	S San Francisco	San Mateo	Fashion Designers	Wines-Retail		0 - 2,499
Oyster Point Bait & Tackle	985 Marina Blvd	S San Francisco	San Mateo	Fishing Bait	Wines-Retail		0 - 2,499

Hi's Tackle Box	40 Chestnut Ave	S San Francisco	San Mateo	Fishing Tackle-Dealers	Men's Clothing & Furnishings-Retail		2,500 - 9,999
Allied Food Equipment Parts	2376 Shannon Dr	S San Francisco	San Mateo	Food Products-Retail	Women's Apparel-Retail		0 - 2,499
Auntie M's Fine Foods & Pstrs	1127 El Camino Real	S San Francisco	San Mateo	Food Products-Retail	Wood Products		2,500 - 9,999
Ceadrlane Natural Food Inc	150 Airport Blvd	S San Francisco	San Mateo	Food Products-Retail	Wood Products		2,500 - 9,999
Food People Inc	268 Michelle Ct	S San Francisco	San Mateo	Food Products-Retail	Wood Products		2,500 - 9,999
Polenta Co	139 Mitchell Ave # 225	S San Francisco	San Mateo	Food Products-Retail	Needlework & Needlework Materials-Retail		2,500 - 9,999
Renaissance Specialty Foods	260 S Maple Ave	S San Francisco	San Mateo	Food Products-Retail	Women's Apparel-Retail	Boutique Items-Retail	10,000 - 39,999
Andrighetto Produce Inc	PO Box 2328	S San Francisco	San Mateo	Fruits & Vegetables & Produce-Retail	Apparel & Garments-Retail		2,500 - 9,999
Andrighetto Produce Inc	155 Terminal Ct # 24	S San Francisco	San Mateo	Fruits & Vegetables & Produce-Retail	Pet Shops		2,500 - 9,999
Ayar Produce Market	106 Spruce Ave	S San Francisco	San Mateo	Fruits & Vegetables & Produce-Retail	Aquariums & Aquarium Supls	Water Treatment Equip Svc & Supls	2,500 - 9,999
Chavarria's Market	900 Linden Ave	S San Francisco	San Mateo	Fruits & Vegetables & Produce-Retail	Baby Accessories		10,000 - 39,999
Coast Citrus Distributors	229 Littlefield Ave	S San Francisco	San Mateo	Fruits & Vegetables & Produce-Retail	Book Dealers-Retail		2,500 - 9,999
Earthquake Produce	131 Terminal Ct # 57	S San Francisco	San Mateo	Fruits & Vegetables & Produce-Retail	Book Dealers-Retail	Wifi Hotspots	2,500 - 9,999
Fruit Guys	405 Victory Ave # D	S San Francisco	San Mateo	Fruits & Vegetables & Produce-Retail	Boutique Items-Retail		2,500 - 9,999
T M Summit Inc	125 Terminal Ct # 40	S San Francisco	San Mateo	Fruits & Vegetables & Produce-Retail	Boutique Items-Retail		2,500 - 9,999
Giorgi Brothers	211 Baden Ave	S San Francisco	San Mateo	Furniture-Dealers-Retail	Candles		2,500 - 9,999
Ace Casino Game Rentals	150 Starlite St	S San Francisco	San Mateo	Games & Game Supplies	Candy & Confectionery-Retail		0 - 2,499
Giannini Garden Ornaments Inc	225 Shaw Rd	S San Francisco	San Mateo	Garden Ornaments	Chinese Food Products		2,500 - 9,999
Partyland	425 Grand Ave	S San Francisco	San Mateo	General Merchandise-Retail	Cigar Cigarette & Tobacco Dealers-Retail		0 - 2,499
Clay Art Studio	239 Utah Ave	S San Francisco	San Mateo	Gift Shops	Men's Clothing & Furnishings-Retail	Women's Apparel-Retail	2,500 - 9,999
Emmanuel Dios Con Nosotros	304 California Ave	S San Francisco	San Mateo	Gift Shops	Women's Apparel-Retail		10,000 - 39,999
Forklift Brands Inc	161 Starlite St	S San Francisco	San Mateo	Gift Shops	Women's Apparel-Retail		10,000 - 39,999
Iris Flowers & Gift Shop	220 Maple Ave	S San Francisco	San Mateo	Gift Shops	Men's Clothing & Furnishings-Retail	Women's Apparel-Retail	2,500 - 9,999

Maria Tusin Inc	3790 Cork Pl	S San Francisco	San Mateo	Gift Shops	Department Stores		10,000 - 39,999
Sfdisplaycom LLC	400 Forbes Blvd # 3	S San Francisco	San Mateo	Gift Shops	Men's Clothing & Furnishings-Retail	Women's Apparel-Retail	10,000 - 39,999
CTC Food Intl	131 W Harris Ave	S San Francisco	San Mateo	Gourmet Shops	Clothing-Retail		2,500 - 9,999
My Nonni's Italian Foods	536 Orange Ave	S San Francisco	San Mateo	Grocers-Ethnic Foods	Men's Clothing & Furnishings-Retail	Women's Apparel-Retail	10,000 - 39,999
Alfredo's Market	722 Linden Ave	S San Francisco	San Mateo	Grocers-Retail	Clothing-Retail		2,500 - 9,999
Estrada's Meat Market	612 Linden Ave	S San Francisco	San Mateo	Grocers-Retail	Clothing-Retail		2,500 - 9,999
Good & Rich Dairy	130 S Spruce Ave	S San Francisco	San Mateo	Grocers-Retail	Women's Apparel-Retail		10,000 - 39,999
Gourmet Express	360 Harbor Way	S San Francisco	San Mateo	Grocers-Retail	Women's Apparel-Retail		10,000 - 39,999
J & J Market	115 Grand Ave	S San Francisco	San Mateo	Grocers-Retail	Department Stores	Men's Clothing & Furnishings-Retail	10,000 - 39,999
Little Saigon	7 Linden Ave	S San Francisco	San Mateo	Grocers-Retail	Clothing-Retail		10,000 - 39,999
Lunardi's Supermarket Inc	432 N Canal St # 22	S San Francisco	San Mateo	Grocers-Retail	Antiques-Dealers	Commercial Printing Nec (Mfrs)	0 - 2,499
Nestle Waters North Amer Inc	7 S Linden Ave	S San Francisco	San Mateo	Grocers-Retail	Convenience Stores	Grocers-Retail	2,500 - 9,999
Oasis Wic Market	444 Grand Ave	S San Francisco	San Mateo	Grocers-Retail	Convenience Stores	Grocers-Retail	0 - 2,499
Pacific Supermarket	1015 El Camino Real	S San Francisco	San Mateo	Grocers-Retail	Convenience Stores	Grocers-Retail	0 - 2,499
Pak N Save	2255 Gellert Blvd	S San Francisco	San Mateo	Grocers-Retail	Convenience Stores	Gasoline & Oil Bulk Stations (Whls)	0 - 2,499
Safeway	170 El Camino Real	S San Francisco	San Mateo	Grocers-Retail	Convenience Stores	Grocers-Retail	0 - 2,499
Safeway	30 Chestnut Ave	S San Francisco	San Mateo	Grocers-Retail	Cookies & Crackers	Cookies & Crackers-Wholesale	0 - 2,499
Smart & Final	249 Kenwood Way	S San Francisco	San Mateo	Grocers-Retail	Cosmetics & Perfumes-Retail		2,500 - 9,999
Trader Joe's	301 Mc Lellan Dr	S San Francisco	San Mateo	Grocers-Retail	Hair Goods & Supplies-Retail	Beauty Salons-Equipment & Supplies-Mfrs	2,500 - 9,999
Valencia Market	354 Commercial Ave	S San Francisco	San Mateo	Grocers-Retail	Hair Goods & Supplies-Retail	Beauty Salons-Equipment & Supls (Whls)	2,500 - 9,999
Grand Ave Hardware	306 Grand Ave	S San Francisco	San Mateo	Guns & Gunsmiths	Cosmetics & Perfumes-Retail		0 - 2,499
Two Guns Press	152 Utah Ave	S San Francisco	San Mateo	Guns & Gunsmiths	Department Stores	Home Accessories & Furnishings	40,000+
Two Guns Press	710 Dubuque Ave	S San Francisco	San Mateo	Guns & Gunsmiths	Department Stores	Retail Shops	40,000+

Frank Giffra & Sons	240 Grand Ave	S San Francisco	San Mateo	Hardware-Retail	Tools-New & Used	Home Accessories & Furnishings	40,000+
Joy Summation Inc	451 Victory Ave # 3	S San Francisco	San Mateo	Health & Diet Foods-Retail	Department Stores	Home Accessories & Furnishings	40,000+
Lung Shing Co LLC	551 Railroad Ave	S San Francisco	San Mateo	Herbs	Appliances-Household-Major-Dealers	Cellular Telephones (Services)	40,000+
All Speed Hobbies	230 S Spruce Ave	S San Francisco	San Mateo	Hobby & Model Constr Supplies-Retail	Electronic Equipment & Supplies-Retail		2,500 - 9,999
Hobby Engineering		S San Francisco	San Mateo	Hobby & Model Constr Supplies-Retail	Electronic Equipment & Supplies-Retail	Data Processing Equipment (Whls)	2,500 - 9,999
Internet	282 Harbor Way	S San Francisco	San Mateo		Electronic Equipment & Supplies-Retail	Data Processing Equipment (Whls)	2,500 - 9,999
Lowe's Home Improvement	720 Dubuque Ave	S San Francisco	San Mateo	Home Centers	Electronic Equipment & Supplies-Retail		2,500 - 9,999
Wedemeyer's Bakery	314 Harbor Way	S San Francisco	San Mateo	Kosher Foods	Electronic Equipment & Supplies-Retail		0 - 2,499
Al's Liquors	479 Grand Ave	S San Francisco	San Mateo	Liquors-Retail	Fruits & Vegetables & Produce-Retail		0 - 2,499
Buri Buri Liquor	71 Camaritas Ave	S San Francisco	San Mateo	Liquors-Retail	Fruits & Vegetables & Produce-Retail		0 - 2,499
Mand Liquor & Food Mart	200 San Felipe Ave	S San Francisco	San Mateo	Liquors-Retail	Video Games		2,500 - 9,999
School House Groceries	598 Baden Ave	S San Francisco	San Mateo	Liquors-Retail	Video Games	Lan Gaming Centers	2,500 - 9,999
Winston Liquors	103 Hickey Blvd	S San Francisco	San Mateo	Liquors-Retail	General Merchandise-Retail		0 - 2,499
Carniceria Tapa	801 1/2 Linden Ave	S San Francisco	San Mateo	Meat-Retail	General Merchandise-Retail		0 - 2,499
Halal Meat Market	1053 El Camino Real	S San Francisco	San Mateo	Meat-Retail	Gift Shops		0 - 2,499
Shabuway Inc	150 Associated Rd	S San Francisco	San Mateo	Meat-Retail	Gift Shops		0 - 2,499
Panaderia Hernandez	390 Grand Ave	S San Francisco	San Mateo	Mexican & Latin American Food Products	Gift Shops		0 - 2,499
Panderiaa Hernandez	401 Grand Ave	S San Francisco	San Mateo	Mexican Goods	Gift Shops		0 - 2,499
A Shoppe Ten-Millbrae	PO Box 223	S San Francisco	San Mateo	Miscellaneous Retail Stores Nec	Gifts-Specialty		2,500 - 9,999
Chang Enterprises	429 Littlefield Ave	S San Francisco	San Mateo	Novelties-Retail	Gift Shops		2,500 - 9,999
Orchard Supply Hardware	2245 Gellert Blvd	S San Francisco	San Mateo	Nurserymen	Gifts-Specialty	Engravers-Metal (Mfrs)	2,500 - 9,999
Staples	470 Noor Ave	S San Francisco	San Mateo	Office Supplies	Girls Apparel	Childrens & Infants Wear-Retail	10,000 - 39,999
AGS Quality Linen Rental	915 Linden Ave # A	S San Francisco	San Mateo	Party Supplies	Gold Silver & Platinum-Dealers		0 - 2,499
Always Great Svc Quality	244 Hillside Blvd	S San Francisco	San Mateo	Party Supplies	Greeting Cards-Retail		2,500 - 9,999



Kick Prints	90 S Spruce Ave # Q	S San Francisco	San Mateo	Party Supplies	Grocers-Retail		0 - 2,499
Partyland Creation Inc	371 Grand Ave	S San Francisco	San Mateo	Party Supplies	Grocers-Retail		0 - 2,499
Pet Club	2256 Westborough Blvd	S San Francisco	San Mateo	Pet Shops	Grocers-Retail	Importers (Whls)	0 - 2,499
Agile Pharmacy Svc LLC	61 Airport Blvd	S San Francisco	San Mateo	Pharmacies	Grocers-Retail		0 - 2,499
Anchor Drugs	161 S Spruce Ave	S San Francisco	San Mateo	Pharmacies	Grocers-Retail		0 - 2,499
Anchor Drugs & Co	481 Grand Ave	S San Francisco	San Mateo	Pharmacies	Grocers-Retail	Bakers-Retail	40,000+
Choicecare Pharmacy	90 S Spruce Ave # W	S San Francisco	San Mateo	Pharmacies	Grocers-Retail	Meat-Retail	40,000+
CVS Pharmacy	186 El Camino Real	S San Francisco	San Mateo	Pharmacies	Grocers-Retail		0 - 2,499
Sunshine Center Pharmacy	1166 Mission Rd	S San Francisco	San Mateo	Pharmacies	Grocers-Retail		2,500 - 9,999
Walgreens	179 Utah Ave	S San Francisco	San Mateo	Pharmacies	Grocers-Retail	Importers (Whls)	0 - 2,499
Walgreens	2238 Westborough Blvd	S San Francisco	San Mateo	Pharmacies	Convenience Stores	Importers (Whls)	0 - 2,499
Walgreens	399 El Camino Real	S San Francisco	San Mateo	Pharmacies	Grocers-Retail		0 - 2,499
Pacific Supermarket	3573 Callan Blvd	S San Francisco	San Mateo	Retail Shops	Grocers-Retail		0 - 2,499
Airport Shell	899 Airport Blvd	S San Francisco	San Mateo	Service Stations-Gasoline & Oil	Grocers-Retail		0 - 2,499
Arco Smog Pros	2300 Westborough Blvd	S San Francisco	San Mateo	Service Stations-Gasoline & Oil	Guns & Gunsmiths		0 - 2,499
Brentwood Service Station	209 El Camino Real	S San Francisco	San Mateo	Service Stations-Gasoline & Oil	Guns & Gunsmiths		0 - 2,499
Camino Patroleum	698 El Camino Real	S San Francisco	San Mateo	Service Stations-Gasoline & Oil	Hair Goods & Supplies-Retail		2,500 - 9,999
Chevron	300 S Airport Blvd	S San Francisco	San Mateo	Service Stations-Gasoline & Oil	Hardware-Retail		2,500 - 9,999
Chico Auto Gas STATION	401 Linden Ave	S San Francisco	San Mateo	Service Stations-Gasoline & Oil	Health & Diet Foods-Retail		2,500 - 9,999
Flyers	176 Gateway Blvd	S San Francisco	San Mateo	Service Stations-Gasoline & Oil	Health Care Products		10,000 - 39,999
Flyers	35 S Linden Ave	S San Francisco	San Mateo	Service Stations-Gasoline & Oil	Herbs		2,500 - 9,999
Grand Union 76	221 Airport Blvd	S San Francisco	San Mateo	Service Stations-Gasoline & Oil	Herbs		2,500 - 9,999
Hunter Engineering	459 Almanor Ave	S San Francisco	San Mateo	Service Stations-Gasoline & Oil	Hardware-Retail	Home Improvements	40,000+

Johnny's Shell	248 S Airport Blvd	S San Francisco	San Mateo	Service Stations-Gasoline & Oil	Lingerie		10,000 - 39,999
K P Gas	3964 Callan Blvd	S San Francisco	San Mateo	Service Stations-Gasoline & Oil	Lingerie	Cosmetics & Perfumes-Retail	10,000 - 39,999
Orange Shell Gas Station	710 El Camino Real	S San Francisco	San Mateo	Service Stations-Gasoline & Oil	Liquors-Retail	Wine Brokers (Whls)	0 - 2,499
Produce Shell	140 Produce Ave	S San Francisco	San Mateo	Service Stations-Gasoline & Oil	Liquors-Retail	Delicatessens	0 - 2,499
South City Auto Svc	710 El Camino Real	S San Francisco	San Mateo	Service Stations-Gasoline & Oil	Convenience Stores	Service Stations-Gasoline & Oil	0 - 2,499
South City Shell Svc Station	123 Linden Ave	S San Francisco	San Mateo	Service Stations-Gasoline & Oil	Liquors-Retail		0 - 2,499
South San Francisco Gas & 100	246 S Spruce Ave	S San Francisco	San Mateo	Service Stations-Gasoline & Oil	Maps-Dealers		2,500 - 9,999
Westborough Chevron	1 Westborough Blvd	S San Francisco	San Mateo	Service Stations-Gasoline & Oil	Maternity Apparel		0 - 2,499
Westborough Valero	2296 Westborough Blvd	S San Francisco	San Mateo	Service Stations-Gasoline & Oil	Meat-Retail		2,500 - 9,999
Nike	800 Dubuque Ave	S San Francisco	San Mateo	Shoes-Retail	Meat-Retail		0 - 2,499
S P Teri Inc	436 N Canal St # 1	S San Francisco	San Mateo	Skating Equipment & Supplies	Needlework & Needlework Materials-Retail		2,500 - 9,999
C & L Sporting Goods	1154 Mission Rd	S San Francisco	San Mateo	Sporting Goods-Retail	Novelties-Retail		0 - 2,499
Golf Mart	470 Noor Ave # A	S San Francisco	San Mateo	Sporting Goods-Retail	Nurserymen		2,500 - 9,999
Deportivo USA	238 Grand Ave	S San Francisco	San Mateo	Sportswear-Retail	Optical Goods-Retail		2,500 - 9,999
Kodokan Gear	19 Amberwood Cir	S San Francisco	San Mateo	Sportswear-Retail	Optical Goods-Retail	Opticians	2,500 - 9,999
Bay Area Kitesurf	151 Haskins Way # C	S San Francisco	San Mateo	Surfboards	Optical Goods-Retail	Opticians	2,500 - 9,999
Aroma Home	328 Littlefield Ave	S San Francisco	San Mateo	Toys-Retail	Party Supplies		0 - 2,499
Hai Zhu Trading Inc	1405 Huntington Ave	S San Francisco	San Mateo	Trading Posts	Party Supplies		0 - 2,499
TEC Trading Co	430 N Canal St	S San Francisco	San Mateo	Trading Posts	Perfume-Retail		2,500 - 9,999
Vincent Trading Co	434 N Canal St # 5	S San Francisco	San Mateo	Trading Posts	Pet Shops		2,500 - 9,999
Annex Screen Print Inc	430 N Canal St # 22	S San Francisco	San Mateo	T-Shirts-Retail	Pet Shops		2,500 - 9,999
Aqua Air Industries	652 Telford Ave	S San Francisco	San Mateo	Vacuum Cleaners-Household-Dealers	Pet Supplies & Foods-Retail		2,500 - 9,999
Ariel Accesorios Express	336 Grand Ave	S San Francisco	San Mateo	Variety Stores	Pet Supplies & Foods-Retail	Pet Training	2,500 - 9,999

Dollar Tree	555 El Camino Real	S San Francisco	San Mateo	Variety Stores	Variety Stores	Vitamin & Food Supplements	10,000 - 39,999
Ichiban Kan	161 Starlite St	S San Francisco	San Mateo	Variety Stores	Variety Stores	Vitamin & Food Supplements	10,000 - 39,999
Rosemary Store	349 Grand Ave	S San Francisco	San Mateo	Variety Stores	Records Tapes Cd's Used & Vintage		0 - 2,499
South City Discount Outlet	475 Grand Ave	S San Francisco	San Mateo	Variety Stores	Retail Shops		40,000+
Colombo Liquors	507 Linden Ave	S San Francisco	San Mateo	Wines-Retail	Scrapbook Albums & Supplies		2,500 - 9,999
D & M Liquors & Deli	211 Spruce Ave	S San Francisco	San Mateo	Wines-Retail	Service Stations-Gasoline & Oil	Automated Teller Machines	0 - 2,499
Wine Vault	216 Linden Ave	S San Francisco	San Mateo	Wines-Retail	Service Stations-Gasoline & Oil	Gasoline & Oil Bulk Stations (Whls)	0 - 2,499
Bestco Supplies Corp	301 Allerton Ave	S San Francisco	San Mateo	Women's Apparel-Retail	Service Stations-Gasoline & Oil	Alternative Fuels	0 - 2,499
Jeneca	371 Grand Ave	S San Francisco	San Mateo	Women's Apparel-Retail	Service Stations-Gasoline & Oil		0 - 2,499
Far East Woods Inc	28 Nursery Way	S San Francisco	San Mateo	Wood Products	Service Stations-Gasoline & Oil	Automobile Repairing & Service	0 - 2,499
Porchscapes	234 Westview Dr	S San Francisco	San Mateo	Wood Products	Service Stations-Gasoline & Oil		0 - 2,499
Ray's Pallets	160 Solenden Ave	S San Francisco	San Mateo	Wood Products	Service Stations-Gasoline & Oil		0 - 2,499
Cottage Yarns	607 W Orange Ave	S San Francisco	San Mateo	Yarn-Retail	Convenience Stores	Gas-Leaded/Lead-Free	0 - 2,499
Al's Jewelry	383 Grand Ave	S San Francisco	San Mateo	Jewelers-Retail	Service Stations-Gasoline & Oil		0 - 2,499
Alicias Jewelry	524 Avalon Dr	S San Francisco	San Mateo	Jewelers-Retail	Service Stations-Gasoline & Oil	Alternative Fuels	0 - 2,499
Joyeria Deira	349 Grand Ave	S San Francisco	San Mateo	Jewelers-Retail	Shoes-Retail		2,500 - 9,999
Joyeria Latina	319 Grand Ave	S San Francisco	San Mateo	Jewelers-Retail	Shoes-Retail		2,500 - 9,999
Laura Fanella Bbp Designs	1236 Edgewood Way	S San Francisco	San Mateo	Jewelers-Retail	Shoes-Retail		2,500 - 9,999
Claire's	1150 El Camino Real # 112	San Bruno	San Mateo	Accessories-Fashion	Shoes-Retail		2,500 - 9,999
Fresh Apparel	1150 El Camino Real # 224	San Bruno	San Mateo	Apparel & Garments-Retail	Shoes-Retail		2,500 - 9,999
Aqua Traders	395 San Bruno Ave E	San Bruno	San Mateo	Aquariums & Aquarium Supls	Shoes-Retail		2,500 - 9,999
Aquatech	395 San Bruno Ave E	San Bruno	San Mateo	Aquariums & Aquarium Supls	Shoes-Retail		2,500 - 9,999
Baby World	556 San Mateo Ave	San Bruno	San Mateo	Baby Accessories	Shoes-Retail		2,500 - 9,999
Agape Books	211 Boardwalk Ave # C	San Bruno	San Mateo	Book Dealers-Retail	Shoes-Retail		2,500 - 9,999
Barnes & Noble	1150 El Camino Real # 277	San Bruno	San Mateo	Book Dealers-Retail	Shoes-Retail		2,500 - 9,999
LA Glamor Boutique	1502 El Camino Real	San Bruno	San Mateo	Boutique Items-Retail	Skiing Equipment-Retail		2,500 - 9,999

Laxmi's Indian Boutique	630 San Mateo Ave	San Bruno	San Mateo	Boutique Items-Retail	Smoke Shops & Supplies		0 - 2,499
Jelo's Scent & Candles	1150 El Camino Real	San Bruno	San Mateo	Candles	Soccer Equipment & Supplies		0 - 2,499
Candy Bouquet	1230 El Camino Real # F	San Bruno	San Mateo	Candy & Confectionery-Retail	Sporting Goods-Retail		2,500 - 9,999
East & West Gallery	155 Tanforan Shopping Ctr	San Bruno	San Mateo	Chinese Food Products	Sporting Goods-Retail		0 - 2,499
Specialty Tobacco	1230 El Camino Real # L	San Bruno	San Mateo	Cigar Cigarette & Tobacco	Dealers-Retail		0 - 2,499
Banana Republic	850 Cherry Ave	San Bruno	San Mateo	Clothing-Retail	Sportswear-Retail	Sporting Goods-Retail	2,500 - 9,999
Charlotte Russe	1150 El Camino Real # 160	San Bruno	San Mateo	Clothing-Retail	Sunglasses & Sun Goggles		2,500 - 9,999
Forever 21	1150 El Camino Real # 238	San Bruno	San Mateo	Clothing-Retail	Swimwear & Accessories-Retail		2,500 - 9,999
Gap	850 Cherry Ave	San Bruno	San Mateo	Clothing-Retail	Television & Radio-Dealers	Video Equipment	2,500 - 9,999
GUESS	301 Tanforan Shopping Ctr	San Bruno	San Mateo	Clothing-Retail	Toys-Retail		2,500 - 9,999
Hollister Co	1150 El Camino Real # 292	San Bruno	San Mateo	Clothing-Retail	Toys-Retail		2,500 - 9,999
Hollywood Accessories	1150 El Camino Real	San Bruno	San Mateo	Clothing-Retail	Vacuum Cleaners-Household-Dealers	Household Vacuum Cleaners (Mfrs)	2,500 - 9,999
Hot Topic	301 Tanforan Shopping Ctr	San Bruno	San Mateo	Clothing-Retail	Health & Diet Foods-Retail	Cosmetics & Perfumes-Retail	2,500 - 9,999
Joppa Tanforan	1150 El Camino Real	San Bruno	San Mateo	Clothing-Retail	Health & Diet Foods-Retail	Cosmetics & Perfumes-Retail	2,500 - 9,999
Keepsakes & Memories	2451 Fleetwood Dr	San Bruno	San Mateo	Clothing-Retail	Watches-Dealers	Jewelry-Repairing	0 - 2,499
Lane Bryant	1150 El Camino Real # 297	San Bruno	San Mateo	Clothing-Retail	Wines-Retail		0 - 2,499
New York & Co	1150 El Camino Real # 237	San Bruno	San Mateo	Clothing-Retail	Women's Apparel-Retail		2,500 - 9,999
Old Navy	1150 El Camino Real # 156	San Bruno	San Mateo	Clothing-Retail	Women's Apparel-Retail		2,500 - 9,999
Tilly's	1150 El Camino Real # 163	San Bruno	San Mateo	Clothing-Retail	Women's Apparel-Retail		2,500 - 9,999
Costa's Just Things	575 San Mateo Ave	San Bruno	San Mateo	Collectibles	Women's Apparel-Retail		2,500 - 9,999
7-Eleven	105 Angus Ave W	San Bruno	San Mateo	Convenience Stores	Women's Apparel-Retail		0 - 2,499
7-Eleven	2020 Rollingwood Dr	San Bruno	San Mateo	Convenience Stores	Antiques-Dealers		0 - 2,499
7-Eleven	2100 Crestmoor Dr	San Bruno	San Mateo	Convenience Stores	Antiques-Dealers	Collectibles	0 - 2,499
AMPM	1799 El Camino Real	San Bruno	San Mateo	Convenience Stores	Antiques-Dealers		0 - 2,499
Speedy Spot	701 Jenevein Ave	San Bruno	San Mateo	Convenience Stores	Antiques-Dealers		0 - 2,499
Mrs Field's Cookies	1150 El Camino Real # 262	San Bruno	San Mateo	Cookies & Crackers	Antiques-Dealers	Collectibles	0 - 2,499
Bath & Body Works	1150 El Camino Real # 162	San Bruno	San Mateo	Cosmetics & Perfumes-Retail	Antiques-Dealers		0 - 2,499
Peninsula Beauty Supply	851 Cherry Ave # 18	San Bruno	San Mateo	Cosmetics & Perfumes-Retail	Antiques-Dealers		0 - 2,499
Sally Beauty Supply	1252 El Camino Real # A	San Bruno	San Mateo	Cosmetics & Perfumes-Retail	Book Dealers-Retail		0 - 2,499
Ulta Beauty	1150 El Camino Real	San Bruno	San Mateo	Cosmetics & Perfumes-Retail	Book Dealers-Retail		2,500 - 9,999
J C Penney Co	1122 El Camino Real	San Bruno	San Mateo	Department Stores	Book Dealers-Retail		2,500 - 9,999
Marshalls	1268 El Camino Real	San Bruno	San Mateo	Department Stores	Book Dealers-Used & Rare		0 - 2,499
Sears	1178 El Camino Real	San Bruno	San Mateo	Department Stores	Boutique Items-Retail		2,500 - 9,999
Target	1150 El Camino Real # 300	San Bruno	San Mateo	Department Stores	Childrens & Infants Wear-Retail		2,500 - 9,999
Best Buy	1250 El Camino Real	San Bruno	San Mateo	Electronic Equipment & Supplies-Retail	Cigar Cigarette & Tobacco Dealers-Retail		0 - 2,499

Radioshack	1150 El Camino Real	San Bruno	San Mateo	Electronic Equipment & Supplies-Retail	Cigar Cigarette & Tobacco Dealers-Retail		0 - 2,499
Radioshack	1670 El Camino Real	San Bruno	San Mateo	Electronic Equipment & Supplies-Retail	Cigar Cigarette & Tobacco Dealers-Retail		0 - 2,499
Radioshack	813 Cherry Ave	San Bruno	San Mateo	Electronic Equipment & Supplies-Retail	Clothing-Retail		2,500 - 9,999
Super Image Electronics	549 4th Ave	San Bruno	San Mateo	Electronic Equipment & Supplies-Retail	Clothing-Retail		2,500 - 9,999
Mexicana Produce Market	512 San Mateo Ave	San Bruno	San Mateo	Fruits & Vegetables & Produce-Retail	Clothing-Retail	Fashion Designers	2,500 - 9,999
Parkview Produce	1821 Parkview Dr	San Bruno	San Mateo	Fruits & Vegetables & Produce-Retail	Clothing-Used		0 - 2,499
Gamestop	1150 El Camino Real # 191	San Bruno	San Mateo	Games & Game Supplies	Comic Books		0 - 2,499
Gamestop	851 Cherry Ave	San Bruno	San Mateo	Games & Game Supplies	Computers-Dealers-Used		2,500 - 9,999
Designers Center Inc Pfankuch Irrigation Speclsts	226 Tanforan Shopping Ctr # 2 201 Piedmont Ave	San Bruno	San Mateo	General Merchandise-Retail	Convenience Stores	Grocers-Retail	0 - 2,499
Betty's Ceramic Gifts & Btq	101 Allen Dr	San Bruno	San Mateo	General Merchandise-Retail	Cosmetics & Perfumes-Retail		0 - 2,499
Blue Heaven Gift Designers Center	1150 El Camino Real # 264 1150 El Camino Real # 226	San Bruno	San Mateo	Gift Shops	Cosmetics & Perfumes-Retail	Retail Shops	0 - 2,499
Gifts From Around The World	PO Box 351	San Bruno	San Mateo	Gift Shops	Department Stores	Retail Shops	40,000+
Spencer Gifts	1150 El Camino Real # 166	San Bruno	San Mateo	Gift Shops	Department Stores		40,000+
Steve's Hallmark	1150 El Camino Real # 203	San Bruno	San Mateo	Gift Shops	Miniature Items For Collectors		2,500 - 9,999
Things Remembered	1150 El Camino Real # 250	San Bruno	San Mateo	Gift Shops	Electronic Equipment & Supplies-Retail		2,500 - 9,999
Justice Just For Girls	1150 El Camino Real # 144	San Bruno	San Mateo	Girls Apparel	Electronic Equipment & Supplies-Retail		0 - 2,499
R & R Silver Recovery Studio Chiyori	333 Cypress Ave 411 Piccadilly Pl # 12	San Bruno	San Mateo	Gold Silver & Platinum-Dealers	Electronic Equipment & Supplies-Retail		2,500 - 9,999
Besan's International Market	480 San Mateo Ave	San Bruno	San Mateo	Greeting Cards-Retail	Fabric Shops	Slip Covers	2,500 - 9,999
Cuquio Produce	632 San Mateo Ave	San Bruno	San Mateo	Grocers-Retail	Fishing Tackle-Dealers		2,500 - 9,999
Fiji Market	621 San Mateo Ave	San Bruno	San Mateo	Grocers-Retail	Food Markets		2,500 - 9,999
Grand Leader Market	600 San Mateo Ave	San Bruno	San Mateo	Grocers-Retail	Food Products-Retail		0 - 2,499
Ichiban Kan	1150 El Camino Real # 164	San Bruno	San Mateo	Grocers-Retail	Fruits & Vegetables & Produce-Retail		0 - 2,499
Lucky	1322 El Camino Real	San Bruno	San Mateo	Grocers-Retail	Miscellaneous Retail Stores Nec		2,500 - 9,999
Lunardi's Markets	2801 San Bruno Ave W	San Bruno	San Mateo	Grocers-Retail	Consignment Shops	Furniture-Used Repair Shops & Related Services Nec	10,000 - 39,999
Mid East Market	1776 El Camino Real	San Bruno	San Mateo	Grocers-Retail	Sporting Goods-Retail		10,000 - 39,999
Mollie Stone's Markets	851 Cherry Ave # 22	San Bruno	San Mateo	Grocers-Retail	Video Games		2,500 - 9,999
				Grocers-Retail	Games & Game Supplies		2,500 - 9,999

Neelam Pacific Market	492 San Mateo Ave	San Bruno	San Mateo	Grocers-Retail	General Merchandise-Retail		10,000 - 39,999
Patel India Foods	650 San Bruno Ave E	San Bruno	San Mateo	Grocers-Retail	General Merchandise-Retail		0 - 2,499
Regal Baths LLC	355 San Bruno Ave E	San Bruno	San Mateo	Grocers-Retail	Greeting Cards-Retail		2,500 - 9,999
Sam's Food Market	899 San Mateo Ave	San Bruno	San Mateo	Grocers-Retail	Gift Shops		0 - 2,499
South Seas Market	612 San Mateo Ave	San Bruno	San Mateo	Grocers-Retail	Gift Shops		2,500 - 9,999
Golden Gate Guns	360 El Camino Real	San Bruno	San Mateo	Guns & Gunsmiths	Gift Shops		0 - 2,499
Tabor Shooters Supply	471 El Camino Real	San Bruno	San Mateo	Guns & Gunsmiths	Gold Silver & Platinum-Dealers	Gold Silver & Platinum-Buyers (Whls)	0 - 2,499
Her Styler	4150 El Camino Real	San Bruno	San Mateo	Hair Goods & Supplies-Retail	Tennis Equipment & Supplies-Retail	Racquets-Restraining & Repairing	2,500 - 9,999
G&P Tools	110 London Ct	San Bruno	San Mateo	Hardware-Retail	Gourmet Shops		2,500 - 9,999
Golden New Life Intl	606 Skyline Blvd	San Bruno	San Mateo	Health & Diet Foods-Retail	Grocers-Retail		0 - 2,499
Harbor Outlets	561 San Mateo Ave	San Bruno	San Mateo	Health Care Products	Convenience Stores		2,500 - 9,999
Herbal Mineral	330 Amador Ave	San Bruno	San Mateo	Herbs	Grocers-Retail		0 - 2,499
International Herbal Inc	861 San Bruno Ave W	San Bruno	San Mateo	Herbs	Guns & Gunsmiths	Fishing Tackle-Dealers	2,500 - 9,999
Lowe's Home Improvement	1340 El Camino Real	San Bruno	San Mateo	Home Centers	Health & Diet Foods-Retail		2,500 - 9,999
Fredericks Of Hollywood	1150 El Camino Real # 101	San Bruno	San Mateo	Lingerie	Health & Diet Foods-Retail		2,500 - 9,999
Victoria's Secret BEVMO!	1150 El Camino Real # 287 1282 El Camino Real	San Bruno San Bruno	San Mateo San Mateo	Lingerie Liquors-Retail	Health & Diet Foods-Retail Herbs	Vitamin & Food Supplements	2,500 - 9,999 2,500 - 9,999
LA Dora Liquors & Deli	604 San Bruno Ave W	San Bruno	San Mateo	Liquors-Retail	Hobby & Model Constr Supplies-Retail		2,500 - 9,999
Mini Mart	297 San Bruno Ave E	San Bruno	San Mateo	Liquors-Retail	Hobby & Model Constr Supplies-Retail		2,500 - 9,999
San Bruno Liquors	542 San Mateo Ave	San Bruno	San Mateo	Liquors-Retail	Hardware-Retail	Home Improvements	40,000+
Zenrin Co LTD	851 Traeger Ave # 210	San Bruno	San Mateo	Maps-Dealers	Lawn & Garden Equip & Supplies-Retail		0 - 2,499
Lovely Bump	509 San Mateo Ave	San Bruno	San Mateo	Maternity Apparel	Liquors-Retail		0 - 2,499
Los Primos Meat Market	599 San Mateo Ave	San Bruno	San Mateo	Meat-Retail	Liquors-Retail		0 - 2,499
Valencia Super Market	599 San Mateo Ave	San Bruno	San Mateo	Meat-Retail	Luggage-Retail	Luggage (Mfrs)	10,000 - 39,999
Fabric Nonsense	106 Quail Point Cir	San Bruno	San Mateo	Needlework & Needlework Materials-Retail	Grocers-Retail		2,500 - 9,999
Tonys Sports Novelties	482 San Bruno Ave W	San Bruno	San Mateo	Novelties-Retail	Men's Clothing & Furnishings-Retail		2,500 - 9,999
Sloat Garden Ctr	675 El Camino Real	San Bruno	San Mateo	Nurserymen	Office Supplies		2,500 - 9,999
J C Penney Optical	1122 El Camino Real	San Bruno	San Mateo	Optical Goods-Retail	Party Supplies	Party Planning Service	2,500 - 9,999
Lenscrafters	1150 El Camino Real # 265	San Bruno	San Mateo	Optical Goods-Retail	Costumes-Masquerade & Theatrical	Party Planning Service	0 - 2,499
Sears Optical	1178 El Camino Real	San Bruno	San Mateo	Optical Goods-Retail	Balloons-Novelty & Toy		2,500 - 9,999
Making Memories	221 El Camino Real	San Bruno	San Mateo	Party Supplies	Party Supplies		0 - 2,499
Party For Less	496 San Mateo Ave	San Bruno	San Mateo	Party Supplies	Party Supplies		0 - 2,499
Perfumerie	1150 El Camino Real # 267	San Bruno	San Mateo	Perfume-Retail	Party Supplies		0 - 2,499
Pet Stop Of The Peninsula	851 Cherry Ave # 27115	San Bruno	San Mateo	Pet Shops	Pet Supplies & Foods-Retail		2,500 - 9,999

Pet World	1561 Donner Ave	San Bruno	San Mateo	Pet Shops	Pet Supplies & Foods-Retail		2,500 - 9,999
Bay Area Whole Pets	478 San Mateo Ave	San Bruno	San Mateo	Pet Supplies & Foods-Retail	Pet Supplies & Foods-Retail	Pet Training	2,500 - 9,999
PETCO	1150 El Camino Real # 167	San Bruno	San Mateo	Pet Supplies & Foods-Retail	Variety Stores	Vitamin & Food Supplements	10,000 - 39,999
CVS Pharmacy	851 Cherry Ave # 10	San Bruno	San Mateo	Pharmacies	Variety Stores	Vitamin & Food Supplements	10,000 - 39,999
Walgreens	333 El Camino Real	San Bruno	San Mateo	Pharmacies	Variety Stores	Vitamin & Food Supplements	10,000 - 39,999
Ultra Sounz	482 San Mateo Ave	San Bruno	San Mateo	Records Tapes Cd's Used & Vintage	Pharmacies		2,500 - 9,999
Dollar Super Store	637 San Mateo Ave	San Bruno	San Mateo	Retail Shops	Sewing Machines-Household	Fabric Shops	2,500 - 9,999
Scrap Book Nook	458 San Mateo Ave	San Bruno	San Mateo	Scrapbook Albums & Supplies	Quilting Materials & Supplies	Blankets Retail	2,500 - 9,999
Crestmoor Auto Ctr	2901 San Bruno Ave W	San Bruno	San Mateo	Service Stations-Gasoline & Oil	Scrapbook Albums & Supplies	Craft Supplies	2,500 - 9,999
Flyers	999 Bayhill Dr # 165	San Bruno	San Mateo	Service Stations-Gasoline & Oil	Service Stations-Gasoline & Oil		0 - 2,499
Rollingwood Gas & Shop	2001 Rollingwood Dr	San Bruno	San Mateo	Service Stations-Gasoline & Oil	Service Stations-Gasoline & Oil	Automated Teller Machines	0 - 2,499
San Bruno 76	401 San Mateo Ave	San Bruno	San Mateo	Service Stations-Gasoline & Oil	Service Stations-Gasoline & Oil	Automated Teller Machines	0 - 2,499
San Bruno Ave 76 Auto Repair	717 San Bruno Ave E	San Bruno	San Mateo	Service Stations-Gasoline & Oil	Service Stations-Gasoline & Oil	Automated Teller Machines	0 - 2,499
San Bruno Shell	798 El Camino Real	San Bruno	San Mateo	Service Stations-Gasoline & Oil	Shoes-Retail		2,500 - 9,999
Shelter Creek Chevron	2101 San Bruno Ave W	San Bruno	San Mateo	Service Stations-Gasoline & Oil	Shoes-Retail		2,500 - 9,999
Tanforan Shell	1199 El Camino Real	San Bruno	San Mateo	Service Stations-Gasoline & Oil	Shoes-Retail		2,500 - 9,999
Valero	310 San Bruno Ave E	San Bruno	San Mateo	Service Stations-Gasoline & Oil	Shoes-Retail		2,500 - 9,999
Valero	800 El Camino Real	San Bruno	San Mateo	Service Stations-Gasoline & Oil	Skateboards & Equipment		2,500 - 9,999
Bakers	1150 El Camino Real # 134	San Bruno	San Mateo	Shoes-Retail	Sporting Goods-Retail		2,500 - 9,999
Dirty Shoe Productions	2550 Princeton Dr	San Bruno	San Mateo	Shoes-Retail	Sporting Goods-Retail		2,500 - 9,999
Finish Line	1150 El Camino Real # 158	San Bruno	San Mateo	Shoes-Retail	Sporting Goods-Retail		2,500 - 9,999
Foot Locker	1150 El Camino Real # 113	San Bruno	San Mateo	Shoes-Retail	Sporting Goods-Retail		0 - 2,499
Journeys	1150 El Camino Real # 132	San Bruno	San Mateo	Shoes-Retail	Sporting Goods-Retail	Backpacking & Mountaineering-Equip/Supl	2,500 - 9,999
Payless Shoe Source	1150 El Camino Real	San Bruno	San Mateo	Shoes-Retail	Tools-New & Used		2,500 - 9,999
Payless Shoe Source	1310 El Camino Real # J	San Bruno	San Mateo	Shoes-Retail	Tools-New & Used		2,500 - 9,999
Shiekh Shoes	1150 El Camino Real # 115	San Bruno	San Mateo	Shoes-Retail	Tools-New & Used	Boat Equipment & Supplies	2,500 - 9,999
Shoe Palace Inc	1150 El Camino Real # 103	San Bruno	San Mateo	Shoes-Retail	Retail Shops		2,500 - 9,999
Takken's Shoes	1150 El Camino Real # 201	San Bruno	San Mateo	Shoes-Retail	Video Games		2,500 - 9,999

Sequoia Skateboards & Ski							
Shop	1500 El Camino Real	San Bruno	San Mateo	Skiing Equipment-Retail	Water Sports Equipment Sales & Service		2,500 - 9,999
Twilight Zone	1630 El Camino Real	San Bruno	San Mateo	Smoke Shops & Supplies	Wines-Retail	Wineries (Mfrs)	0 - 2,499
Victory Soccer Shop	527 San Mateo Ave	San Bruno	San Mateo	Soccer Equipment & Supplies	Wines-Retail		0 - 2,499
Big 5 Sporting Goods	855 El Camino Real	San Bruno	San Mateo	Sporting Goods-Retail	Wines-Retail		0 - 2,499
Shirtque Pro Shop	1150 El Camino Real # 149	San Bruno	San Mateo	Sporting Goods-Retail	Women's Apparel-Retail		0 - 2,499
Zig Zag Sports	568 Hazel Ave	San Bruno	San Mateo	Sporting Goods-Retail	Women's Apparel-Retail		2,500 - 9,999
Zumiez	1140 El Camino Real # 104	San Bruno	San Mateo	Sportswear-Retail	Women's Apparel-Retail	Clothing-Retail	0 - 2,499
Sun Glass Gallery	1150 El Camino Real	San Bruno	San Mateo	Sunglasses & Sun Goggles	Wood Products		2,500 - 9,999
				Swimwear & Accessories-Retail			
LA Petite Baleen Inc	434 San Mateo Ave	San Bruno	San Mateo	Retail	Retail Shops		40,000+
Rainey's TV Inc	1472 El Camino Real	San Bruno	San Mateo	Television & Radio-Dealers	Wood Products		2,500 - 9,999
Mikado Kids	1150 El Camino Real # 253	San Bruno	San Mateo	Toys-Retail	Women's Apparel-Retail	Boutique Items-Retail	10,000 - 39,999
R C Toys	1150 El Camino Real	San Bruno	San Mateo	Toys-Retail	Antiques-Dealers		0 - 2,499
				Vacuum Cleaners-Household-Dealers			
Oreck Clean Home Ctr	1212 El Camino Real # K	San Bruno	San Mateo	Dealers	Antiques-Dealers		2,500 - 9,999
GNC	1150 El Camino Real # 202	San Bruno	San Mateo	Vitamin & Food Supplements	Antiques-Dealers	Collectibles	0 - 2,499
GNC	851 Cherry Ave # 26	San Bruno	San Mateo	Vitamin & Food Supplements	Antiques-Dealers		0 - 2,499
Timeworks	1150 El Camino Real # 214	San Bruno	San Mateo	Watches-Dealers	Antiques-Dealers		2,500 - 9,999
Liquor Locker	PO Box 212	San Bruno	San Mateo	Wines-Retail	Antiques-Dealers	Estate Sales	0 - 2,499
Basic	1150 El Camino Real # 247	San Bruno	San Mateo	Women's Apparel-Retail	Antiques-Dealers		0 - 2,499
Basic Plus	1150 El Camino Real # 139	San Bruno	San Mateo	Women's Apparel-Retail	Antiques-Dealers		0 - 2,499
Bolly Wood Fashion's	616 San Mateo Ave	San Bruno	San Mateo	Women's Apparel-Retail	Apparel & Garments-Retail		2,500 - 9,999
M & P Central Inc	1150 El Camino Real	San Bruno	San Mateo	Women's Apparel-Retail	Aquariums & Aquarium Supls		2,500 - 9,999
Preet's Fashion & Video	630 San Mateo Ave	San Bruno	San Mateo	Women's Apparel-Retail	Tropical Fish-Retail		2,500 - 9,999
J Y Gift	291 El Camino Real	San Bruno	San Mateo	Jewelers-Retail	Beads-Retail		2,500 - 9,999
Jewel Time	1150 El Camino Real	San Bruno	San Mateo	Jewelers-Retail	Bicycles-Dealers		0 - 2,499
Kay Jewelers	1150 El Camino Real # 251	San Bruno	San Mateo	Jewelers-Retail	Sporting Goods-Retail		0 - 2,499
Lonora Goldsmith & Watch	851 Cherry Ave # 15	San Bruno	San Mateo	Jewelers-Retail	Bicycles-Dealers	Toys-Retail	2,500 - 9,999
Malik Fine Jewelry	1150 El Camino Real # 286	San Bruno	San Mateo	Jewelers-Retail	Book Dealers-Retail		2,500 - 9,999
Piercing Pagoda	1150 El Camino Real # K12	San Bruno	San Mateo	Jewelers-Retail	Book Dealers-Retail	Wifi Hotspots	2,500 - 9,999
Rainfields Rainbow Creek	1985 Spyglass Dr	San Bruno	San Mateo	Jewelers-Retail	Book Dealers-Retail		2,500 - 9,999
Roop Kala Emporium	631 San Mateo Ave	San Bruno	San Mateo	Jewelers-Retail	Book Dealers-Retail	Video Tapes Discs & Cassettes	2,500 - 9,999
Sona Heera Jewelers	609 San Mateo Ave	San Bruno	San Mateo	Jewelers-Retail	Book Dealers-Retail		2,500 - 9,999
Antiques Then & Now	1121 Industrial Rd	San Carlos	San Mateo	Antiques-Dealers	Book Dealers-Retail		2,500 - 9,999
Antiques Unlimited	1128 El Camino Real	San Carlos	San Mateo	Antiques-Dealers	Book Dealers-Retail	Video Tapes Discs & Cassettes	2,500 - 9,999
Bloomingayle's Antiques & Gift	645 Laurel St	San Carlos	San Mateo	Antiques-Dealers	Book Dealers-Used & Rare	Book Dealers-Retail	0 - 2,499



Felicity's Collectibles	600 Laurel St	San Carlos	San Mateo	Antiques-Dealers	Boutique Items-Retail		0 - 2,499
Laurel Street Antiques	671 Laurel St	San Carlos	San Mateo	Antiques-Dealers	Women's Apparel-Retail		2,500 - 9,999
Shirley Crawford Antiques	1976 White Oak Way	San Carlos	San Mateo	Antiques-Dealers	Boutique Items-Retail		2,500 - 9,999
Victorian Decorative Arts	1149 Cherry St	San Carlos	San Mateo	Antiques-Dealers	Brassieres	Lingerie	10,000 - 39,999
Balanced Books	250 Hillcrest Rd	San Carlos	San Mateo	Book Dealers-Retail	Candles		2,500 - 9,999
Reading Bug	785 Laurel St	San Carlos	San Mateo	Book Dealers-Retail	Candy & Confectionery-Retail		2,500 - 9,999
Singhanetra Renard	835 Orange Ave	San Carlos	San Mateo	Book Dealers-Retail	Candy & Confectionery-Retail		2,500 - 9,999
Monika's Used Books	116 El Camino Real	San Carlos	San Mateo	Book Dealers-Used & Rare	Candy & Confectionery-Retail		2,500 - 9,999
Sassy Chic Boutique	854 Laurel St	San Carlos	San Mateo	Boutique Items-Retail	Candy & Confectionery-Retail	Computer-Software Developers	2,500 - 9,999
Kids Co	781 Laurel St	San Carlos	San Mateo	Childrens & Infants Wear- Retail	Candy & Confectionery-Retail		2,500 - 9,999
Cigar Smoke Shop	1197 Laurel St	San Carlos	San Mateo	Cigar Cigarette & Tobacco Dealers-Retail	Candy & Confectionery-Retail		2,500 - 9,999
Cigars & More	666 Laurel St	San Carlos	San Mateo	Cigar Cigarette & Tobacco Dealers-Retail	Candy & Confectionery-Retail		2,500 - 9,999
General Store	1683 Laurel St	San Carlos	San Mateo	Cigar Cigarette & Tobacco Dealers-Retail	Childrens & Infants Wear-Retail		10,000 - 39,999
Closet Dimensions	1480 Industrial Rd	San Carlos	San Mateo	Clothing-Retail	Childrens & Infants Wear-Retail	Clothing-Retail	10,000 - 39,999
Japanimation	821 Industrial Rd # F	San Carlos	San Mateo	Clothing-Retail	Childrens & Infants Wear-Retail		10,000 - 39,999
Urbanization	1179 San Carlos Ave	San Carlos	San Mateo	Clothing-Retail	Childrens & Infants Wear-Retail		10,000 - 39,999
Perfect Rose	657 Laurel St	San Carlos	San Mateo	Clothing-Used	Childrens & Infants Wear-Retail	Jewelers-Retail	2,500 - 9,999
XMR	170 Glenn Way # 8	San Carlos	San Mateo	Comic Books	Christian Books & Supplies-Retail		0 - 2,499
Bay Imaging	973 E San Carlos Ave	San Carlos	San Mateo	Computers-Dealers-Used	Cigar Cigarette & Tobacco Dealers-Retail	Smoke Shops & Supplies	0 - 2,499
7-Eleven	1080 Holly St	San Carlos	San Mateo	Convenience Stores	Cigar Cigarette & Tobacco Dealers-Retail		0 - 2,499
Stylo Salon Equipment Inc	1100 Industrial Rd	San Carlos	San Mateo	Cosmetics & Perfumes-Retail	Cigar Cigarette & Tobacco Dealers-Retail		0 - 2,499
West Coast Beauty Systems	1585 Industrial Rd	San Carlos	San Mateo	Cosmetics & Perfumes-Retail	Cigar Cigarette & Tobacco Dealers-Retail		0 - 2,499
Ross Dress For Less	1119 Industrial Rd	San Carlos	San Mateo	Department Stores	Cigar Cigarette & Tobacco Dealers-Retail		0 - 2,499
TJ Maxx	1251 Industrial Rd	San Carlos	San Mateo	Department Stores	Clothing-Used		0 - 2,499
Shellies Miniature Mania	732 Laurel St	San Carlos	San Mateo	Doll Houses & Accessories	Clothing-Collectible Period & Vintage		0 - 2,499
Audio Visual Resources Inc	973 Hall St	San Carlos	San Mateo	Electronic Equipment & Supplies-Retail	Clothing-Retail		2,500 - 9,999
Best Buy	1127 Industrial Rd	San Carlos	San Mateo	Electronic Equipment & Supplies-Retail	Men's Clothing & Furnishings-Retail	Women's Apparel-Retail	10,000 - 39,999
Buzzario Electronics	15 Azalea Ln	San Carlos	San Mateo	Electronic Equipment & Supplies-Retail	Men's Clothing & Furnishings-Retail	Women's Apparel-Retail	10,000 - 39,999
CMT Trading Co	907 Tanklage Rd	San Carlos	San Mateo	Electronic Equipment & Supplies-Retail	Men's Clothing & Furnishings-Retail	Women's Apparel-Retail	10,000 - 39,999

Securus Enterprises	596 Club Dr	San Carlos	San Mateo	Electronic Equipment & Supplies-Retail	Women's Apparel-Retail		10,000 - 39,999
R J's Upholstery	1064 Cherry St	San Carlos	San Mateo	Fabric Shops	Men's Clothing & Furnishings-Retail	Women's Apparel-Retail	10,000 - 39,999
California Fly Shop	985 Industrial Rd # 106	San Carlos	San Mateo	Fishing Tackle-Dealers	Men's Clothing & Furnishings-Retail	Women's Apparel-Retail	10,000 - 39,999
Bianchini's Market	810 Laurel St	San Carlos	San Mateo	Food Markets	Women's Apparel-Retail		10,000 - 39,999
Hall Of Fame Foods	8335 Winterhawk Ln	San Carlos	San Mateo	Food Products-Retail	Women's Apparel-Retail		10,000 - 39,999
Adel Market	171 El Camino Real	San Carlos	San Mateo	Fruits & Vegetables & Produce-Retail	Work Clothing-Retail	Women's Apparel-Retail	10,000 - 39,999
California Stools Bars & Dntts	930 El Camino Real	San Carlos	San Mateo	Furniture-Dealers-Retail	Clothing-Retail		2,500 - 9,999
Home Consignment Ctr	1123 Industrial Rd	San Carlos	San Mateo	Furniture-Dealers-Retail	Women's Apparel-Retail		10,000 - 39,999
Sequoia Billiard Supply	913 Center St	San Carlos	San Mateo	Furniture-Dealers-Retail	Men's Clothing & Furnishings-Retail	Women's Apparel-Retail	10,000 - 39,999
Gamestop	1135 Industrial Rd # B	San Carlos	San Mateo	Games & Game Supplies	Clothing-Retail		2,500 - 9,999
Prairie Games	151 Old County Rd	San Carlos	San Mateo	Games & Game Supplies	Women's Apparel-Retail		10,000 - 39,999
Bayshore Supply & Lights	501 Industrial Rd	San Carlos	San Mateo	General Merchandise-Retail	Men's Clothing & Furnishings-Retail	Women's Apparel-Retail	10,000 - 39,999
Beaniescape LLC	28 Granite Ct	San Carlos	San Mateo	General Merchandise-Retail	Clothing-Retail		10,000 - 39,999
Dona's Hallmark	717 Laurel St	San Carlos	San Mateo	Gift Shops	Clothing-Retail		10,000 - 39,999
Glinda's Fudge & More	672 Laurel St	San Carlos	San Mateo	Gift Shops	Clothing-Retail		2,500 - 9,999
Shelby's Garden	629 Laurel St	San Carlos	San Mateo	Gift Shops	Men's Clothing & Furnishings-Retail	Women's Apparel-Retail	10,000 - 39,999
U'i Collection	153 Hillcrest Rd	San Carlos	San Mateo	Gift Shops	Women's Apparel-Retail	Women's Apparel-Contract Manufacturers	10,000 - 39,999
H F Forster & Co Inc	170 Glenn Way # 1	San Carlos	San Mateo	Gold Silver & Platinum-Dealers	Men's Clothing & Furnishings-Retail	Women's Apparel-Retail	10,000 - 39,999
Golfsmith	1125 Industrial Rd # G	San Carlos	San Mateo	Golf Equipment & Supplies-Retail	Men's Clothing & Furnishings-Retail	Women's Apparel-Retail	10,000 - 39,999
Fast Freddie's Gourmet	796 El Camino Real	San Carlos	San Mateo	Gourmet Shops	Clothing-Retail		2,500 - 9,999
Devonshire Store	20 Devonshire Blvd	San Carlos	San Mateo	Grocers-Retail	Women's Apparel-Retail		10,000 - 39,999
Holly Petroleum	907 Holly St	San Carlos	San Mateo	Grocers-Retail	Women's Apparel-Retail		10,000 - 39,999
Trader Joe's	1482 El Camino Real	San Carlos	San Mateo	Grocers-Retail	Food Markets	Women's Apparel-Retail	10,000 - 39,999
Imbert & Smithers Inc	1144 El Camino Real	San Carlos	San Mateo	Guns & Gunsmiths	Clothing-Retail	Sportswear-Retail	10,000 - 39,999
Sjc Enterprises Inc	900 Laurel St	San Carlos	San Mateo	Health & Diet Foods-Retail	Clothing-Retail		0 - 2,499
Skinny Sippin	1295 Laurel St	San Carlos	San Mateo	Health & Diet Foods-Retail	Collectibles	Baseball Sports Cards & Memorabilia	0 - 2,499
Whole Life-Nature's Cupboard	744 Laurel St	San Carlos	San Mateo	Health & Diet Foods-Retail	Computer & Equipment Dealers	Cellular Telephones (Services)	2,500 - 9,999
Herbal Atval Organic	538 El Camino Real	San Carlos	San Mateo	Herbs	Computer & Equipment Dealers		2,500 - 9,999
Caboose	1225 Laurel St	San Carlos	San Mateo	Hobby & Model Constr Supplies-Retail	Computer Parts & Supplies		2,500 - 9,999
J & M Hobby House	1660 Laurel St	San Carlos	San Mateo	Hobby & Model Constr Supplies-Retail	Computer Parts & Supplies		2,500 - 9,999
Home Depot	1125 Old County Rd	San Carlos	San Mateo	Home Centers	Fashion Designers		0 - 2,499
Hinky Garden Supply	551 Taylor Way # 2	San Carlos	San Mateo	Lawn & Garden Equip & Supplies-Retail	Consignment Shops		0 - 2,499
Holly Market	491 Laurel St	San Carlos	San Mateo	Liquors-Retail	Consignment Shops		0 - 2,499
Shamrock Liquors	1117 Laurel St	San Carlos	San Mateo	Liquors-Retail	Convenience Stores	Grocers-Retail	2,500 - 9,999

Graffeo Leather Collection	661 Laurel St	San Carlos	San Mateo	Luggage-Retail	Convenience Stores	Grocers-Retail	0 - 2,499
Foodville	616 Laurel St	San Carlos	San Mateo	Meat-Retail	Convenience Stores	Grocers-Retail	2,500 - 9,999
Ben Turturici Inc	740 Laurel St	San Carlos	San Mateo	Men's Clothing & Furnishings-Retail	Convenience Stores	Liquors-Retail	0 - 2,499
Office Depot	1101 Industrial Rd	San Carlos	San Mateo	Office Supplies	Convenience Stores	Grocers-Retail	0 - 2,499
Comic Jumps	370 Industrial Rd # J	San Carlos	San Mateo	Party Supplies	Cosmetics & Perfumes-Retail		0 - 2,499
Cynthia's Costumes & Parties	1313 Laurel St # 206	San Carlos	San Mateo	Party Supplies	Cosmetics & Perfumes-Retail	Publishers-Periodical (Mfrs)	2,500 - 9,999
Diddams Amazing Party Stores	700 Laurel St	San Carlos	San Mateo	Party Supplies	Cosmetics & Perfumes-Retail		2,500 - 9,999
Gametime	727 Industrial Rd	San Carlos	San Mateo	Party Supplies	Cosmetics & Perfumes-Retail		2,500 - 9,999
LIQUIDEMOTIONS.COM	90 Glenn Way # 6	San Carlos	San Mateo	Party Supplies	Cosmetics & Perfumes-Retail		0 - 2,499
Unique Party Rentals Inc	948 Washington St	San Carlos	San Mateo	Party Supplies	Cosmetics & Perfumes-Retail		0 - 2,499
Pet Food Express	1129 Old County Rd	San Carlos	San Mateo	Pet Supplies & Foods-Retail	Cosmetics & Perfumes-Retail		2,500 - 9,999
Petline Inc	737 Laurel St	San Carlos	San Mateo	Pet Supplies & Foods-Retail	Cosmetics & Perfumes-Retail		2,500 - 9,999
PETSMART	1225 Industrial Rd	San Carlos	San Mateo	Pet Supplies & Foods-Retail	Cosmetics & Perfumes-Retail	Beauty Salons-Equipment & Supls (Whls)	2,500 - 9,999
CVS Pharmacy	11 El Camino Real	San Carlos	San Mateo	Pharmacies	Costumes-Masquerade & Theatrical		2,500 - 9,999
CVS Pharmacy	1324 San Carlos Ave	San Carlos	San Mateo	Pharmacies	Costumes-Masquerade & Theatrical		2,500 - 9,999
Walgreens	1414 El Camino Real	San Carlos	San Mateo	Pharmacies	Craft Supplies		2,500 - 9,999
Walgreens Infusion Svc	975 Industrial Rd	San Carlos	San Mateo	Pharmacies	Department Stores		40,000+
Laurel Leaf Quilts	648 Laurel St	San Carlos	San Mateo	Quilting Materials & Supplies	Tools-New & Used	Home Accessories & Furnishings	40,000+
Quilters Studio	10 El Sereno Dr	San Carlos	San Mateo	Quilting Materials & Supplies	Department Stores	Retail Shops	40,000+
Scrapbook Depot	1530 Arroyo Ave	San Carlos	San Mateo	Scrapbook Albums & Supplies	Department Stores	Restaurants	40,000+
A U Energy LLC	1098 El Camino Real	San Carlos	San Mateo	Service Stations-Gasoline & Oil	Department Stores	Retail Shops	40,000+
Holly 76	906 Holly St	San Carlos	San Mateo	Service Stations-Gasoline & Oil	Tools-New & Used	Home Accessories & Furnishings	40,000+
Justin's San Carlos 76	90 El Camino Real	San Carlos	San Mateo	Service Stations-Gasoline & Oil	Department Stores	Retail Shops	40,000+
SDT Holly Shell	500 El Camino Real	San Carlos	San Mateo	Service Stations-Gasoline & Oil	Electronic Equipment & Supplies-Retail	Data Processing Equipment (Whls)	2,500 - 9,999
Footwear Etc	730 Laurel St	San Carlos	San Mateo	Shoes-Retail	Electronic Equipment & Supplies-Retail	Audio-Visual Equipment & Supls (Whls)	2,500 - 9,999
Sandal World	633 Quarry Rd	San Carlos	San Mateo	Shoes-Retail	Electronic Equipment & Supplies-Retail		2,500 - 9,999
Ten Toes Children's Shoes	1915 Arroyo Ave	San Carlos	San Mateo	Shoes-Retail	Fabric Shops		2,500 - 9,999
Ten Toes Children's Shoes	641 Laurel St	San Carlos	San Mateo	Shoes-Retail	Fabric Shops		2,500 - 9,999

Society	625 Laurel St	San Carlos	San Mateo	Skateboards & Equipment	Food Markets		0 - 2,499
Aquan Sports	840 Brittan Ave	San Carlos	San Mateo	Sporting Goods-Retail	Food Products-Retail		0 - 2,499
Core Board Shop	1125 Industrial Rd # E	San Carlos	San Mateo	Sporting Goods-Retail	Food Products-Retail		0 - 2,499
Golf Lab	1100 Industrial Rd # 10	San Carlos	San Mateo	Sporting Goods-Retail	Food Products-Retail		0 - 2,499
Pool & Sports Supplies	208 Winding Way	San Carlos	San Mateo	Sporting Goods-Retail	Food Products-Retail		0 - 2,499
REI	1119 Industrial Rd # 1b	San Carlos	San Mateo	Sporting Goods-Retail	Food Products-Retail		0 - 2,499
Crawford Tools	100 Glenn Way	San Carlos	San Mateo	Tools-New & Used	Food Products-Retail		0 - 2,499
Crawford Tools Inc	751 Bayport Ave	San Carlos	San Mateo	Tools-New & Used	Fruits & Vegetables & Produce-Retail		0 - 2,499
Nor Cal Tool & Marine	1030 Washington St	San Carlos	San Mateo	Tools-New & Used	Fruits & Vegetables & Produce-Retail		0 - 2,499
Dollar Tree	1121 Old County Rd	San Carlos	San Mateo	Variety Stores	Fruits & Vegetables & Produce-Retail		0 - 2,499
Pop Cap Games	618 Walnut St	San Carlos	San Mateo	Video Games	Hardware-Retail		10,000 - 39,999
California Windsurfing	PO Box 240	San Carlos	San Mateo	Water Sports Equipment Sales & Service	Games & Game Supplies		2,500 - 9,999
Belmont Wine Exchange	1091 Industrial Rd # 107	San Carlos	San Mateo	Wines-Retail	Video Games	Computer Software	2,500 - 9,999
Full Circle Wine Solutions Inc	317 Hill Way	San Carlos	San Mateo	Wines-Retail	Games & Game Supplies		2,500 - 9,999
Wine Gent LLC	409 Walnut St	San Carlos	San Mateo	Wines-Retail	Games & Game Supplies		2,500 - 9,999
Bracha Boutiques	654 Laurel St	San Carlos	San Mateo	Women's Apparel-Retail	Exercise Equipment-Retail		2,500 - 9,999
Prairie	655 Laurel St	San Carlos	San Mateo	Women's Apparel-Retail	Gift Shops		0 - 2,499
Sonia's Apparel	1180 San Carlos Ave	San Carlos	San Mateo	Women's Apparel-Retail	Invitations & Announcements-Retail	Greeting Cards-Retail	2,500 - 9,999
Duffy Custom Cabinet	2444 San Carlos Ave	San Carlos	San Mateo	Wood Products	Gift Shops		2,500 - 9,999
Accent On Jewelry	643 Laurel St	San Carlos	San Mateo	Jewelers-Retail	Gift Shops		0 - 2,499
Dominick's Jewelry	905 Laurel St	San Carlos	San Mateo	Jewelers-Retail	Gifts-Specialty	Toys-Retail	2,500 - 9,999
Emkay Diamonds & Gems Intl	649 Laurel St	San Carlos	San Mateo	Jewelers-Retail	Gift Shops		0 - 2,499
Geoffrey's Diamonds & Gldsmth	626 Walnut St # 212	San Carlos	San Mateo	Jewelers-Retail	Gift Shops		0 - 2,499
Lindeburg & Co	758 Industrial Rd	San Carlos	San Mateo	Jewelers-Retail	Novelties-Retail		0 - 2,499
Norma Jewelers	1217 San Carlos Ave	San Carlos	San Mateo	Jewelers-Retail	Gift Shops		0 - 2,499
Rosai's Fine Jewelers	577 Laurel St	San Carlos	San Mateo	Jewelers-Retail	Gift Shops		0 - 2,499
San Gregorio General Store	PO Box 71	San Gregorio	San Mateo	Retail Shops	Gifts-Specialty	Wedding Supplies & Services	2,500 - 9,999
Moe Wood For Better Price	5396 LA Honda Rd	San Gregorio	San Mateo	Wood Products	Gift Shops	Housewares-Retail Childrens & Infants Wear- Retail	2,500 - 9,999
Fullerton Bar	4150 LA Honda Rd	San Gregorio	San Mateo	Jewelers-Retail	Girls Apparel		10,000 - 39,999
Claire's	421 Hillsdale Mall # 2136	San Mateo	San Mateo	Accessories-Fashion	Golf Equipment & Supplies-Retail		0 - 2,499
Canterbury Antiques	1705 Gum St	San Mateo	San Mateo	Antiques-Dealers	Gourmet Shops		2,500 - 9,999
Collective Antiques	55 E 3rd Ave	San Mateo	San Mateo	Antiques-Dealers	Gourmet Shops		2,500 - 9,999
Come C	118 South Blvd	San Mateo	San Mateo	Antiques-Dealers	Gourmet Shops		2,500 - 9,999
Dream	905 S Claremont St	San Mateo	San Mateo	Antiques-Dealers	Greeting Cards-Retail		2,500 - 9,999

Golden Lotus Antiques Inc	2049 S El Camino Real	San Mateo	San Mateo	Antiques-Dealers	Grocers-Retail		0 - 2,499
Pierson 20th Century Design	1630 Palm Ave	San Mateo	San Mateo	Antiques-Dealers	Grocers-Retail		0 - 2,499
Squires & Corrie Slot Machines	373 S Claremont St	San Mateo	San Mateo	Antiques-Dealers	Grocers-Retail		0 - 2,499
Whistling Swan Antiques	250 42nd Ave	San Mateo	San Mateo	Antiques-Dealers	Grocers-Retail		0 - 2,499
Its A Chic Thing	254 Greenfield Ave	San Mateo	San Mateo	Apparel & Garments-Retail	Grocers-Retail		0 - 2,499
Coldwater Marine Co	1764 Eisenhower St	San Mateo	San Mateo	Aquariums & Aquarium Supls	Grocers-Retail	Food Specialties-Retail	0 - 2,499
Ultimate Aquarium Inc	2625 S El Camino Real	San Mateo	San Mateo	Aquariums & Aquarium Supls	Grocers-Retail		40,000+
Beading Frenzy Inc	1001 S El Camino Real	San Mateo	San Mateo	Beads-Retail	Grocers-Retail		0 - 2,499
Cyclepath Of San Mateo	1212 S El Camino Real	San Mateo	San Mateo	Bicycles-Dealers	Grocers-Retail		0 - 2,499
Performance Bicycle Shop	2727 S El Camino Real # F	San Mateo	San Mateo	Bicycles-Dealers	Grocers-Retail		0 - 2,499
Talbots Cyclery	445 S B St	San Mateo	San Mateo	Bicycles-Dealers	Grocers-Retail		0 - 2,499
Asian American Curriculum	529 E 3rd Ave	San Mateo	San Mateo	Book Dealers-Retail	Grocers-Retail		0 - 2,499
Barnes & Noble	11 W Hillsdale Blvd	San Mateo	San Mateo	Book Dealers-Retail	Grocers-Retail		0 - 2,499
BROOKRENTER.COM	155 Bovet Rd	San Mateo	San Mateo	Book Dealers-Retail	Grocers-Retail		2,500 - 9,999
Jaybird Adult Books	520 E 3rd Ave	San Mateo	San Mateo	Book Dealers-Retail	Grocers-Retail		2,500 - 9,999
Lee's Comics	2222 S El Camino Real	San Mateo	San Mateo	Book Dealers-Retail	Grocers-Retail		2,500 - 9,999
San Juan 3 16 Fuente De Vilda	360 N Ellsworth Ave	San Mateo	San Mateo	Book Dealers-Retail	Grocers-Retail		2,500 - 9,999
Secrets Adult Superstore	2297 S El Camino Real	San Mateo	San Mateo	Book Dealers-Retail	Grocers-Retail		0 - 2,499
B Street Books	301 S B St	San Mateo	San Mateo	Book Dealers-Used & Rare	Grocers-Retail		0 - 2,499
Fina's Boutique	414 E 3rd Ave	San Mateo	San Mateo	Boutique Items-Retail	Grocers-Retail		0 - 2,499
J'Me Boutique	60 E 3rd Ave # 108	San Mateo	San Mateo	Boutique Items-Retail	Grocers-Retail		0 - 2,499
Lulu Boutique	302 Baldwin Ave	San Mateo	San Mateo	Boutique Items-Retail	Grocers-Retail		0 - 2,499
Enes Inc-Late Bloomers	50 Ben Franklin Ct	San Mateo	San Mateo	Brassieres	Grocers-Retail		0 - 2,499
Isis Candle Shop	19 41st Ave	San Mateo	San Mateo	Candles	Grocers-Retail		2,500 - 9,999
Candie Land	146 Louise Ln	San Mateo	San Mateo	Candy & Confectionery-Retail	Grocers-Retail		0 - 2,499
Daikoku Trading Co USA	2057 Ginnever St	San Mateo	San Mateo	Candy & Confectionery-Retail	Grocers-Retail		2,500 - 9,999
Davis Ronald R & Candy A	35 W 20th Ave	San Mateo	San Mateo	Candy & Confectionery-Retail	Grocers-Retail		0 - 2,499
Digital Chocolate	1855 S Grant St # 200	San Mateo	San Mateo	Candy & Confectionery-Retail	Grocers-Retail		2,500 - 9,999
Godiva Chocolatier	212 Hillsdale Mall	San Mateo	San Mateo	Candy & Confectionery-Retail	Grocers-Retail		0 - 2,499
See's Candies	186 Hillsdale Mall	San Mateo	San Mateo	Candy & Confectionery-Retail	Grocers-Retail	Bakers-Retail	40,000+

Sweet Factory	405 Hillsdale Mall	San Mateo	San Mateo	Candy & Confectionery-Retail	Grocers-Retail	Bakers-Retail	40,000+
Baby Gap	156 Hillsdale Mall	San Mateo	San Mateo	Childrens & Infants Wear-Retail	Grocers-Retail		2,500 - 9,999
Children's Place	394 Hillsdale Mall	San Mateo	San Mateo	Childrens & Infants Wear-Retail	Convenience Stores	Grocers-Wholesale	2,500 - 9,999
Gymboree	332 Hillsdale Mall	San Mateo	San Mateo	Childrens & Infants Wear-Retail	Grocers-Retail		0 - 2,499
It's A Small World	807 S B St	San Mateo	San Mateo	Childrens & Infants Wear-Retail	Grocers-Retail	Marketing Programs & Services	2,500 - 9,999
Los Amigos Imports	244 S B St	San Mateo	San Mateo	Childrens & Infants Wear-Retail	Grocers-Retail		2,500 - 9,999
Christian Science Churches	69 E 4th Ave	San Mateo	San Mateo	Christian Books & Supplies-Retail	Grocers-Retail		2,500 - 9,999
Cave	2499 S El Camino Real	San Mateo	San Mateo	Cigar Cigarette & Tobacco Dealers-Retail	Grocers-Retail		0 - 2,499
Cigar Loft	106 W 25th Ave	San Mateo	San Mateo	Cigar Cigarette & Tobacco Dealers-Retail	Retail Shops	Meat-Retail	2,500 - 9,999
Cigarettes City	29 37th Ave	San Mateo	San Mateo	Cigar Cigarette & Tobacco Dealers-Retail	Grocers-Retail		0 - 2,499
Day Dreams	1 N Amphlett Blvd # D	San Mateo	San Mateo	Cigar Cigarette & Tobacco Dealers-Retail	Grocers-Retail	Health & Diet Foods-Retail	40,000+
Humboldt Tobacco Co	78 E 21st Ave	San Mateo	San Mateo	Cigar Cigarette & Tobacco Dealers-Retail	Guns & Gunsmiths	Collectibles	0 - 2,499
23 Degrees	120 South Blvd	San Mateo	San Mateo	Clothing-Collectible Period & Vintage	Hair Goods & Supplies-Retail		2,500 - 9,999
2nd Stuffs	615 E 3rd Ave	San Mateo	San Mateo	Clothing-Collectible Period & Vintage	Handbags	Accessories-Fashion	10,000 - 39,999
3 Kids	2640 Monterey St	San Mateo	San Mateo	Clothing-Retail	Hardware-Retail	Topsoil	2,500 - 9,999
Abercrombie & Fitch	284 Hillsdale Mall	San Mateo	San Mateo	Clothing-Retail	Hardware-Retail		2,500 - 9,999
American Eagle Outfitters	411 Borel Ave # 603	San Mateo	San Mateo	Clothing-Retail	Hardware-Retail	Cooking Utensils	2,500 - 9,999
American Eagle Outfitters	448 Hillsdale Mall	San Mateo	San Mateo	Clothing-Retail	Sportswear-Retail		2,500 - 9,999
Ann Taylor	276 Hillsdale Mall	San Mateo	San Mateo	Clothing-Retail	Health & Diet Foods-Retail		2,500 - 9,999
Banana Republic	286 Hillsdale Mall	San Mateo	San Mateo	Clothing-Retail	Health & Diet Foods-Retail		2,500 - 9,999
Banana Republic	60 31st Ave	San Mateo	San Mateo	Clothing-Retail	Herbs		2,500 - 9,999
Bebe	108 Hillsdale Mall # 1386	San Mateo	San Mateo	Clothing-Retail	Herbs		2,500 - 9,999
Cache	270 Hillsdale Mall	San Mateo	San Mateo	Clothing-Retail	Hobby & Model Constr Supplies-Retail		2,500 - 9,999
Chico's	269 Hillsdale Mall	San Mateo	San Mateo	Clothing-Retail	Hobby & Model Constr Supplies-Retail		2,500 - 9,999
Chldrens Place	160 Hillsdale Mall	San Mateo	San Mateo	Clothing-Retail	Home & Automotive Supplies		2,500 - 9,999
Coldwater Creek	336 Hillsdale Mall	San Mateo	San Mateo	Clothing-Retail	Jeans		2,500 - 9,999
Express	349 Hillsdale Mall	San Mateo	San Mateo	Clothing-Retail	Lawn & Garden Equip & Supplies-Retail		0 - 2,499
Footy Pajamas LLC	541 Alhambra Rd	San Mateo	San Mateo	Clothing-Retail	Lingerie		2,500 - 9,999

Forever 21	408 Hillsdale Mall	San Mateo	San Mateo	Clothing-Retail	Lingerie	Cosmetics & Perfumes-Retail	10,000 - 39,999
Gap	437 Hillsdale Mall	San Mateo	San Mateo	Clothing-Retail	Liquors-Retail		0 - 2,499
GUESS	344 Hillsdale Mall # 1260	San Mateo	San Mateo	Clothing-Retail	Liquors-Retail		0 - 2,499
H&M	397 Hillsdale Mall	San Mateo	San Mateo	Clothing-Retail	Liquors-Retail	Wines-Retail	2,500 - 9,999
Hoefgen Handkerchiefs							
West	212 27th Ave	San Mateo	San Mateo	Clothing-Retail	Liquors-Retail		0 - 2,499
Hot Topic	452 Hillsdale Mall	San Mateo	San Mateo	Clothing-Retail	Liquors-Retail		0 - 2,499
J Jill	254 Hillsdale Mall	San Mateo	San Mateo	Clothing-Retail	Liquors-Retail		0 - 2,499
Old Navy	53 W Hillsdale Blvd	San Mateo	San Mateo	Clothing-Retail	Liquors-Retail		0 - 2,499
Pac Sun	460 Hillsdale Mall	San Mateo	San Mateo	Clothing-Retail	Liquors-Retail	Wines-Retail	0 - 2,499
Spirit Wear	635 Costa Rica Ave	San Mateo	San Mateo	Clothing-Retail	Liquors-Retail		0 - 2,499
Wet Seal	328 Hillsdale Mall	San Mateo	San Mateo	Clothing-Retail	Liquors-Retail		0 - 2,499
Wet Seal	382 Hillsdale Mall	San Mateo	San Mateo	Clothing-Retail	Liquors-Retail		0 - 2,499
White House/Black							
Market	160 Hillsdale Mall	San Mateo	San Mateo	Clothing-Retail	Liquors-Retail		0 - 2,499
Winners	386 Hillsdale Mall	San Mateo	San Mateo	Clothing-Retail	Liquors-Retail		0 - 2,499
Plato's Closet	41 E 3rd Ave	San Mateo	San Mateo	Clothing-Used	Liquors-Retail		0 - 2,499
What's On Second Sports							
Cards	221 2nd Ave	San Mateo	San Mateo	Collectibles	Luggage-Retail	Travel Accessories	10,000 - 39,999
				Computer & Equipment			
Apple Store	340 Hillsdale Mall	San Mateo	San Mateo	Dealers	Meat-Retail		0 - 2,499
				Computer & Equipment			
Apple Store	60o 31st Ave	San Mateo	San Mateo	Dealers	Men's Clothing & Furnishings-Retail		2,500 - 9,999
E Plus Inc	1710 S Amphlett Blvd	San Mateo	San Mateo	Computer Parts & Supplies	Men's Clothing & Furnishings-Retail		2,500 - 9,999
Enhance Thermal							
Solutions	342 Avila Rd	San Mateo	San Mateo	Computer Parts & Supplies	Men's Clothing & Furnishings-Retail		2,500 - 9,999
Ricochet Consignment							
Kids	1610 S El Camino Real	San Mateo	San Mateo	Consignment Shops	Men's Clothing & Furnishings-Retail		2,500 - 9,999
San Mateo Music	1628 Palm Ave	San Mateo	San Mateo	Consignment Shops	Men's Clothing & Furnishings-Retail	Clothing-Retail	2,500 - 9,999
She Sells Resale	136 W 25th Ave	San Mateo	San Mateo	Consignment Shops	Men's Clothing & Furnishings-Retail	Formal Wear-Rental	2,500 - 9,999
					Mexican & Latin American Food		
7-Eleven	11 Laurie Meadows Dr	San Mateo	San Mateo	Convenience Stores	Products		2,500 - 9,999
					Mexican & Latin American Food		
7-Eleven	600 E 3rd Ave	San Mateo	San Mateo	Convenience Stores	Products		2,500 - 9,999
					Needlework & Needlework Materials-		
7-Eleven	678 Concar Dr	San Mateo	San Mateo	Convenience Stores	Retail		2,500 - 9,999
Stop & Go Markets	91 37th Ave	San Mateo	San Mateo	Convenience Stores	Nurserymen		2,500 - 9,999
Stop In Food Stores Inc	9 37th Ave	San Mateo	San Mateo	Convenience Stores	Garden Ornaments	Sod & Sodding Service	2,500 - 9,999
						Office Furniture & Equip-	
Avon By Alyse	PO Box 5103	San Mateo	San Mateo	Cosmetics & Perfumes-Retail	Office Supplies	Dealers (Whls)	2,500 - 9,999
Bare Escentuals	144 Hillsdale Mall	San Mateo	San Mateo	Cosmetics & Perfumes-Retail	Optical Goods-Retail		2,500 - 9,999
Bath & Body Works	412 Hillsdale Mall	San Mateo	San Mateo	Cosmetics & Perfumes-Retail	Optical Goods-Retail	Opticians	2,500 - 9,999
Body Shop	173 Hillsdale Mall	San Mateo	San Mateo	Cosmetics & Perfumes-Retail	Optical Goods-Retail	Opticians	0 - 2,499

California Beauty Ctr	105 E 3rd Ave	San Mateo	San Mateo	Cosmetics & Perfumes-Retail	Party Supplies		0 - 2,499
Fashion Cosmetics	2996 S Norfolk St # D	San Mateo	San Mateo	Cosmetics & Perfumes-Retail	Party Supplies		0 - 2,499
K-B Beauty	20 N Railroad Ave	San Mateo	San Mateo	Cosmetics & Perfumes-Retail	Party Supplies	Buses-Charter & Rental	2,500 - 9,999
MAC Cosmetics	285 Hillsdale Mall	San Mateo	San Mateo	Cosmetics & Perfumes-Retail	Party Supplies		2,500 - 9,999
Salon Centric	2501 S El Camino Real	San Mateo	San Mateo	Cosmetics & Perfumes-Retail	Perfume-Retail	Cosmetics & Perfumes-Retail	2,500 - 9,999
Spirit Halloween	286 Hillsdale Mall	San Mateo	San Mateo	Costumes-Masquerade & Theatrical	Pet Shops		0 - 2,499
Superstore	286 Hillsdale Mall	San Mateo	San Mateo	Costumes-Masquerade & Theatrical	Pet Supplies & Foods-Retail		2,500 - 9,999
W R Custume Collective	1730 S Amphlett Blvd # 125	San Mateo	San Mateo	Theatrical	Pet Supplies & Foods-Retail		2,500 - 9,999
Michaels	1750 S Delaware St	San Mateo	San Mateo	Craft Supplies	Pet Supplies & Foods-Retail	Pet Training	2,500 - 9,999
Karivel	200 S Delaware St # 9	San Mateo	San Mateo	Department Stores	Pet Supplies & Foods-Retail		0 - 2,499
Kmart	1700 S Delaware St	San Mateo	San Mateo	Department Stores	Pharmacies		10,000 - 39,999
Macy's	115 Hillsdale Mall	San Mateo	San Mateo	Department Stores	Pharmacies		10,000 - 39,999
Nordstrom	130 Hillsdale Mall	San Mateo	San Mateo	Department Stores	Variety Stores	Vitamin & Food Supplements	10,000 - 39,999
Ross Dress For Less	640 Concar Dr	San Mateo	San Mateo	Department Stores	Variety Stores	Vitamin & Food Supplements	10,000 - 39,999
Sears	40 Hillsdale Mall	San Mateo	San Mateo	Department Stores	Variety Stores	Vitamin & Food Supplements	10,000 - 39,999
TJ Maxx	1850 S Grant St	San Mateo	San Mateo	Department Stores	Variety Stores	Vitamin & Food Supplements	10,000 - 39,999
Radioshack	43 E 4th Ave	San Mateo	San Mateo	Electronic Equipment & Supplies-Retail	Pharmacies		10,000 - 39,999
San Mateo Electronics	43 E 4th Ave	San Mateo	San Mateo	Electronic Equipment & Supplies-Retail	Pharmacies		10,000 - 39,999
Supply	16 42nd Ave	San Mateo	San Mateo	Supplies-Retail	Variety Stores	Vitamin & Food Supplements	2,500 - 9,999
Solderview	545 Ventura Ave	San Mateo	San Mateo	Electronic Equipment & Supplies-Retail	Variety Stores	Vitamin & Food Supplements	10,000 - 39,999
Jo-Ann Fabrics & Crafts	1948 S El Camino Real	San Mateo	San Mateo	Fabric Shops	Pharmacies	Photo Finishing-Retail	10,000 - 39,999
Norman S Bernie Co	1135 N Amphlett Blvd	San Mateo	San Mateo	Fabric Shops	First Aid Supplies		10,000 - 39,999
Aladdin Gourmet Intl Inc	208 E Hillsdale Blvd	San Mateo	San Mateo	Food Markets	Variety Stores	Vitamin & Food Supplements	10,000 - 39,999
Apollo Snacks Inc	1634 Borden St	San Mateo	San Mateo	Food Products-Retail	Variety Stores	Vitamin & Food Supplements	10,000 - 39,999
Gie Pos Co Inc	1122 S Delaware St	San Mateo	San Mateo	Food Products-Retail	Quilting Materials & Supplies		2,500 - 9,999
Nutra Bella	1875 S Grant St # 305	San Mateo	San Mateo	Food Products-Retail	Records Tapes Cd's Used & Vintage	Commercial Printing Nec (Mfrs)	0 - 2,499
Paladini Enterprises	1700 S El Camino Real	San Mateo	San Mateo	Food Products-Retail	Retail Shops	Picture Frames-Dealers	40,000+
Savory Creations Intl	2121 S El Camino Real # C210	San Mateo	San Mateo	Food Products-Retail	Service Stations-Gasoline & Oil		0 - 2,499
Tla Pacific Kitchen Inc	219 30th Ave	San Mateo	San Mateo	Food Products-Retail	Service Stations-Gasoline & Oil	Automobile Smog Control Inspections	0 - 2,499
Produce Crystal Springs	770 Polhemus Rd	San Mateo	San Mateo	Fruits & Vegetables & Produce-Retail	Service Stations-Gasoline & Oil	Car Washing & Polishing	0 - 2,499



Produce Stand San Mateo Produce Market	219 S San Mateo Dr 175 W 25th Ave	San Mateo San Mateo	San Mateo San Mateo	Fruits & Vegetables & Produce- Retail Fruits & Vegetables & Produce- Retail	Service Stations-Gasoline & Oil Service Stations-Gasoline & Oil		0 - 2,499 0 - 2,499
Restoration Hardware D2C Games Inc Gamestop	113 Hillsdale Mall # 1012 1840 Gateway Dr # 200 417 Hillsdale Mall	San Mateo San Mateo San Mateo	San Mateo San Mateo San Mateo	Furniture-Dealers-Retail Games & Game Supplies Games & Game Supplies	Service Stations-Gasoline & Oil Service Stations-Gasoline & Oil Service Stations-Gasoline & Oil	Alternative Fuels Wheel Alignment-Frame & Axle Svc-Auto	0 - 2,499 0 - 2,499 0 - 2,499
Go Games	249 Hillsdale Mall	San Mateo	San Mateo	Games & Game Supplies	Service Stations-Gasoline & Oil	Automobile Smog Control Inspections	0 - 2,499
Software For Kids Inc Gym Precision Be Good Co Bishop's Hallmark Brookstone	2217 Armada Way 15 Aragon Blvd 3708 Alameda DE Las Pulgas 262 Hillsdale Mall 320 Hillsdale Mall	San Mateo San Mateo San Mateo San Mateo San Mateo	San Mateo San Mateo San Mateo San Mateo San Mateo	Games & Game Supplies General Contractors Gift Shops Gift Shops Gift Shops	Service Stations-Gasoline & Oil Service Stations-Gasoline & Oil Service Stations-Gasoline & Oil Service Stations-Gasoline & Oil Service Stations-Gasoline & Oil	Automobile Smog Control Inspections Alternative Fuels	0 - 2,499 0 - 2,499 0 - 2,499 0 - 2,499 0 - 2,499
Capodimonteplus	819 Murphy Dr	San Mateo	San Mateo	Gift Shops	Service Stations-Gasoline & Oil	Automated Teller Machines Automobile Inspection	0 - 2,499
Disney Store Jane Brennan Chateau Le Rue Living Peacefully Sanrio Sanrio Star Zone Things Remembered	174 Hillsdale Mall 65 E 3rd Ave 411 S B St 378 Hillsdale Mall 417 Hillsdale Mall 516 E 3rd Ave 241 Hillsdale Mall	San Mateo San Mateo San Mateo San Mateo San Mateo San Mateo San Mateo	San Mateo San Mateo San Mateo San Mateo San Mateo San Mateo San Mateo	Gift Shops Gift Shops Gift Shops Gift Shops Gift Shops	Service Stations-Gasoline & Oil Convenience Stores Service Stations-Gasoline & Oil Service Stations-Gasoline & Oil Service Stations-Gasoline & Oil Service Stations-Gasoline & Oil	Stations-New/Used Alternative Fuels	0 - 2,499 0 - 2,499 0 - 2,499 0 - 2,499 0 - 2,499 0 - 2,499
Tuesday Morning	51 E 3rd Ave	San Mateo	San Mateo	Gift Shops	Service Stations-Gasoline & Oil	Automobile Repairing & Service	0 - 2,499
Justice Just For Girls	361 Hillsdale Mall	San Mateo	San Mateo	Girls Apparel	Service Stations-Gasoline & Oil	Automobile Repairing & Service	0 - 2,499
Peninsula Golf	24 17th Ave	San Mateo	San Mateo	Golf Equipment & Supplies- Retail	Service Stations-Gasoline & Oil		0 - 2,499
Gourmet Corner	859 N San Mateo Dr	San Mateo	San Mateo	Gourmet Shops	Sewing Machines-Household	Sewing Machines-Repairing	2,500 - 9,999
Sharonas Chocolate Shop Sonoma Valley Bagel	128 E 3rd Ave 1338 W Hillsdale Blvd	San Mateo San Mateo	San Mateo San Mateo	Gourmet Shops Gourmet Shops	Shoes-Retail Shoes-Retail		2,500 - 9,999 2,500 - 9,999
Bella Cartolina Aladdin Deli & Market Alhana Foods American Delight Andrea J Piatt Natural Product Annabelles Doggie Treats LLC	24 Baytree Way # 2 218 E Hillsdale Blvd 25 37th Ave 250 N San Mateo Dr # 205 166 36th Ave 1011 10th Ave	San Mateo San Mateo San Mateo San Mateo San Mateo San Mateo San Mateo	San Mateo San Mateo San Mateo San Mateo San Mateo San Mateo San Mateo	Greeting Cards-Retail Grocers-Retail Grocers-Retail Grocers-Retail Grocers-Retail Grocers-Retail	Shoes-Retail Shoes-Retail Shoes-Retail Shoes-Retail Shoes-Retail	Federal Government Contractors	2,500 - 9,999 2,500 - 9,999 2,500 - 9,999 2,500 - 9,999 2,500 - 9,999 2,500 - 9,999

B Z Bee Market	2322 S El Camino Real	San Mateo	San Mateo	Grocers-Retail	Shoes-Retail		2,500 - 9,999
Draeger's Supermarket	222 E 4th Ave	San Mateo	San Mateo	Grocers-Retail	Shoes-Retail		2,500 - 9,999
El Ranchito	138 N B St	San Mateo	San Mateo	Grocers-Retail	Shoes-Retail		2,500 - 9,999
Everybody's Market	916 E 4th Ave	San Mateo	San Mateo	Grocers-Retail	Shoes-Retail		2,500 - 9,999
Family Market Intl	1614 S El Camino Real	San Mateo	San Mateo	Grocers-Retail	Shoes-Retail		2,500 - 9,999
Islander Halai Meat & Grocery	1620 Palm Ave	San Mateo	San Mateo	Grocers-Retail	Shoes-Retail		2,500 - 9,999
J & J's Marketplace LLC	656 Joanne Dr	San Mateo	San Mateo	Grocers-Retail	Shoes-Retail		2,500 - 9,999
K & W Liquors	212 E Hillsdale Blvd	San Mateo	San Mateo	Grocers-Retail	Shoes-Retail		2,500 - 9,999
Key Market	500 S Norfolk St	San Mateo	San Mateo	Grocers-Retail	Shoes-Retail		2,500 - 9,999
Key Markets	1 Waters Park Dr # 103	San Mateo	San Mateo	Grocers-Retail	Shoes-Retail		2,500 - 9,999
LA Hacienda Market	201 N Amphlett Blvd	San Mateo	San Mateo	Grocers-Retail	Skateboards & Equipment		2,500 - 9,999
LA Morenita Market	1519 S Claremont St	San Mateo	San Mateo	Grocers-Retail	Skating Equipment & Supplies		2,500 - 9,999
LA Pinata Market	511 E 4th Ave	San Mateo	San Mateo	Grocers-Retail	Water Sports Equipment Sales & Service	Water Skiing Equipment & Supplies	2,500 - 9,999
M & H Market	159 N Kingston St	San Mateo	San Mateo	Grocers-Retail	Smoke Shops & Supplies		0 - 2,499
Market Fiesta Latina	1424 Cary Ave	San Mateo	San Mateo	Grocers-Retail	Gift Shops	Commercial Printing Nec (Mfrs)	0 - 2,499
Market Laraze	380 N Ellsworth Ave	San Mateo	San Mateo	Grocers-Retail	Sporting Goods-Retail		2,500 - 9,999
Mi Rancho Supermarket	33 N B St	San Mateo	San Mateo	Grocers-Retail	Sporting Goods-Retail		2,500 - 9,999
Michoacan Super Inc	219 N Amphlett Blvd	San Mateo	San Mateo	Grocers-Retail	Sporting Goods-Retail		2,500 - 9,999
Mollie Stone's Markets	49 42nd Ave	San Mateo	San Mateo	Grocers-Retail	Sportswear-Retail		2,500 - 9,999
Neelam Supermarket	150 N B St	San Mateo	San Mateo	Grocers-Retail	Sportswear-Retail		2,500 - 9,999
Nijiya Market	1956 S El Camino Real	San Mateo	San Mateo	Grocers-Retail	Sportswear-Retail	Sporting Goods-Retail	2,500 - 9,999
Oriental Health Ctr	26 E 25th Ave	San Mateo	San Mateo	Grocers-Retail	Sportswear-Retail	Sporting Goods-Retail	2,500 - 9,999
Piazza Foods	1218 W Hillsdale Blvd	San Mateo	San Mateo	Grocers-Retail	Sunglasses & Sun Goggles		2,500 - 9,999
S & M Market	737 2nd Ave	San Mateo	San Mateo	Grocers-Retail	Sunglasses & Sun Goggles		2,500 - 9,999
Safeway	100 DE Anza Blvd	San Mateo	San Mateo	Grocers-Retail	Coffee & Tea		10,000 - 39,999
Safeway	1655 S El Camino Real	San Mateo	San Mateo	Grocers-Retail	Television & Radio-Dealers	Stereophonic & High Fidelity Equip-Dlrs	2,500 - 9,999
Safeway	860 N Delaware St	San Mateo	San Mateo	Grocers-Retail	Women's Apparel-Retail		2,500 - 9,999
Smart & Final	1844 S Norfolk St	San Mateo	San Mateo	Grocers-Retail	Toys-Retail		2,500 - 9,999
Sugarloaf Imports Inc	14 Ridgecrest Ter	San Mateo	San Mateo	Grocers-Retail	Hobby & Model Constr Supplies-Retail	Dolls-Retail	2,500 - 9,999
Suruki Supermarket	71 E 4th Ave	San Mateo	San Mateo	Grocers-Retail	Toys-Retail		2,500 - 9,999
Takahashi Market	221 S Claremont St	San Mateo	San Mateo	Grocers-Retail	Trading Posts		0 - 2,499
Trader Joe's	1820 S Grant St	San Mateo	San Mateo	Grocers-Retail	T-Shirts-Retail	Screen Printing (Mfrs)	2,500 - 9,999
Trader Joe's	45 W Hillsdale Blvd	San Mateo	San Mateo	Grocers-Retail	Used Merchandise Stores		0 - 2,499
Trag's Market	303 Baldwin Ave	San Mateo	San Mateo	Grocers-Retail	Vacuum Cleaners-Household-Dealers	Sewing Machines-Household	2,500 - 9,999
Tropicana Russell	2992 S Norfolk St	San Mateo	San Mateo	Grocers-Retail	Appliances-Household-Major-Dealers	Barbecue Equipment & Supplies (Whls)	2,500 - 9,999
Whole Foods Market	1010 Park Pl	San Mateo	San Mateo	Grocers-Retail	Vacuum Cleaners-Household-Dealers	Vacuum Cleaners-Repairing & Parts	2,500 - 9,999
Krausewerk Collectibles	83 E 21st Ave # B	San Mateo	San Mateo	Guns & Gunsmiths	Variety Stores		0 - 2,499

Michael Of Ireland Beauty								
SIn	36 42nd Ave	San Mateo	San Mateo	Hair Goods & Supplies-Retail	Variety Stores			0 - 2,499
Coach	152 Hillsdale Mall	San Mateo	San Mateo	Handbags	Video Games			2,500 - 9,999
Bayside Building Materials	2075 S Norfolk St	San Mateo	San Mateo	Hardware-Retail	Health & Diet Foods-Retail	Cosmetics & Perfumes-Retail		2,500 - 9,999
Palo Alto Hardware	545 1st Ave	San Mateo	San Mateo	Hardware-Retail	Vitamin & Food Supplements			2,500 - 9,999
Wisnom Ace Hardware	545 1st Ave	San Mateo	San Mateo	Hardware-Retail	Vitamin & Food Supplements			2,500 - 9,999
Lids	426 Hillsdale Mall	San Mateo	San Mateo	Hats-Retail	Vitamin & Food Supplements			2,500 - 9,999
Professional Formulas	10 Scenic Way	San Mateo	San Mateo	Health & Diet Foods-Retail	Watches-Dealers	Watches-Repairing		2,500 - 9,999
Woman In Care	2479 Flores St	San Mateo	San Mateo	Health & Diet Foods-Retail	Wicker Products	Rattan Reeds & Willows		0 - 2,499
LA Casa De LA Salud Inc	11 S B St	San Mateo	San Mateo	Herbs	Women's Apparel-Retail			2,500 - 9,999
Oriental Frame	2293 S El Camino Real	San Mateo	San Mateo	Herbs	Women's Apparel-Retail			2,500 - 9,999
Gator Games & Hobby	4212 Olympic Ave	San Mateo	San Mateo	Hobby & Model Constr Supplies-Retail	Women's Apparel-Retail			2,500 - 9,999
Maria's Crafts	825 Howe St	San Mateo	San Mateo	Hobby & Model Constr Supplies-Retail	Women's Apparel-Retail	Lingerie		0 - 2,499
Rosie's Home For The Aged	317 W 20th Ave	San Mateo	San Mateo	Home & Automotive Supplies	Women's Apparel-Retail			2,500 - 9,999
Lucky Brand	131 Hillsdale Mall	San Mateo	San Mateo	Jeans	Women's Apparel-Retail			0 - 2,499
Sprout Garden Supplies	1 N Amphlett Blvd	San Mateo	San Mateo	Lawn & Garden Equip & Supplies-Retail	Women's Apparel-Retail			0 - 2,499
Lula Lu-Petite Lingerie	49 S Claremont St	San Mateo	San Mateo	Lingerie	Women's Apparel-Retail			2,500 - 9,999
Victoria's Secret	270 Hillsdale Mall	San Mateo	San Mateo	Lingerie	Women's Apparel-Retail	Clothing-Retail		2,500 - 9,999
25th Avenue Liquors	101 W 25th Ave	San Mateo	San Mateo	Liquors-Retail	Women's Apparel-Retail			2,500 - 9,999
Avenue Liquors	336 S Norfolk St	San Mateo	San Mateo	Liquors-Retail	Wood Products			2,500 - 9,999
BEVMO!	342 E Hillsdale Blvd	San Mateo	San Mateo	Liquors-Retail	Wood Products			2,500 - 9,999
Bob Liquor	522 Peninsula Ave	San Mateo	San Mateo	Liquors-Retail	Yarn-Retail			2,500 - 9,999
Bob's Liquor	522 Peninsula Ave	San Mateo	San Mateo	Liquors-Retail	Service Stations-Gasoline & Oil			0 - 2,499
Centerwood Liquors	35 Laurie Meadows Dr	San Mateo	San Mateo	Liquors-Retail	Gift Shops			2,500 - 9,999
Central Market	517 S B St	San Mateo	San Mateo	Liquors-Retail	Grocers-Retail	Liquors-Retail		2,500 - 9,999
Consumers Liquors	220 E Poplar Ave	San Mateo	San Mateo	Liquors-Retail	Grocers-Retail	Federal Government		0 - 2,499
Liquor City	1230 W Hillsdale Blvd	San Mateo	San Mateo	Liquors-Retail	Handbags	Contractors		2,500 - 9,999
Marina Liquor	2996 S Norfolk St # I	San Mateo	San Mateo	Liquors-Retail	Hardware-Retail	Feed-Dealers (Whls)		2,500 - 9,999
Palm Liquor Store	116 South Blvd	San Mateo	San Mateo	Liquors-Retail	Hobby & Model Constr Supplies-Retail			2,500 - 9,999
San Mateo Liquors	254 S B St	San Mateo	San Mateo	Liquors-Retail	Nurserymen	Coffee & Tea Products- Manufacturers		0 - 2,499
Wes Liquors	16 W 25th Ave	San Mateo	San Mateo	Liquors-Retail	Service Stations-Gasoline & Oil	Restaurants		0 - 2,499
White Palace LLC	1326 Palos Verdes Dr	San Mateo	San Mateo	Liquors-Retail	Service Stations-Gasoline & Oil			0 - 2,499
Edwards Luggage	148 Hillsdale Mall	San Mateo	San Mateo	Luggage-Retail	Service Stations-Gasoline & Oil	Alternative Fuels		0 - 2,499
El Toro Meat Market	142 N B St	San Mateo	San Mateo	Meat-Retail	Tennis Equipment & Supplies-Retail	Racquets-Restraining & Repairing		0 - 2,499
Barcelino Continental	126 Hillsdale Mall	San Mateo	San Mateo	Men's Clothing & Furnishings- Retail	Jewelers-Retail			0 - 2,499
Barcelino Men's Apparel	177 Hillsdale Mall	San Mateo	San Mateo	Men's Clothing & Furnishings- Retail	Jewelry Designers	Jewelry-Manufacturers		0 - 2,499

Fresh Apparel	457 Hillsdale Mall	San Mateo	San Mateo	Men's Clothing & Furnishings-Retail	Jewelers-Retail		0 - 2,499
Jos A Bank	208 E 3rd Ave	San Mateo	San Mateo	Men's Clothing & Furnishings-Retail	Jewelers-Retail		0 - 2,499
Men's Wearhouse	1960 S El Camino Real	San Mateo	San Mateo	Men's Clothing & Furnishings-Retail	Jewelers-Retail		0 - 2,499
Selix Formalwear	30 E 3rd Ave	San Mateo	San Mateo	Men's Clothing & Furnishings-Retail	Jewelers-Retail		0 - 2,499
Alvarado Tax & Accounting Svc	33 N B St # 1	San Mateo	San Mateo	Mexican & Latin American Food Products	Jewelers-Retail		0 - 2,499
LA Flor	215 S Delaware St	San Mateo	San Mateo	Mexican & Latin American Food Products	Jewelers-Retail		0 - 2,499
Luv 2 Stitch	747 Bermuda Dr	San Mateo	San Mateo	Needlework & Needlework Materials-Retail	Jewelers-Retail		0 - 2,499
Central Garden Ctr	408 9th Ave	San Mateo	San Mateo	Nurserymen	Jewelers-Retail	Diamond Brokers (Whls)	0 - 2,499
Golden Nursery	1122 2nd Ave	San Mateo	San Mateo	Nurserymen	Watches-Dealers		2,500 - 9,999
Office Depot	1826 S Norfolk St	San Mateo	San Mateo	Office Supplies	Jewelers-Retail		0 - 2,499
Just For Optical	200 2nd Ave	San Mateo	San Mateo	Optical Goods-Retail	Jewelers-Retail		0 - 2,499
Lenscrafters	60 31st Ave	San Mateo	San Mateo	Optical Goods-Retail	Jewelers-Retail	Jewelry-Manufacturers	0 - 2,499
Sears Optical	40 Hillsdale Mall	San Mateo	San Mateo	Optical Goods-Retail	Jewelers-Retail		0 - 2,499
Betty's Fiestas	47 N B St	San Mateo	San Mateo	Party Supplies	Jewelers-Retail		0 - 2,499
Diddams Amazing Party Stores	1940 S El Camino Real	San Mateo	San Mateo	Party Supplies	Jewelers-Retail		0 - 2,499
Party Bus	PO Box 4774	San Mateo	San Mateo	Party Supplies	Jewelry Designers		0 - 2,499
Safari Run	341 N Amphlett Blvd	San Mateo	San Mateo	Party Supplies	Jewelers-Retail		0 - 2,499
Perfumania	409 Hillsdale Mall	San Mateo	San Mateo	Perfume-Retail	Jewelers-Retail		0 - 2,499
Pet Tlc	818 Jefferson Ct	San Mateo	San Mateo	Pet Shops	Jewelers-Retail		0 - 2,499
Pet Club	1850 S Norfolk St	San Mateo	San Mateo	Pet Supplies & Foods-Retail	Jewelers-Retail	Jewelry-Manufacturers	0 - 2,499
PETSMART	3520 S El Camino Real	San Mateo	San Mateo	Pet Supplies & Foods-Retail	Jewelers-Retail		0 - 2,499
Togs For Dogs & Cats Too	24 41st Ave	San Mateo	San Mateo	Pet Supplies & Foods-Retail	Jewelers-Retail		0 - 2,499
Actimis Pharmaceuitcals American & Asiatic Trading Co	400 S El Camino Real # 1200	San Mateo	San Mateo	Pharmacies	Jewelers-Retail		0 - 2,499
CVS Pharmacy	2635 Sunset Ter	San Mateo	San Mateo	Pharmacies	Jewelers-Retail		0 - 2,499
CVS Pharmacy	124 DE Anza Blvd	San Mateo	San Mateo	Pharmacies	Jewelry Designers	Jewelry Buyers (Whls)	0 - 2,499
CVS Pharmacy	4242 S El Camino Real	San Mateo	San Mateo	Pharmacies	Jewelers-Retail		0 - 2,499
CVS Pharmacy	77 Bovet Rd	San Mateo	San Mateo	Pharmacies	Jewelers-Retail	Federal Government Contractors	0 - 2,499
CVS Pharmacy	872 N Delaware St	San Mateo	San Mateo	Pharmacies	Jewelers-Retail		0 - 2,499
Lifestyle Nutraceuticals LLC	PO Box 434	San Mateo	San Mateo	Pharmacies	Jewelers-Retail		0 - 2,499
Rite Aid	1320 W Hillsdale Blvd	San Mateo	San Mateo	Pharmacies	Jewelers-Retail		0 - 2,499
Rite Aid	666 Concar Dr	San Mateo	San Mateo	Pharmacies	Jewelers-Retail	Jewelers-Wholesale	0 - 2,499

Schadler Owl Rexall Drug	1840 S Norfolk St	San Mateo	San Mateo	Pharmacies	Jewelers-Retail	0 - 2,499	
Ted's Village Pharmacy	29 W 25th Ave	San Mateo	San Mateo	Pharmacies	Jewelers-Retail	0 - 2,499	
Walgreens	191 E 3rd Ave	San Mateo	San Mateo	Pharmacies	Jewelers-Retail	0 - 2,499	
Walgreens	4070 S El Camino Real	San Mateo	San Mateo	Pharmacies	Jewelers-Retail	0 - 2,499	
Always Quilting	4230 Olympic Ave	San Mateo	San Mateo	Quilting Materials & Supplies	Jewelers-Retail	0 - 2,499	
Vinyl Solution USA	151 W 25th Ave	San Mateo	San Mateo	Records Tapes Cd's Used &	Jewelers-Retail	0 - 2,499	
Cheap Pete's Frame Factory	11 E 4th Ave	San Mateo	San Mateo	Vintage	Jewelers-Retail	0 - 2,499	
A U Energy	2901 S Norfolk St	San Mateo	San Mateo	Retail Shops	Jewelers-Retail	0 - 2,499	
Any Car Svc Inc	404 19th Ave	San Mateo	San Mateo	Service Stations-Gasoline & Oil	Jewelers-Retail	0 - 2,499	
Arco	1950 S Delaware St	San Mateo	San Mateo	Service Stations-Gasoline & Oil	Jewelers-Retail	0 - 2,499	
Arco Smog Pros	402 N El Camino Real	San Mateo	San Mateo	Service Stations-Gasoline & Oil	Jewelry Designers	0 - 2,499	
AUTOPIA Biofuels	1025 S Railroad Ave	San Mateo	San Mateo	Service Stations-Gasoline & Oil	Jewelers-Retail	0 - 2,499	
B & K Shell	1790 S Delaware St	San Mateo	San Mateo	Service Stations-Gasoline & Oil	Jewelry Designers	0 - 2,499	
Bay Meadows Chevron	300 E Hillsdale Blvd	San Mateo	San Mateo	Service Stations-Gasoline & Oil	Jewelry Designers	Jewelry-Manufacturers	0 - 2,499
Bayside 76	1890 S Norfolk St	San Mateo	San Mateo	Service Stations-Gasoline & Oil	Jewelers-Retail	0 - 2,499	
Bayside Auto Care	1890 S Norfolk St	San Mateo	San Mateo	Service Stations-Gasoline & Oil	Watches-Dealers	Jewelry Buyers (Whls)	0 - 2,499
Belmont Shell	3825 S El Camino Real	San Mateo	San Mateo	Service Stations-Gasoline & Oil	Jewelers-Retail	0 - 2,499	
Bob Reed's Svc Station	1641 Palm Ave	San Mateo	San Mateo	Service Stations-Gasoline & Oil	Jewelers-Retail	0 - 2,499	
Borel Square 76	1626 S El Camino Real	San Mateo	San Mateo	Service Stations-Gasoline & Oil	Jewelers-Retail	0 - 2,499	
Chevron	1350 W Hillsdale Blvd	San Mateo	San Mateo	Service Stations-Gasoline & Oil	Jewelers-Retail	0 - 2,499	
Chevron	790 Polhemus Rd	San Mateo	San Mateo	Service Stations-Gasoline & Oil	Jewelers-Retail	0 - 2,499	
College Plaza Shell Svc	1400 W Hillsdale Blvd	San Mateo	San Mateo	Service Stations-Gasoline & Oil	Jewelry Designers	Jewelry-Repairing	0 - 2,499
Crystal Springs 76 Svc	700 Polhemus Rd	San Mateo	San Mateo	Service Stations-Gasoline & Oil	Jewelers-Retail	0 - 2,499	
Gas & Shop	609 E 4th Ave	San Mateo	San Mateo	Service Stations-Gasoline & Oil	Jewelers-Retail	0 - 2,499	
Kh Bp	230 S El Camino Real	San Mateo	San Mateo	Service Stations-Gasoline & Oil	Jewelers-Retail	0 - 2,499	

Pacific Convenience & Fuels	2800 S El Camino Real	San Mateo	San Mateo	Service Stations-Gasoline & Oil	Jewelers-Retail		2,500 - 9,999
Peninsula Chevron	880 N Delaware St	San Mateo	San Mateo	Service Stations-Gasoline & Oil	Jewelers-Retail		0 - 2,499
San Mateo Auto Care	1471 E 3rd Ave	San Mateo	San Mateo	Service Stations-Gasoline & Oil	Jewelers-Retail		0 - 2,499
San Mateo Gas & Shop	609 E 4th Ave	San Mateo	San Mateo	Service Stations-Gasoline & Oil	Jewelers-Retail		0 - 2,499
Se's Auto Care	335 S Norfolk St	San Mateo	San Mateo	Service Stations-Gasoline & Oil	Jewelers-Retail		0 - 2,499
Smog Pros	300 S Delaware St	San Mateo	San Mateo	Service Stations-Gasoline & Oil	Jewelers-Retail		2,500 - 9,999
Tad's 76	402 S Delaware St	San Mateo	San Mateo	Service Stations-Gasoline & Oil	Jewelers-Retail		0 - 2,499
Singer Service Ctr	146 W 25th Ave	San Mateo	San Mateo	Sewing Machines-Household	Jewelers-Retail		2,500 - 9,999
A1 Quality Indl	2996 S Norfolk St	San Mateo	San Mateo	Shoes-Retail	Jewelers-Retail		0 - 2,499
ALDO	266 Hillsdale Mall	San Mateo	San Mateo	Shoes-Retail	Jewelry Designers	Jewelry-Repairing	0 - 2,499
Birkenstock	92 E 3rd Ave	San Mateo	San Mateo	Shoes-Retail	Jewelers-Retail		0 - 2,499
Brooks Shoes For Kids	174 W 25th Ave	San Mateo	San Mateo	Shoes-Retail	Jewelers-Retail		0 - 2,499
Cathy Jean Shoes	273 Hillsdale Mall	San Mateo	San Mateo	Shoes-Retail	Diamonds	Jewelers-Wholesale	2,500 - 9,999
Daneli Shoe Co	101 E 4th Ave	San Mateo	San Mateo	Shoes-Retail	Jewelers-Retail		0 - 2,499
Desportes San Mateo	128 N B St	San Mateo	San Mateo	Shoes-Retail	Jewelers-Retail		0 - 2,499
DSW Shoe Warehouse	21 W Hillsdale Blvd	San Mateo	San Mateo	Shoes-Retail	Jewelers-Retail		0 - 2,499
DSW Shoe Warehouse	29 W Hillsdale Blvd	San Mateo	San Mateo	Shoes-Retail	Jewelers-Retail		0 - 2,499
Foot Locker	440 Hillsdale Mall	San Mateo	San Mateo	Shoes-Retail	Jewelers-Retail		0 - 2,499
Footwear Etc	101 E 4th Ave	San Mateo	San Mateo	Shoes-Retail	Jewelers-Retail		0 - 2,499
Gumshoe	11 S Railroad Ave	San Mateo	San Mateo	Shoes-Retail	Jewelers-Retail		0 - 2,499
Journeys	461 Hillsdale Mall # 2178v	San Mateo	San Mateo	Shoes-Retail	Jewelers-Retail		0 - 2,499
Lady Foot Locker	245 Hillsdale Mall	San Mateo	San Mateo	Shoes-Retail	Jewelers-Retail		0 - 2,499
Naturalizer Shoes	229 Hillsdale Mall	San Mateo	San Mateo	Shoes-Retail	Jewelers-Retail		2,500 - 9,999
Payless Shoe Source	3690 S El Camino Real	San Mateo	San Mateo	Shoes-Retail	Jewelers-Retail		2,500 - 9,999
Walking Co	250 Hillsdale Mall	San Mateo	San Mateo	Shoes-Retail	Jewelers-Retail		0 - 2,499
Winners Shoes	1730 S Amphlett Blvd	San Mateo	San Mateo	Shoes-Retail	Jewelry Designers	Jewelers-Wholesale	0 - 2,499
Atlas Skateboard Store	209 2nd Ave	San Mateo	San Mateo	Skateboards & Equipment	Jewelers-Retail	Jewelry Buyers (Whls)	2,500 - 9,999
Blades & Wheels Skates Shop	3555 S El Camino Real	San Mateo	San Mateo	Skating Equipment & Supplies	Jewelers-Retail		0 - 2,499
Helm Of Sun Valley	333 N Amphlett Blvd	San Mateo	San Mateo	Skiing Equipment-Retail	Jewelers-Retail		0 - 2,499
Brother's Smoke & Fashion	540 S Norfolk St	San Mateo	San Mateo	Smoke Shops & Supplies	Jewelers-Retail		0 - 2,499
Magic Theatre	2206 S El Camino Real	San Mateo	San Mateo	Smoke Shops & Supplies	Jewelers-Retail	Jewelry-Manufacturers	2,500 - 9,999
Angler's Dream LLC	111 Saint Matthews Ave # 402	San Mateo	San Mateo	Sporting Goods-Retail	Jewelers-Retail		0 - 2,499
Big 5 Sporting Goods	2825 S El Camino Real	San Mateo	San Mateo	Sporting Goods-Retail	Jewelers-Retail		0 - 2,499
Gb Sports LLC	212 Woodbridge Cir	San Mateo	San Mateo	Sporting Goods-Retail	Jewelers-Retail		0 - 2,499
Joyeria Y Deportes Tita	49 N B St	San Mateo	San Mateo	Sportswear-Retail	Jewelers-Retail		0 - 2,499
So Thankful Clothing Co	390 1st Ave	San Mateo	San Mateo	Sportswear-Retail	Jewelers-Retail		0 - 2,499

Zumiez	1130 W Hillsdale Blvd	San Mateo	San Mateo	Sportswear-Retail	Jewelers-Retail		0 - 2,499
Zumiez	369 Hillsdale Mall	San Mateo	San Mateo	Sportswear-Retail	Jewelers-Retail	Jewelry-Repairing	0 - 2,499
Sunglass Hut	244 Hillsdale Mall	San Mateo	San Mateo	Sunglasses & Sun Goggles	Jewelers-Retail		0 - 2,499
Sunglass Hut	401 Hillsdale Mall	San Mateo	San Mateo	Sunglasses & Sun Goggles	Jewelers-Retail		0 - 2,499
Teavana	281 Hillsdale Mall	San Mateo	San Mateo	Tea-Wholesale	Jewelers-Retail		2,500 - 9,999
Video Only	1801 S Grant St	San Mateo	San Mateo	Television & Radio-Dealers	Jewelers-Retail		0 - 2,499
LEGO Store	341 Hillsdale Mall	San Mateo	San Mateo	Toys-Retail	Jewelers-Retail		0 - 2,499
Right Start	1111 Howard Ave	San Mateo	San Mateo	Toys-Retail	Jewelers-Retail	Jewelry-Repairing	0 - 2,499
Talbots Toyland Inc	445 S B St	San Mateo	San Mateo	Toys-Retail	Jewelers-Retail		0 - 2,499
Toyzam	60 31st Ave	San Mateo	San Mateo	Toys-Retail	Jewelers-Retail		0 - 2,499
Willow Trading	157 Poinsettia Ave	San Mateo	San Mateo	Trading Posts	Jewelers-Retail	Jewelry-Manufacturers	0 - 2,499
Screend Printz	1305 S Railroad Ave	San Mateo	San Mateo	T-Shirts-Retail	Pawnbrokers	Jewelry Buyers (Whls)	0 - 2,499
Chic Classiques	1899 Parrott Dr	San Mateo	San Mateo	Used Merchandise Stores	Jewelers-Retail		0 - 2,499
AAA Vacuum & Sewing	300 E 5th Ave	San Mateo	San Mateo	Vacuum Cleaners-Household-Dealers	Jewelers-Retail		2,500 - 9,999
AAA Vacuum & Sewing	501 S B St	San Mateo	San Mateo	Vacuum Cleaners-Household-Dealers	Jewelers-Retail		0 - 2,499
Kirby Co	29 Vista Ave	San Mateo	San Mateo	Vacuum Cleaners-Household-Dealers	Jewelers-Retail		0 - 2,499
Dollar Plus	470 S Norfolk St	San Mateo	San Mateo	Variety Stores	Jewelers-Retail		0 - 2,499
Dollar Warehouse	116 E 25th Ave	San Mateo	San Mateo	Variety Stores	Jewelers-Retail		0 - 2,499
Tik Games LLC	400 S El Camino Real # 400	San Mateo	San Mateo	Video Games	Jewelers-Retail		0 - 2,499
GNC	393 Hillsdale Mall	San Mateo	San Mateo	Vitamin & Food Supplements	Jewelers-Retail	Art Galleries & Dealers	0 - 2,499
GNLD International	400 E Hillsdale Blvd # 208	San Mateo	San Mateo	Vitamin & Food Supplements	Jewelers-Retail		0 - 2,499
Health By Heidi	1212 W Hillsdale Blvd # G	San Mateo	San Mateo	Vitamin & Food Supplements	Jewelers-Retail	Ear Piercing Service	2,500 - 9,999
Relive Products	773 Sequoia Ave	San Mateo	San Mateo	Vitamin & Food Supplements	Jewelers-Retail		0 - 2,499
Watchcare	240 Hillsdale Mall	San Mateo	San Mateo	Watches-Dealers	Jewelers-Retail		0 - 2,499
Works Of Wicker	2615 S El Camino Real	San Mateo	San Mateo	Wicker Products	Jewelers-Retail		0 - 2,499
Camp Coutour	1628 Palm Ave	San Mateo	San Mateo	Women's Apparel-Retail	Jewelers-Retail		0 - 2,499
Draper's & Damon's Inc	51 Bovet Rd	San Mateo	San Mateo	Women's Apparel-Retail	Jewelers-Retail	Jewelry-Repairing	0 - 2,499
Joanna's European Fashion	1412 Burlingame Ave	San Mateo	San Mateo	Women's Apparel-Retail	Jewelers-Retail		0 - 2,499
Lula Lu LLC	212 E 3rd Ave	San Mateo	San Mateo	Women's Apparel-Retail	Jewelry Designers		0 - 2,499
Personal Shopper Showroom	205 E 3rd Ave # 304	San Mateo	San Mateo	Women's Apparel-Retail	Jewelers-Retail		0 - 2,499
Ragan Enterprises	3 N Kingston St # B	San Mateo	San Mateo	Women's Apparel-Retail	Jewelers-Retail		0 - 2,499
Soleil	1501 W Hillsdale Blvd # 107	San Mateo	San Mateo	Women's Apparel-Retail	Jewelers-Retail		0 - 2,499
Sweet & Honey Boutique	131 W 25th Ave	San Mateo	San Mateo	Women's Apparel-Retail	Jewelers-Retail	Jewelry-Repairing	0 - 2,499
Torrid	60 31st Ave # 2272	San Mateo	San Mateo	Women's Apparel-Retail	Jewelers-Retail		0 - 2,499
Wigami International	60 E 3rd Ave # 100	San Mateo	San Mateo	Women's Apparel-Retail	Jewelers-Retail		0 - 2,499
Artisan Woodworks	3806 Southwood Ave	San Mateo	San Mateo	Wood Products	Jewelers-Retail		0 - 2,499

Thomas W Scott	1684 Mckinley St	San Mateo	San Mateo	Wood Products	Jewelers-Retail	Jewelry-Manufacturers	2,500 - 9,999
Nine Rubies Knitting	28 E 3rd Ave # 100	San Mateo	San Mateo	Yarn-Retail	Jewelers-Retail	Jewelry Buyers (Whls)	0 - 2,499
A Cut Above	PO Box 6685	San Mateo	San Mateo	Jewelers-Retail	Jewelers-Retail		0 - 2,499
Ben Bridge Jeweler	316 Hillsdale Mall	San Mateo	San Mateo	Jewelers-Retail	Jewelers-Retail		0 - 2,499
Bijoux Vilma's	805 Highland Ave	San Mateo	San Mateo	Jewelers-Retail	Diamonds		2,500 - 9,999
Carlyle Jewelers	67 E 4th Ave	San Mateo	San Mateo	Jewelers-Retail	Diamonds		2,500 - 9,999
Catwerk Designs	2151 DE Anza Blvd	San Mateo	San Mateo	Jewelers-Retail	Jewelers-Retail	Diamond Brokers (Whls)	0 - 2,499
Christensen & Rafferty							
Fine	181 2nd Ave # 242	San Mateo	San Mateo	Jewelers-Retail	Jewelers-Retail		0 - 2,499
Delany Lang Designs	7 Murphy Pl	San Mateo	San Mateo	Jewelers-Retail	Jewelers-Retail		0 - 2,499
Design Jewelers	203 DE Anza Blvd	San Mateo	San Mateo	Jewelers-Retail	Jewelers-Retail		0 - 2,499
Diamond Cutters	113 W 25th Ave	San Mateo	San Mateo	Jewelers-Retail	Jewelers-Retail		0 - 2,499
Fine Jewelry By Sue Inc	181 2nd Ave	San Mateo	San Mateo	Jewelers-Retail	Jewelers-Retail	Jewelry-Repairing	0 - 2,499
Galati Jewelers	35 E 4th Ave	San Mateo	San Mateo	Jewelers-Retail	Jewelers-Retail		0 - 2,499
Jewelry Addicts	3713 Martin Dr	San Mateo	San Mateo	Jewelers-Retail	Jewelers-Retail		0 - 2,499
Kay Jewelers	60 31st Ave	San Mateo	San Mateo	Jewelers-Retail	Jewelers-Retail		0 - 2,499
Off Plaza Designs	1822 Randall Rd	San Mateo	San Mateo	Jewelers-Retail	Jewelers-Retail		0 - 2,499
R & R Jewelers	82 E 3rd Ave	San Mateo	San Mateo	Jewelers-Retail	Jewelers-Retail		0 - 2,499
San Mateo Jewelry							
Exchange	1224 S El Camino Real	San Mateo	San Mateo	Jewelers-Retail	Jewelers-Retail	Chinaware & Glassware-Retail	0 - 2,499
Shane Co	690 Concar Dr	San Mateo	San Mateo	Jewelers-Retail	Jewelers-Retail		0 - 2,499
Steiner's Jewelry	231 S San Mateo Dr	San Mateo	San Mateo	Jewelers-Retail	Jewelers-Retail		0 - 2,499
Sterling Works	60 31st Ave	San Mateo	San Mateo	Jewelers-Retail	Jewelers-Retail		0 - 2,499
Swarovski North America	265 Hillsdale Mall	San Mateo	San Mateo	Jewelers-Retail	Jewelers-Retail		2,500 - 9,999
Swiss Jewelers	222 E 3rd Ave	San Mateo	San Mateo	Jewelers-Retail	Jewelers-Retail		2,500 - 9,999
Henry's 76	PO Box 3267	Saratoga	Santa Clara	Service Stations-Gasoline & Oil	Jewelers-Retail		0 - 2,499
In Any Event Inc	3036 Woodside Rd	Woodside	San Mateo	Gift Shops	Jewelers-Retail	Coin Dealers Supplies & Etc	0 - 2,499
Roberts Market & Liquor	3015 Woodside Rd	Woodside	San Mateo	Grocers-Retail	Jewelers-Retail		0 - 2,499
Skywood Trading Post	17287 Skyline Blvd	Woodside	San Mateo	Grocers-Retail	Jewelers-Retail		0 - 2,499
Saluti Inc	PO Box 620421	Woodside	San Mateo	Handbags	Jewelers-Retail		0 - 2,499
Roberts Hardware & Tack	3044 Woodside Rd	Woodside	San Mateo	Hardware-Retail	Jewelers-Retail		0 - 2,499
				Hobby & Model Constr			
Starwood Scale Models	17 Starwood Dr	Woodside	San Mateo	Supplies-Retail	Jewelers-Retail		0 - 2,499
Yerba Buena Nursery	19500 Skyline Blvd	Woodside	San Mateo	Nurserymen	Jewelers-Retail		0 - 2,499
Alice's Restaurant	17288 Skyline Blvd	Woodside	San Mateo	Service Stations-Gasoline & Oil	Jewelers-Retail		0 - 2,499
Alice's Station	17288 Skyline Blvd	Woodside	San Mateo	Service Stations-Gasoline & Oil	Jewelers-Retail		0 - 2,499
Woodside Chevron	2950 Woodside Rd	Woodside	San Mateo	Service Stations-Gasoline & Oil	Watches-Dealers	Diamond Brokers (Whls)	0 - 2,499
				Tennis Equipment & Supplies-			
Woodside Tennis Shop	3048 Woodside Rd	Woodside	San Mateo	Retail	Jewelers-Retail		2,500 - 9,999



Studio Charla

PO Box 620761

Woodside San Mateo

Jewelers-Retail

Jewelers-Retail

0 - 2,499



rincon

## **Appendix F**

*Estimated Bag Use by Jurisdiction*

Existing and Proposed Bag Use			Existing	Proposed	Proposed	Proposed
Area	Population*	Number of Plastic Bags Used per Person**	Existing: Total Plastic Bags Used Annually	Plastic Bags: 5% Remain (exempt retailers)	Reusable Bags: 65% Switch to Reusable	Paper Bags: 30% Switch to Paper
<b>San Mateo</b>						
Unincorporated San Mateo County	62,695	531	33,291,045	1,664,552	416,138	9,987,314
Belmont	26,123	531	13,871,313	693,566	173,391	4,161,394
Brisbane	4,347	531	2,308,257	115,413	28,853	692,477
Burlingame	29,106	531	15,455,286	772,764	193,191	4,636,586
Colma	1,789	531	949,959	47,498	11,874	284,988
Daly City	102,593	531	54,476,883	2,723,844	680,961	16,343,065
East Palo Alto	28,467	531	15,115,977	755,799	188,950	4,534,793
Foster City	30,895	531	16,405,245	820,262	205,066	4,921,574
Half Moon Bay	11,478	531	6,094,818	304,741	76,185	1,828,445
Menlo Park	32,513	531	17,264,403	863,220	215,805	5,179,321
Millbrae	22,069	531	11,718,639	585,932	146,483	3,515,592
Pacifica	37,658	531	19,996,398	999,820	249,955	5,998,919
Portola Valley	4,411	531	2,342,241	117,112	29,278	702,672
Redwood City	78,244	531	41,547,564	2,077,378	519,345	12,464,269
San Bruno	42,451	531	22,541,481	1,127,074	281,769	6,762,444
San Carlos	28,719	531	15,249,789	762,489	190,622	4,574,937
San Mateo	98,298	531	52,196,238	2,609,812	652,453	15,658,871
South San Francisco	64,307	531	34,147,017	1,707,351	426,838	10,244,105
Woodside	5,386	531	2,859,966	142,998	35,750	857,990
Atherton <sup>1</sup>	6,888	531	3,657,528	182,876	45,719	1,097,258
Hillsborough <sup>1</sup>	11,006	531	5,844,186	292,209	73,052	1,753,256
<b>Santa Clara County Cities</b>				0	0	0
Milpitas	66,966	531	35,558,946	1,777,947	444,487	10,667,684
Cupertino	59,022	531	31,340,682	1,567,034	391,759	9,402,205
Los Gatos	29,854	531	15,852,474	792,624	198,156	4,755,742
Los Altos	29,460	531	15,643,260	782,163	195,541	4,692,978
Campbell	39,882	531	21,177,342	1,058,867	264,717	6,353,203
Mountain View	75,275	531	39,971,025	1,998,551	499,638	11,991,308
Monte Sereno <sup>1</sup>	3,373	531	1,791,063	89,553	22,388	537,319
Los Altos Hills <sup>1</sup>	8,027	531	4,262,337	213,117	53,279	1,278,701
<b>Total</b>	<b>1,041,302</b>	<b>Total</b>	<b>552,931,362</b>	<b>27,646,568</b>	<b>6,911,642</b>	<b>165,879,409</b>

**Total Proposed Carryout bags (plastic, paper and reusable) 200,437,619**