



POOL AND SPA REPLASTERING AND/OR REMODELING REQUIREMENTS

Effective January 1, 2017

PLAN SUBMITTAL

- Any person proposing to renovate, replaster, reconstruct or alter a public pool or its ancillary facilities, mechanical equipment or related piping, shall submit legible plans and specifications to San Mateo County Environmental Health, for review and written approval prior to commencing the work and in advance of the issuance of any building, plumbing, or electrical permits. At least three sets of plans are required. This Department will retain one copy of the plans.
- A plan approval fee is required. The fee will depend on the extent of the renovation.
- After the plan is approved, field inspections will be made to verify compliance with the plan approval.
- All equipment shall be installed per the manufacturer's written instructions.
- Pool plan approval does not authorize the violation of any law, ordinance, or regulation, and final approval is subject to field inspection and evaluation.
- Plan approvals are valid for a period of two years from the date of the stamp.
- Please feel free to contact Recreational Health Program at (650) 372-6236 or (650) 372-6288 for questions regarding plan submittal instructions/questions.

PLAN SPECIFICATIONS

All plans must be drawn to scale, and provide a scale ledger. Renovation may require pool/spa to meet the most current California Code of Regulations, California Building Code, and California Electrical Code.

Information required for plan approval:

1. Job Address - address, city, zip code.
2. Name, mailing address and phone numbers of pool contractor and owner.
3. A written scope of work explaining what changes will be made to pool/spa.
4. A simple top view drawing showing the length and width of the pool.
5. Resurfacing material and color of pool/spa shell:
 - Pool/Spa shell must be white in color.
 - The finished pool shell shall be lined with a smooth waterproof interior finish that will withstand repeated brushing, scrubbing, and cleaning procedures. The interior pool finish shall completely line the pool to the tile lines, coping, or cantilevered deck.
 - Tiles with a contrasting color shall be used at:
 - the edge of pool and spa steps,
 - the top surface edges of benches in spas,
 - lane markings(not to exceed 12 inches),



- water line,
- and at 4 ½ ft depth.

Note:

**Spas may be finished in a light color other than white when approved by Environmental Health Services Division.*

**If materials other than plaster are being considered, a request for approval must be submitted and granted by EHS prior to commencing work.*

6. Depth Markers

- Depth markers shall be provided on both sides of a swimming pool at the shallowest and the deepest depths, at all breaks in slope, on both ends of the pool and along the perimeter of the pool at distances not to exceed 25 feet.
- Markers with the universal symbol of no diving (red circle with a slash through it superimposed over the image of a diver) shall be installed whenever water depth is 6ft or shallower. Markers must be slip resistant, durable material resistant to weathering and shall be located adjacent to depth markers on deck.
- Spas and wading pools shall have a minimum of two depth markers.
- The depth markers shall be marked in units of feet and inches; the abbreviations “FT” and “IN” may be used in lieu of using the whole word. Numerals shall be a minimum 4 inches in height and of a contrasting color (provide sample with dimensions on plan).

7. Break in Slope

A pool deeper than 5 feet is required to have a 4 to 6 inch wide straight line of slip-resistant contrasting tile along the floor of the pool where the water depth is 4 ½ feet. Unglazed tile is considered slip-resistant.

Note: Markers must be permanent. Painted letters or stick-ons are not permitted.

8. Steps, Recessed Steps Ladders and Stairs

- Means of entry and exit are required if depth is over one foot.
- Pools with more than one shallow end shall have stairs at each shallow end.
- Stair risers shall be uniform (max. 12”) and each step tread shall have slip resistant trim tile and comply with Figure 31B-7, and Table 31B-7 of Chapter 31B, Title 24, California Building Code (see reference).
- Recessed step risers shall be uniform (max. 12”). Treads shall be a minimum five inches and a width of 14 inches. Measure the first riser from the deck to tread.
- Ladder(s) at deep end of the pool (Pools with a maximum water depth of 4½ ft. or less are not required to have a ladder).

9. Handrails

- Show side view of handrail(s) over the stairs with the distance from each step tread and deck to the top of the handrail(s).
- The upper railing surface shall be 28 to 36 inches above the deck and each step tread.
- The distance between the handrail and riser shall be at least 3” apart.



- Spa shall have two handrails.

10. Main Drains, Equalizer Lines, and Drain Covers

- When a pool is drained, it is a good time to install VGB approved drain covers and equalizer line covers. All drain covers must be correctly sized in accordance with manufacturer's specification.
- All pools should already be in compliance with Virginia Graeme Baker Safety Act (California Building Code, Title 24, Section 3162).
- All suction drains on public pools must be split or have a safety vacuum release system or automatic pump shut-off system.
- Direction of flow for the recirculation equipment shall be labeled clearly with directional symbols such as arrows on all piping in the equipment area. Where the recirculation equipment for more than one pool is located on site, the equipment shall be marked as to which pool the system serves.
- Valves and plumbing lines shall be labeled clearly with the source or destination descriptions.
- AB 1020 form must be submitted prior to final inspection.

Note:

**Single main drain and/or channel drain shall be split so that the pool shall have at least 2 suction outlets per pump that are hydraulically balanced and symmetrically plumbed through one or more "T" fittings, and that are separated by a distance of at least 3 feet in any direction between 2 suction outlets.*

**Disabling or plugging an equalizer line is not allowed for single equalizer that has not been split properly.*

11. Coping and Decks if applicable

- Coping that is being replaced must extend over the pool wall 1 to 2 inches and not be thicker than 2 ½ inches.
- The 4ft deck shall extend on both sides and rear of any fixed disabled access assistance device (ADA Lift).
- The pool's deck surface shall have a slope of no less than 1% (1/8 inch per foot) but no more than 2% (1/4 inch per foot) away from the pool to a deck drainage system.
- Indoor/outdoor carpeting or similar products are not approved for swimming or spa pool decks. Any deck material other than concrete must be approved by Environmental Health Services.

12. Diving Boards and Platforms if applicable

- All swimming pools with platforms or diving boards must be reviewed for compliance with the pool code. Platforms and diving boards shall conform to the USA Diving Rules and Codes.
- If there is an existing diving board, provide scaled top and side view dimensions of the pool.

Note: *Diving boards and supports must be removed if they are not in compliance with the current codes.*



13. Lighting

When a pool is drained, it is a good time to check and repair/replace the pool lighting. Contact local building department for GFCI requirements.

14. ADA lift is required for all major remodels. Refer to ADA for requirements.

15. Specification sheets for all proposed equipment.

16. Additional Requirements for Equipment and Plumbing Change:

- Year the pool was built.
- Volume of pool.
- Specification sheets for all proposed equipment.
- Make and model number of existing equipment and any new equipment that is being installed.
- Make and model of existing pump
- Size of suction and return lines going and coming from the equipment room.
- Plumbing material (PVC, copper etc.)
- Any other information that pertains to the equipment installation (e.g. AB 1020 Form, etc.)

Required Field Inspections

1. Field consultation of proposed work (*optional with an additional charge*).
2. Pre-Construction inspection.
3. Pre-Deck inspection.
4. Pre-Plaster inspection to verify split main drains, split equalizer lines, and sump verification. For field fabricated sump, make sure VGB compliant drain covers are available at the time of inspection, or an additional inspection may be required.
5. Final Inspection.

Note: Any construction work done without the required inspections may result in additional work and inspection, including removal of plaster to verify plumbing requirements, and delay in permit issuance.

Authority cited:

California Code of Regulations, Title 22, Section 116064.2

California Building Code, Title 24, Section 3108B, Section 3109B, Section 3110B, Section 3111B, Section 3112B, Section 3113B, Section 3115B



CALIFORNIA BUILDING CODE, TITLE 24, CHAPTER 31B

Figure 31B-7 Stair and Handrail Dimensions

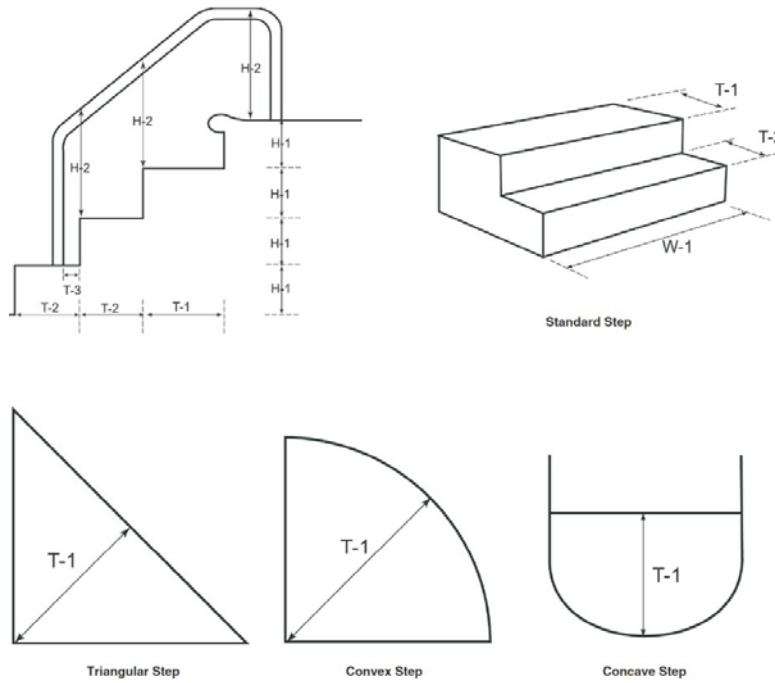
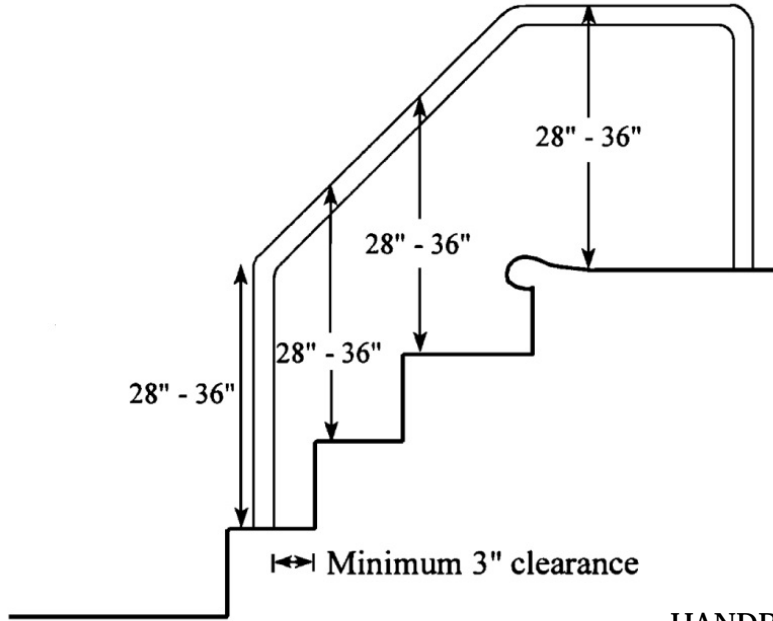


Table 31B-7

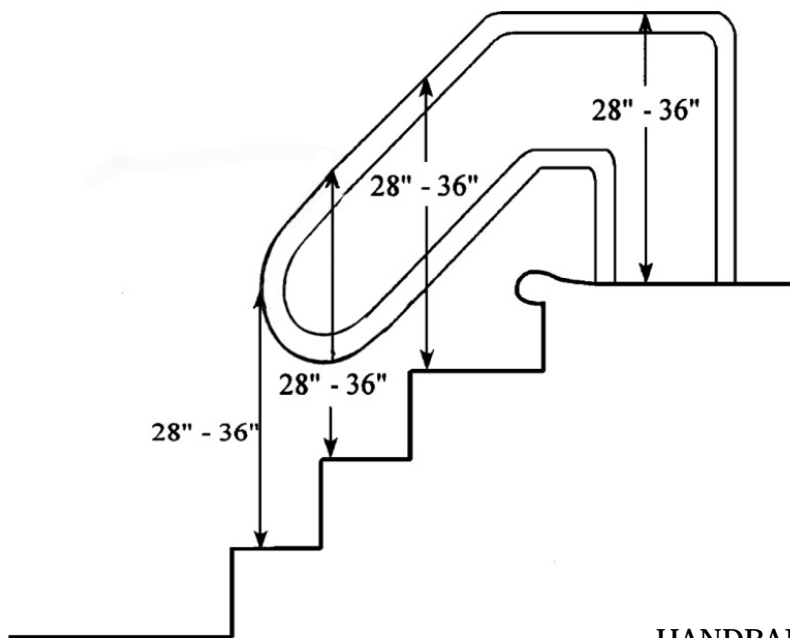
<i>DIMENSIONS</i>	<i>T-1 STANDARD</i>	<i>T-1 TRIANGULAR, CONCAVE, CONVEX</i>	<i>T-2</i>	<i>T-3</i>	<i>W-1</i>	<i>H-1</i>	<i>H-2</i>
<i>Minimum</i>	14"	21"	12"	3"	24"	6"	28"
<i>Maximum</i>	18"	24"	16"	—	—	12"	36"



APPROVED HANDRAIL CONFIGURATIONS



HANDRAIL 1



HANDRAIL 2