



Seasonal Influenza Report 2015-16

San Mateo County Health System, Public Health Policy and Planning
Weeks 50 & 51 (Dec 13 to Dec 26, 2015)

www.smchealth.org/flu · Provider Reporting: 650.573.2348 · 650.573.2919 (fax)

Volume 8, Issue 6

Catherine Sallenave MD, CD Controller · Moon Choi, Epidemiologist · Scott Morrow MD, MPH, Health Officer

Current Influenza Activity

San Mateo County

- During week 51 (ending 12/26/15), San Mateo County reported minimal influenza activity.
- Week 51 of the current season has a lower number of influenza detections as week 51 of the previous season (Figures 1 and 2).
- Within the County, based on reports from reporting county and hospital laboratories*, a total of 911 specimens have been tested for influenza since the beginning of influenza season, and 2 (0.2%) tested positive for influenza during week 51. A total of 260 specimens have been tested for RSV since the beginning of the influenza season with four (1.5%) testing positive during week 51 (Figures 1, 3, and 4).
- San Mateo County Public Health Laboratory (SMC PHL) has the ability to further subtype positive influenza A specimens. During week 51, one (2.7%) specimen in the SMC PHL tested positive for influenza A H1.
- Influenza-like illness (ILI) surveillance of chief complaint data from San Mateo Medical Center ED is increasing and slightly higher than the same period last season (Figure 5).

California[§]

- Influenza activity in California was reported as "local" during week 52.
- Of 1,967 specimens tested, 106 (5.4%) were positive for influenza. Of the positive specimens, 56 (52.8%) were influenza A, of which one (1.8%) was H1, ten (17.9%) were H3, and 45 (80.4%) were not subtyped. The remaining 50 (47.2%) tested positive for influenza B.
- Outpatient visits for ILI in week 52 were 3.7% which was higher than 3.0% in week 51.
- There were no influenza-associated deaths in an adult less than 65 years of age reported during week 52.
- Hospital visits for Pneumonia and Influenza (P&I) for week 52 were higher (6.4%) than week 51 (4.6%) but are within expected levels for this time of year.[†]

United States

- During week 51, influenza activity saw a slight increase in the United States.
- Of the 11,448 specimens tested by clinical laboratories, 282 (2.5%) were positive for influenza, of which 157 (55.7%) were influenza A and 125 (44.3%) were influenza B.
- Of the 586 specimens tested by public health laboratories, 38 (6.5%) were positive for influenza. Of the positive specimens, 32 (84.2%) were influenza A, of which 23 (71.9%) were H1 and 6 (18.8%) were H3, with three (9.4%) having no subtyping performed. The 6 (15.8%) remaining specimens were influenza B, of which four (66.7%) were of Yamagata lineage and two (33.3%) had no lineage performed.
- No influenza-associated pediatric deaths were reported during week 51.
- During week 51, 5.8% of all deaths reported through the 122-Cities Mortality Reporting System were due to P&I. This percentage was below the epidemic threshold of 6.9% for week 51.
- Two states (NJ, SC) experienced high ILI activity; three states (AZ, GA, VA) experienced moderate ILI activity; nine states (IL, LA, MD, MN, MS, NC, OK, PA, TX) experienced low ILI activity; the remaining 34 states experienced minimal ILI activity.

Figure 1 Number of Positive Influenza & RSV Tests by Week San Mateo County, 2013-16

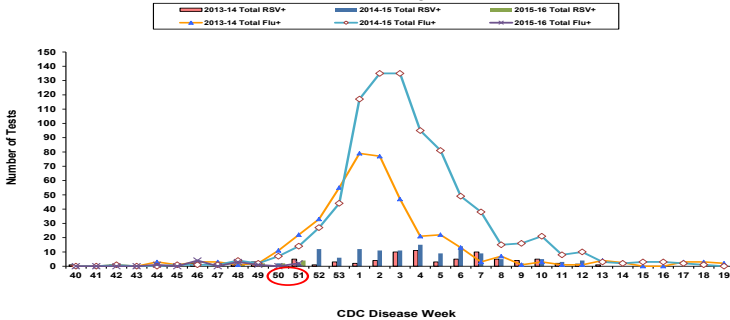


Figure 2 Number of Positive Influenza Tests by Type and Week, San Mateo County, 2014-16

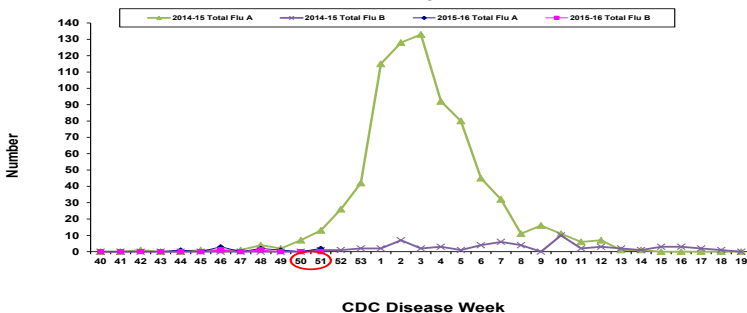


Figure 3 Percentage of Positive Respiratory Syncytial Virus (RSV) Specimens from Reporting Labs San Mateo County, 2014-16

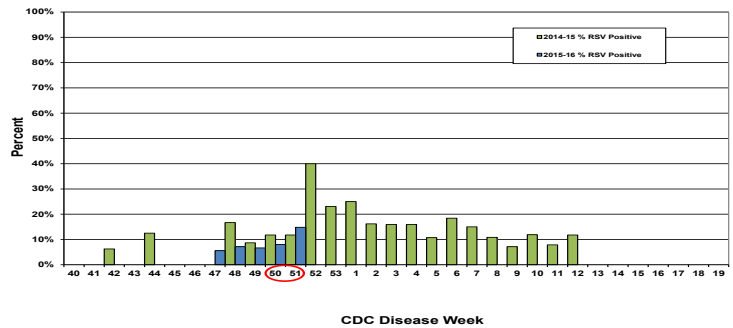


Figure 4 Percentage of Positive Influenza Specimens from Reporting Labs San Mateo County, 2014-16

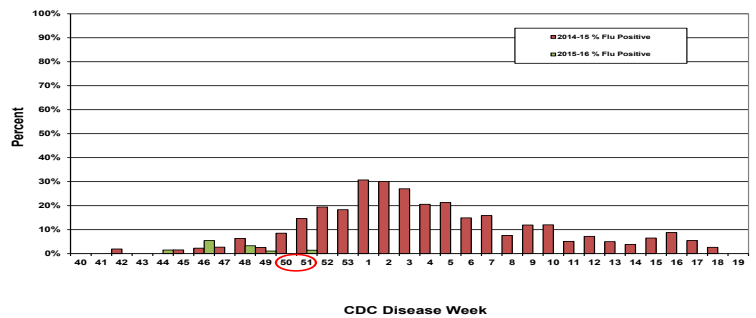
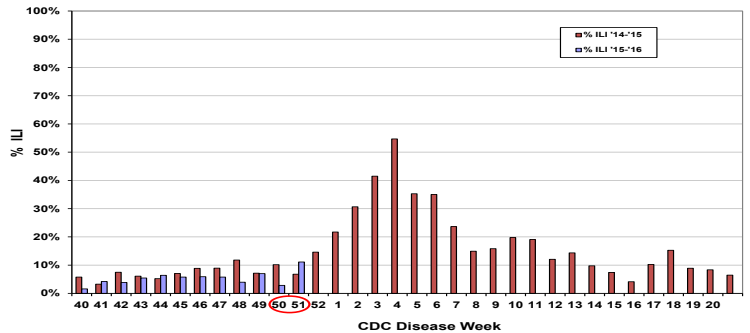


Figure 5 Proportion of Influenza-like Illness Visits (ILI): San Mateo County Medical Center ED, 2014-16 Influenza Seasons



TEST OR TREAT?

Flu activity in San Mateo County is sporadic. Two specimens during week 51 tested positive for influenza.

- Test outpatients with suspected flu and high risk of complications, who are being considered for antiviral treatment. Empiric treatment in outpatients with ILI is not indicated at this time. Consider testing children <2 years of age to rule out RSV vs. influenza.
- Test hospitalized patients with suspected flu. Consider empiric treatment in severely ill hospitalized (ICU) cases with suspected influenza.
- Antivirals used for treatment: Oseltamivir or Zanamivir.

*Our reported numbers do not represent all cases of influenza within SMC, but are intended to demonstrate trends in influenza activity. This issue does not represent data from Kaiser.
Sources: SMC: San Mateo Medical Center, Sequoia Hospital, Mills-Peninsula Hospital, San Mateo County Public Health Lab; CA: California Influenza Surveillance Project: <http://www.cdph.ca.gov/programs/vrd/Pages/CaliforniaInfluenzaSurveillanceProject.aspx>; US: CDC Flu Activity and Surveillance: <http://www.cdc.gov/flu/weekly/fluactivity.htm>
[†]This data reflects Kaiser hospitalizations only.
[§]This is the most recent data available.