

# Prioritization of HIV Services in San Mateo County



San Mateo County HIV Program  
Community Board Quarterly Meeting  
April 9, 2014

# HIV Services Prioritization

---

- Purpose of this process:
  - To provide information about HIV services in San Mateo County
  - To receive community and board input on the prioritization of Ryan White funded Core and Support services

# HIV Services Prioritization

---

## Core Services:

- ❑ **Medical Case Management:** social workers
- ❑ **Mental Health Services:** psychiatrist, therapist, individual and group harm reduction
- ❑ **Oral Health/Dental Care:** dentist, dental services
- ❑ **Outpatient/Ambulatory Care:** primary care, doctors, nurses, medical treatment, lab tests

# HIV Services Prioritization

---

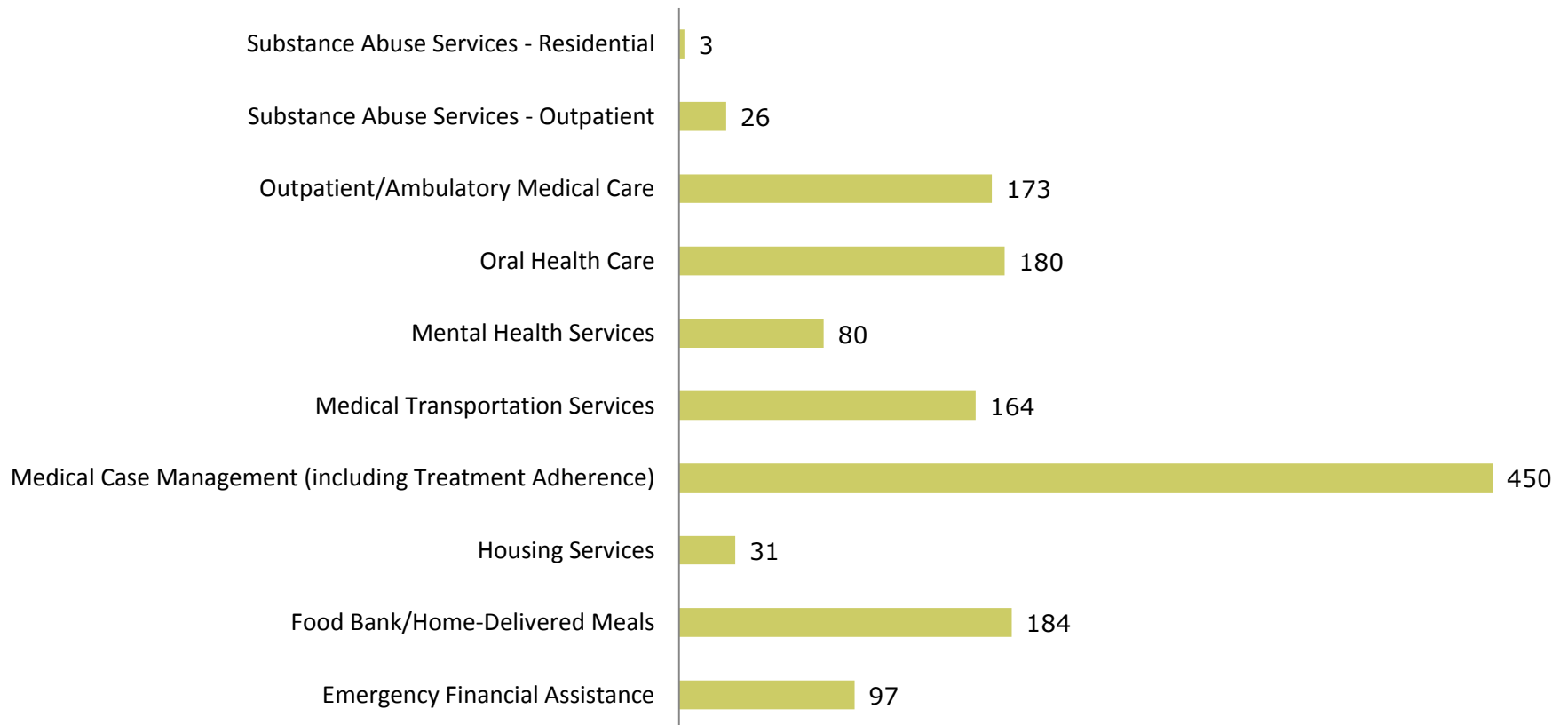
## Support Services:

- ❑ **Emergency Financial Assistance:** utilities, unexpected bills, car repair
- ❑ **Food Program:** bags of groceries, food distribution/delivery, grocery vouchers
- ❑ **Housing Services:** emergency housing, motel, short-term rental
- ❑ **Outreach/Transportation:** medical transportation services, mostly taxi vouchers, some samTrans, CalTrain

# HIV Services Prioritization

Unduplicated Client Count of Ryan White Service Utilization  
March 1, 2013 – February 28, 2014

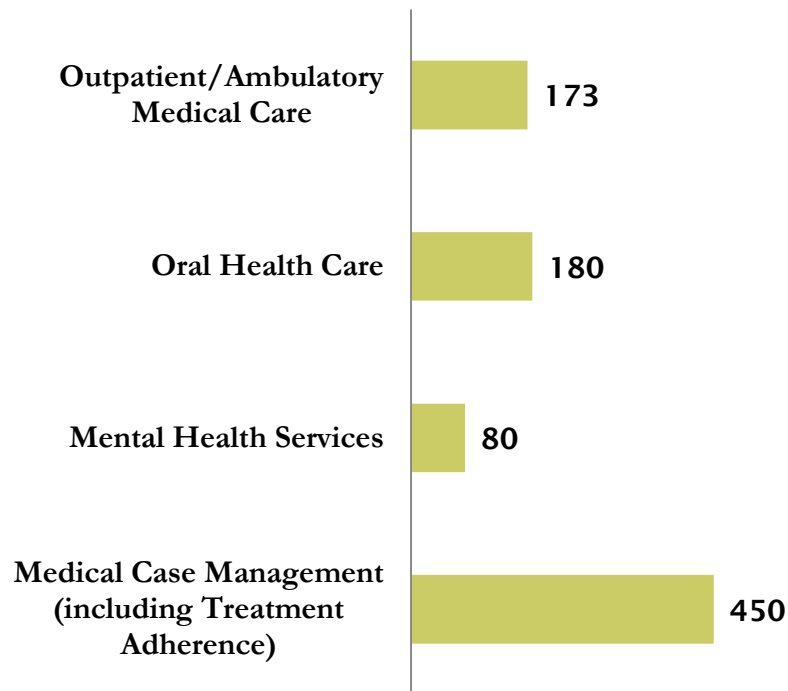
## Unique Client Count



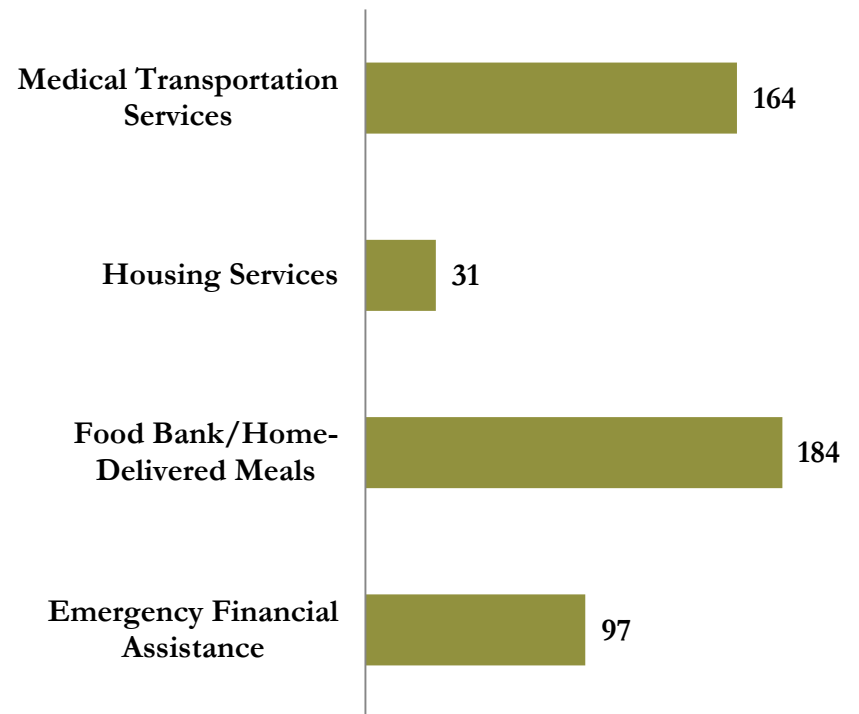
# HIV Services Prioritization

Unduplicated client count by **Core** and **Support** Services

## Core Services



## Support Services



# HIV Services Prioritization

---

Results of last year's prioritization process:

---

## Core Services

- 1 Outpatient/Ambulatory Care
- 2 Oral Health/Dental Care
- 3 Medical Case Management
- 4 Mental Health Services
- 5 Substance Abuse - Outpatient

---

## Support Services

- 1 Housing Services
- 2 Food Program
- 3 Outreach/Transportation
- 4 Emergency Financial Assistance
- 5 Substance Abuse - Residential

# HIV Services Prioritization

---

How do they line up?

---

## **Core Services - Prioritization**

- 1 Outpatient/Ambulatory Care
- 2 Oral Health/Dental Care
- 3 Medical Case Management
- 4 Mental Health Services
- 5 Substance Abuse - Outpatient

---

## **Core Services - Utilization**

- 1 Medical Case Management
- 2 Oral Health/Dental Care
- 3 Outpatient/Ambulatory Care
- 4 Mental Health Services
- 5 Substance Abuse - Outpatient



# HIV Services Prioritization

---

How do they line up? (cont)

---

## Support Services - Prioritization

1 Housing Services

2 Food Program

3 Outreach/Transportation

4 Emergency Financial  
Assistance

5 Substance Abuse -  
Residential

---

## Support Services - Utilization

1 Food Program

2 Outreach/Transportation

3 Emergency Financial  
Assistance

4 Housing Services

5 Substance Abuse -  
Residential

# Positive Changes

---

- Expected increase in revenue due to more patients being eligible for Medi-Cal
  - As of January 1, 2014, patients who were on LIHP/MCE transitioned to Medi-Cal
  - Medi-Cal reimbursement is higher than the LIHP/MCE reimbursement
  - Far fewer patients require Ryan White funded Outpatient/Ambulatory Care due to having another payor source

# Challenges

---

- Expected decrease in Ryan White Part A of \$156,275 (11.5%) as of March 1, 2014
  - Already received decrease of \$692,726 (34%) over past 2 years
  
- Expected decrease in HOPWA of \$11,515 (1.5%) as of July 1, 2014
  - Already received decrease of \$125,726 (14.3%) over past 2 years