



REQUIRED SAFETY SIGNS FOR PUBLIC SWIMMING POOLS AND SPAS

1. Letters and numbers must be clearly **legible**.
2. Font size must be at least **4 inches high**, unless otherwise required.
3. Signs must be affixed to a wall, pole, gate, or similar permanent structure in a location **visible** to all pool users.

- **MAXIMUM OCCUPANT CAPACITY**

- Indicates number of bathers allowed in the pool at one time
- Capacity for spas = surface area (square feet) divided by 10
- Capacity for **all other pools** = surface area (square feet) divided by 20
- **Exception:** Pool user capacity requirements do not apply to wading pools or spray grounds



- **ARTIFICIAL RESPIRATION AND CPR**

- Clear diagram of CPR and rescue breathing
- Lettering of at least **1/4 inch high**



- **EMERGENCY SIGN**

- Telephone number **911**
- Lettering of at least 1 inch high: phone number of the **nearest emergency services** (i.e. hospital, fire, police)
- Lettering of at least 1 inch high: **name** and **street address** of the pool location



- **NO LIFEGUARD SIGN**

- Where no lifeguard service is provided, post sign with statement: **“WARNING: NO LIFEGUARD ON DUTY”**
- Additional statement in lettering of at least 1 inch high: **“CHILDREN UNDER THE AGE OF 14 SHALL NOT USE THE POOL WITHOUT A PARENT OR GUARDIAN IN ATTENDANCE”**
- **Exception:** “No lifeguard sign” requirement does not apply to spray grounds that have no standing water or where lifeguard is provided



- **NO DIVING SIGN**

- For pools with a **maximum depth of 6 feet or less**, provide a **“NO DIVING”** sign and **no diving markers with the universal symbol of no diving**, which is a red circle with a slash through it superimposed over the image of a diver, shall be installed on the deck directly adjacent to the depth markers.



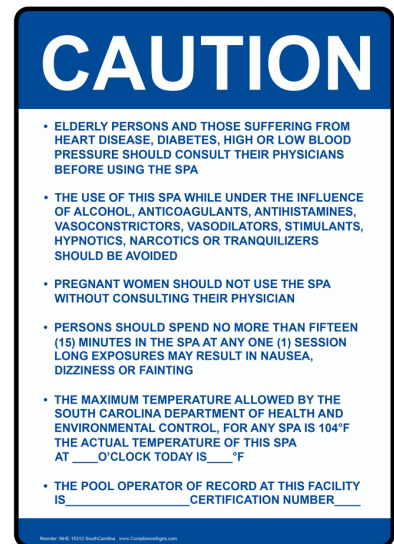
- **SPA EMERGENCY SHUT-OFF**

- **“EMERGENCY SHUT OFF SWITCH”** in lettering of at least 1 inch high posted at the switch



- **SPA WARNING SIGN**

- Statement: **“CAUTION”**
- Additional statements in lettering of at least 1 inch high:
 1. Elderly persons, pregnant women, infants, and those with health conditions requiring medical care should consult with a physician before entering spa.
 2. Unsupervised use by children under the age of 14 is prohibited.
 3. Hot water immersion while under the influence of alcohol, narcotics, drugs, or medicines may lead to serious consequences and is not recommended.
 4. Do not use alone.
 5. Long exposure may result in nausea, dizziness or fainting.



- **NO USE AFTER DARK (GATES)**

- Post “**NO USE OF POOL ALLOWED AFTER DARK**” for pools constructed without adequate lighting at each pool entrance on the exterior side of the gate(s)



- **EGRESS SIGN**

- The pool enclosure shall have at least one means of egress without a key for emergency purposes. Unless all gates and/or doors are so equipped, those gates and/or doors which will allow egress without a key shall have a sign stating: “**EMERGENCY EXIT**”
- **Exception:** Public pool enclosures constructed before July 1, 1994 need not comply



- **KEEP CLOSED (gates)**

- Post on the exterior side of gate and doors leading into the pool or
- pool enclosure area: “**KEEP CLOSED**”



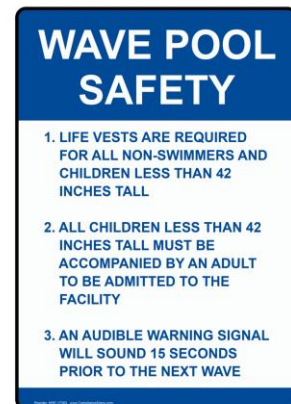
- **DIARRHEA**

- Lettering of at least 1 inch high
- Statement or diagram posted at the entrance area of a public pool which states that “**persons having currently active diarrhea or who have had active diarrhea within the previous 14 days shall not be allowed to enter the pool water**”.



- **WAVE POOLS**

- Lettering of at least 1 inch high
- Listing requirements for wave pools as described in **Section 115952, Health and Safety Code**




- **SPRAY GROUND SIGN**
 - Statement: **“WATER IS RECIRCULATED. DO NOT DRINK”**



SIGNS FOR GASEOUS CHEMICALS

- **EXIT**
 - Where **automatic gaseous chlorine chemical feeders are used**, a sign shall be posted at the pool area entrance which shows in a diagrammatic form an emergency evacuation procedure. Designated emergency exits shall be marked **“EXIT.”**
- **GASEOUS OXIDIZER**
 - Where automatic gaseous chemical feeders are used, a warning sign with the appropriate hazard identification symbol shall be posted on the exterior side of the door entering the chemical feeder room or area. The sign shall state, **“DANGER: GASEOUS OXIDIZER – (specific chemical name),”** or as otherwise required by the California Fire Code.
- **TURN ON BEFORE ENTERING**
 - Where automatic gaseous chemical feeders are used, a sign shall be posted at the switch to the light and ventilation system for the gaseous chemical feeder room stating, **“TURN ON BEFORE ENTERING,”** or as otherwise required by the California Fire Code or the California Electrical Code.



RECOMMENDED SIGNS

